

STATE OF FLORIDA
DEPARTMENT OF TRANSPORTATION

CONTRACT PLANS

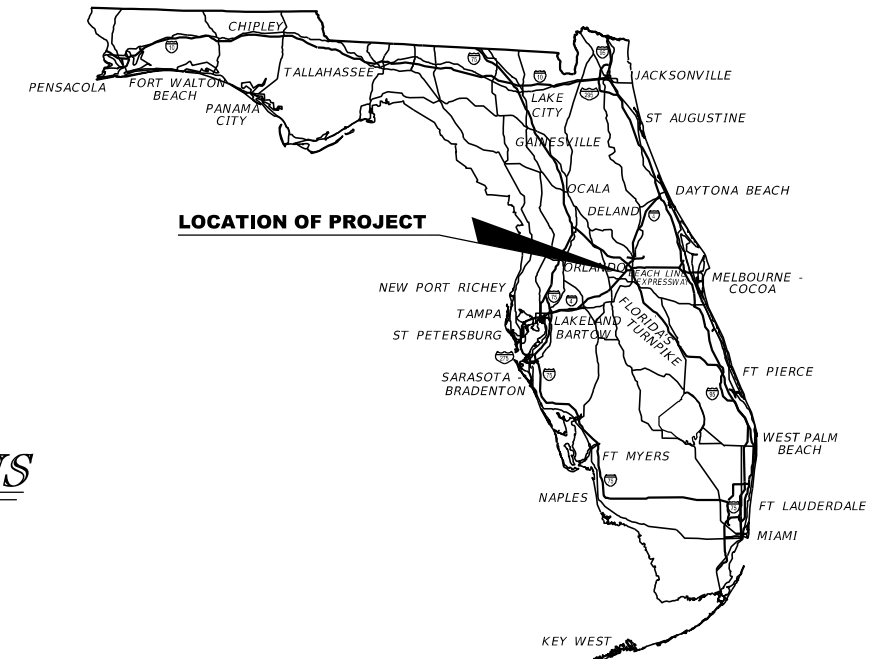
FINANCIAL PROJECT ID 441113-1-52-01

(FEDERAL FUNDS)

ORANGE COUNTY (75280)

STATE ROAD NO. 400 (1-4)

SIGNING AND PAVEMENT MARKING PLANS



INDEX OF SIGNING AND PAVEMENT MARKING PLANS

SHEET NO.	SHEET DESCRIPTION
S-1	KEY SHEET
S-2	SIGNATURE SHEET
S-3 - S-6	TABULATION OF QUANTITIES
S-7	GENERAL NOTES
S-8 - S-30	PLAN SHEETS
S-31 - S-37	GUIDE SIGN WORK SHEET
S-38 - S-50	CROSS SECTIONS

60% (PHASE II)
MAY 2018


**SIGNING AND PAVEMENT MARKING PLANS
ENGINEER OF RECORD:**

SUSANNE S. HERTZ, P.E. PE No. 49486
Traffic Engineering Data Solutions, Inc.
80 Spring Vista Drive Phone: 386.753.0558
DeBary, FL 32713 Fax: 386.753.0778
CONTRACT NO.: C9P21
VENDOR NO.: F208375642002
CERTIFICATION OF AUTHORIZATION # 27392

FDOT PROJECT MANAGER:
Su Hao, P.E.

CONSTRUCTION CONTRACT NO.	FISCAL YEAR	SHEET NO.
TBD	21	S-1

PRELIMINARY: NOT FOR CONSTRUCTION



THIS DOCUMENT HAS BEEN DIGITALLY
SIGNED AND SEALED BY:

PRINTED COPIES OF THIS DOCUMENT ARE
NOT CONSIDERED SIGNED AND SEALED.
THE SIGNATURE MUST BE VERIFIED
IN THE ELECTRONIC DOCUMENTS.

TRAFFIC ENGINEERING DATA SOLUTIONS, INC.
80 SPRING VISTA DRIVE
DEBARY, FL 32713
CERTIFICATE OF AUTHORIZATION 27392
SUSANNE S. HERTZ, P.E. NO. 49486

THE ABOVE NAMED PROFESSIONAL ENGINEER SHALL BE RESPONSIBLE FOR THE
FOLLOWING SHEETS IN ACCORDANCE WITH RULE 61G15-23.004 F.A.C.

<u>SHEET NO.</u>	<u>SHEET DESCRIPTION</u>
S-1	KEY SHEET
S-2	SIGNATURE SHEET
S-3 - S-6	TABULATION OF QUANTITIES
S-7	GENERAL NOTES
S-8 - S-30	PLAN SHEETS
S-31 - S-37	GUIDE SIGN WORK SHEET
S-38 - S-50	CROSS SECTIONS

REVISIONS				SUSANNE S. HERTZ, P.E. PE No. 49486 Traffic Engineering Data Solutions, Inc. 80 Spring Vista Drive Phone: 386.753.0558 DeBary, FL 32713 Fax: 386.753.0778 CERTIFICATION OF AUTHORIZATION # 27392	STATE OF FLORIDA DEPARTMENT OF TRANSPORTATION			<i>SIGNATURE SHEET</i>	SHEET NO. S-2
DATE	DESCRIPTION	DATE	DESCRIPTION		ROAD NO.	COUNTY	FINANCIAL PROJECT ID		
					SR 400	ORANGE	441113-1-52-01		

TABULATION OF QUANTITIES

PAY ITEM NO.	DESCRIPTION	UNIT	SHEET NUMBERS														TOTAL THIS SHEET		GRAND TOTAL	
			S-8		S-9		S-10		S-11		S-12		S-13		S-14		PLAN	FINAL	PLAN	FINAL
			PLAN	FINAL	PLAN	FINAL	PLAN	FINAL	PLAN	FINAL	PLAN	FINAL	PLAN	FINAL						
700-1-11	SINGLE POST SIGN, F&I GROUND MOUNT, UP TO 12 SF	AS																		
700-1-12	SINGLE POST SIGN, F&I GROUND MOUNT, 12-20 SF	AS																		
700-1-60	SINGLE POST SIGN, REMOVE	AS																		
700-2-14	MULTI- POST SIGN, F&I GROUND MOUNT, 31-50 SF	AS																		
700-2-15	MULTI- POST SIGN, F&I GROUND MOUNT, 51-100 SF	AS																		
700-2-16	MULTI- POST SIGN, F&I GROUND MOUNT, 101-200 SF	AS																		
700-2-60	MULTI- POST SIGN, REMOVE	AS																		
700-3-203	SIGN PANEL, FURNISH & INSTALL OVERHEAD MOUNT, 21-30 SF	EA																		
700-3-205	SIGN PANEL, FURNISH & INSTALL OVERHEAD MOUNT, 51-100 SF	EA																		
700-3-206	SIGN PANEL, FURNISH & INSTALL OVERHEAD MOUNT, 101-200 SF	EA																		
700-3-207	SIGN PANEL, FURNISH & INSTALL OVERHEAD MOUNT, 201-300 SF	EA																		
700-3-208	SIGN PANEL, FURNISH & INSTALL OVERHEAD MOUNT, 301-400 SF	EA																		
700-3-603	SIGN PANEL, REMOVE, 21-30 SF	EA																		
700-3-605	SIGN PANEL, REMOVE, 51-100 SF	EA																		
700-3-626	SIGN PANEL, REMOVE, 101-200 SF WITH LIGHTING	EA																		
700-4-114	OVERHEAD STATIC SIGN STRUCTURE, FURNISH & INSTALL, CANTILEVER, 41-50 FT	EA																		
700-4-126	OVERHEAD STATIC SIGN STRUCTURE, FURNISH & INSTALL, SPAN, 101-150 FT	EA																		
700-4-610	OVERHEAD STATIC SIGN STRUCTURE, REMOVE CANTILEVER	EA																		
700-4-620	OVERHEAD STATIC SIGN STRUCTURE, REMOVE SPAN	EA																		
710-90	PAINTED PAVEMENT MARKINGS, FINAL SURFACE	LS																		
*	W/R RETRO-REFLECTIVE PAVEMENT MARKERS	EA																		
*	Y/R RETRO-REFLECTIVE PAVEMENT MARKERS	EA																		
*	WHITE, SOLID, 8" FOR INTERCHANGE AND URBAN ISLAND	GM																		
*	WHITE, SOLID, 12" FOR INTERCHANGE MARKINGS	GM																		
*	WHITE, SOLID, 12" FOR CROSSWALK AND ROUNDABOUT	LF																		
*	WHITE, SOLID, 18" FOR DIAGONALS AND CHEVRONS	LF																		
*	WHITE, 6-10 GAP EXTENSION, 6"	GM																		
*	WHITE, 2-4 DOTTED GUIDELINE, 6"	GM																		
*	WHITE, ARROW	EA																		
*	WHITE, YIELD LINE	LF																		
*	YELLOW, SOLID, 18" FOR DIAGONAL OR CHEVRON	LF																		
*	WHITE, SOLID, 6"	GM																		
*	WHITE, SOLID, 8"	GM																		
*	WHITE, SKIP, 6", 3-9 LANE DROP	GM																		
*	WHITE, SKIP, 6", 10-30 SKIP	GM																		
*	WHITE, SKIP, 12", 3-9 LANE DROP	GM																		
*	YELLOW, SOLID, 6"	GM																		
*	WHITE, SOLID, 6" FOR CONCRETE BRIDGES	GM																		
*	WHITE, SKIP/DOTTED, 6" FOR CONCRETE SURFACES	GM																		
*	YELLOW, SOLID, 6" FOR CONCRETE BRIDGES	GM																		
*	BLACK, SKIP/DOTTED, 6" FOR CONCRETE SURFACES	GM																		
711-11-102	THERMOPLASTIC, STANDARD, WHITE, SOLID, 8" FOR INTERCHANGE AND URBAN ISLAND	GM																		
711-11-103	THERMOPLASTIC, STANDARD, WHITE, SOLID, 12" FOR INTERCHANGE MARKINGS	GM																		
711-11-123	THERMOPLASTIC, STANDARD, WHITE, SOLID, 12" FOR CROSSWALK AND ROUNDABOUT	LF																		
711-11-124	THERMOPLASTIC, STANDARD, WHITE, SOLID, 18" FOR DIAGONALS AND CHEVRONS	LF																		
711-11-125	THERMOPLASTIC, STANDARD, WHITE, SOLID, 24" FOR STOP LINE AND CROSSWALK	LF																		
711-11-141	THERMOPLASTIC, STANDARD, WHITE, 6-10 GAP EXTENSION, 6"	GM																		
	THERMOPLASTIC, STANDARD, WHITE, 2-4 DOTTED GUIDELINE, 6"																			
711-11-170	THERMOPLASTIC, STANDARD, WHITE, ARROW	EA																		
711-11-180	THERMOPLASTIC, STANDARD, WHITE, YIELD LINE	LF																		
711-11-224	THERMOPLASTIC, STANDARD, YELLOW, SOLID, 18" FOR DIAGONAL OR CHEVRON	LF																		
711-14-125	THERMOPLASTIC, PREFORMED, WHITE, SOLID, 24" FOR CROSSWALK	LF																		
711-14-141	THERMOPLASTIC, PREFORMED, WHITE, 2-4 DOTTED GUIDELINE ON CONCRETE SURFACES	GM																		
711-14-160	THERMOPLASTIC, PREFORMED, WHITE, MESSAGE OR SYMBOL	EA																		
711-14-170	THERMOPLASTIC, PREFORMED, WHITE, ARROW	EA																		
711-14-570	THERMOPLASTIC, PREFORMED, WHITE WITH BLACK CONTRAST, ARROW ON CONCRETE SURFACE	EA																		
711-15-101	THERMOPLASTIC, STANDARD-OPEN GRADED ASPHALT SURFACES WHITE, SOLID, 6"	GM																		
711-15-102	THERMOPLASTIC, STANDARD-OPEN GRADED ASPHALT SURFACES, WHITE, SOLID, 8"	GM																		

* These quantities are paid for under Painted Pavement Markings (Final Surface), Lump Sum - Item No. 710-90. The quantities shown are for one application; see Specification 710 for number of applications required.

REVISIONS				SUSANNE S. HERTZ, P.E. PE No. 49486 Traffic Engineering Data Solutions, Inc. 80 Spring Vista Drive Phone: 386.753.0558 DeBary, FL 32713 Fax: 386.753.0778 CERTIFICATION OF AUTHORIZATION # 27392	STATE OF FLORIDA DEPARTMENT OF TRANSPORTATION			SHEET NO. S-3
DATE	DESCRIPTION	DATE	DESCRIPTION		ROAD NO.	COUNTY	FINANCIAL PROJECT ID	
					SR 400	ORANGE	441113-1-52-01	

TABULATION OF QUANTITIES

PRELIMINARY: NOT FOR CONSTRUCTION

TABULATION OF QUANTITIES

PAY ITEM NO.	DESCRIPTION	UNIT	SHEET NUMBERS												TOTAL THIS SHEET		GRAND TOTAL			
			S-8		S-9		S-10		S-11		S-12		S-13		S-14		PLAN	FINAL	PLAN	FINAL
			PLAN	FINAL	PLAN	FINAL	PLAN	FINAL	PLAN	FINAL	PLAN	FINAL	PLAN	FINAL						
711-15-131	THERMOPLASTIC, STANDARD-OPEN GRADED ASPHALT SURFACES, WHITE, SKIP, 6", 3-9 LANE DROP	GM																		
	THERMOPLASTIC, STANDARD-OPEN GRADED ASPHALT SURFACES, WHITE, SKIP, 6", 10-30 SKIP																			
711-15-133	THERMOPLASTIC, STANDARD-OPEN GRADED ASPHALT SURFACES, WHITE, SKIP, 12", 3-9 LANE DROP	GM																		
711-15-201	THERMOPLASTIC, STANDARD-OPEN GRADED ASPHALT SURFACES, YELLOW, SOLID, 6"	GM																		
713-103-101	PERMANENT TAPE, WHITE, SOLID, 6" FOR CONCRETE BRIDGES	GM																		
713-103-131	PERMANENT TAPE, WHITE, SKIP/DOTTED, 6" FOR CONCRETE SURFACES	GM																		
713-103-201	PERMANENT TAPE, YELLOW, SOLID, 6" FOR CONCRETE BRIDGES	GM																		
713-103-331	PERMANENT TAPE, BLACK, SKIP/DOTTED, 6" FOR CONCRETE SURFACES	GM																		
711-17	THERMOPLASTIC, REMOVE EXISTING THERMOPLASTIC PAVEMENT MARKINGS: NON-CONFLICTING ONLY	SF																		

REVISIONS				SUSANNE S. HERTZ, P.E. PE No. 49486 Traffic Engineering Data Solutions, Inc. 80 Spring Vista Drive Phone: 386.753.0558 DeBary, FL 32713 Fax: 386.753.0778 CERTIFICATION OF AUTHORIZATION # 27392	STATE OF FLORIDA DEPARTMENT OF TRANSPORTATION			TABULATION OF QUANTITIES	SHEET NO.
DATE	DESCRIPTION	DATE	DESCRIPTION		ROAD NO.	COUNTY	FINANCIAL PROJECT ID		
					SR 400	ORANGE	441113-1-52-01		S-3A

PRELIMINARY: NOT FOR CONSTRUCTION

TABULATION OF QUANTITIES

PAY ITEM NO.	DESCRIPTION	UNIT	SHEET NUMBERS														TOTAL THIS SHEET		GRAND TOTAL	
			S-15		S-16		S-17		S-18		S-19		S-20		S-21		PLAN	FINAL	PLAN	FINAL
			PLAN	FINAL	PLAN	FINAL	PLAN	FINAL	PLAN	FINAL	PLAN	FINAL	PLAN	FINAL						
700-1-11	SINGLE POST SIGN, F&I GROUND MOUNT, UP TO 12 SF	AS																		
700-1-12	SINGLE POST SIGN, F&I GROUND MOUNT, 12-20 SF	AS																		
700-1-60	SINGLE POST SIGN, REMOVE	AS																		
700-2-14	MULTI- POST SIGN, F&I GROUND MOUNT, 31-50 SF	AS																		
700-2-15	MULTI- POST SIGN, F&I GROUND MOUNT, 51-100 SF	AS																		
700-2-16	MULTI- POST SIGN, F&I GROUND MOUNT, 101-200 SF	AS																		
700-2-60	MULTI- POST SIGN, REMOVE	AS																		
700-3-203	SIGN PANEL, FURNISH & INSTALL OVERHEAD MOUNT, 21-30 SF	EA																		
700-3-205	SIGN PANEL, FURNISH & INSTALL OVERHEAD MOUNT, 51-100 SF	EA																		
700-3-206	SIGN PANEL, FURNISH & INSTALL OVERHEAD MOUNT, 101-200 SF	EA																		
700-3-207	SIGN PANEL, FURNISH & INSTALL OVERHEAD MOUNT, 201-300 SF	EA																		
700-3-208	SIGN PANEL, FURNISH & INSTALL OVERHEAD MOUNT, 301-400 SF	EA																		
700-3-603	SIGN PANEL, REMOVE, 21-30 SF	EA																		
700-3-605	SIGN PANEL, REMOVE, 51-100 SF	EA																		
700-3-626	SIGN PANEL, REMOVE, 101-200 SF WITH LIGHTING	EA																		
700-4-114	OVERHEAD STATIC SIGN STRUCTURE, FURNISH & INSTALL, CANTILEVER, 41-50 FT	EA																		
700-4-126	OVERHEAD STATIC SIGN STRUCTURE, FURNISH & INSTALL, SPAN, 101-150 FT	EA																		
700-4-610	OVERHEAD STATIC SIGN STRUCTURE, REMOVE CANTILEVER	EA																		
700-4-620	OVERHEAD STATIC SIGN STRUCTURE, REMOVE SPAN	EA																		
710-90	PAINTED PAVEMENT MARKINGS, FINAL SURFACE	LS																		
*	W/R RETRO-REFLECTIVE PAVEMENT MARKERS	EA																		
*	Y/R RETRO-REFLECTIVE PAVEMENT MARKERS	EA																		
*	WHITE, SOLID, 8" FOR INTERCHANGE AND URBAN ISLAND	GM																		
*	WHITE, SOLID, 12" FOR INTERCHANGE MARKINGS	GM																		
*	WHITE, SOLID, 12" FOR CROSSWALK AND ROUNDABOUT	LF																		
*	WHITE, SOLID, 18" FOR DIAGONALS AND CHEVRONS	LF																		
*	WHITE, 6-10 GAP EXTENSION, 6"	GM																		
*	WHITE, 2-4 DOTTED GUIDELINE, 6"	GM																		
*	WHITE, ARROW	EA																		
*	WHITE, YIELD LINE	LF																		
*	YELLOW, SOLID, 18" FOR DIAGONAL OR CHEVRON	LF																		
*	WHITE, SOLID, 6"	GM																		
*	WHITE, SOLID, 8"	GM																		
*	WHITE, SKIP, 6", 3-9 LANE DROP	GM																		
*	WHITE, SKIP, 6", 10-30 SKIP	GM																		
*	WHITE, SKIP, 12", 3-9 LANE DROP	GM																		
*	YELLOW, SOLID, 6"	GM																		
*	WHITE, SOLID, 6" FOR CONCRETE BRIDGES	GM																		
*	WHITE, SKIP/DOTTED, 6" FOR CONCRETE SURFACES	GM																		
*	YELLOW, SOLID, 6" FOR CONCRETE BRIDGES	GM																		
*	BLACK, SKIP/DOTTED, 6" FOR CONCRETE SURFACES	GM																		
711-11-102	THERMOPLASTIC, STANDARD, WHITE, SOLID, 8" FOR INTERCHANGE AND URBAN ISLAND	GM																		
711-11-103	THERMOPLASTIC, STANDARD, WHITE, SOLID, 12" FOR INTERCHANGE MARKINGS	GM																		
711-11-123	THERMOPLASTIC, STANDARD, WHITE, SOLID, 12" FOR CROSSWALK AND ROUNDABOUT	LF																		
711-11-124	THERMOPLASTIC, STANDARD, WHITE, SOLID, 18" FOR DIAGONALS AND CHEVRONS	LF																		
711-11-125	THERMOPLASTIC, STANDARD, WHITE, SOLID, 24" FOR STOP LINE AND CROSSWALK	LF																		
711-11-141	THERMOPLASTIC, STANDARD, WHITE, 6-10 GAP EXTENSION, 6"	GM																		
0	THERMOPLASTIC, STANDARD, WHITE, 2-4 DOTTED GUIDELINE, 6"																			
711-11-170	THERMOPLASTIC, STANDARD, WHITE, ARROW	EA																		
711-11-180	THERMOPLASTIC, STANDARD, WHITE, YIELD LINE	LF																		
711-11-224	THERMOPLASTIC, STANDARD, YELLOW, SOLID, 18" FOR DIAGONAL OR CHEVRON	LF																		
711-14-125	THERMOPLASTIC, PREFORMED, WHITE, SOLID, 24" FOR CROSSWALK	LF																		
711-14-141	THERMOPLASTIC, PREFORMED, WHITE, 2-4 DOTTED GUIDELINE ON CONCRETE SURFACES	GM																		
711-14-160	THERMOPLASTIC, PREFORMED, WHITE, MESSAGE OR SYMBOL	EA																		
711-14-170	THERMOPLASTIC, PREFORMED, WHITE, ARROW	EA																		
711-14-570	THERMOPLASTIC, PREFORMED, WHITE WITH BLACK CONTRAST, ARROW ON CONCRETE SURFACE	EA																		
711-15-101	THERMOPLASTIC, STANDARD-OPEN GRADED ASPHALT SURFACES WHITE, SOLID, 6"	GM																		
711-15-102	THERMOPLASTIC, STANDARD-OPEN GRADED ASPHALT SURFACES, WHITE, SOLID, 8"	GM																		

* These quantities are paid for under Painted Pavement Markings (Final Surface), Lump Sum - Item No. 710-90. The quantities shown are for one application; see Specification 710 for number of applications required.

<table border="1"> <thead> <tr> <th colspan="4">REVISIONS</th> </tr> <tr> <th>DATE</th> <th>DESCRIPTION</th> <th>DATE</th> <th>DESCRIPTION</th> </tr> </thead> <tbody> <tr> <td> </td> <td> </td> <td> </td> <td> </td> </tr> </tbody> </table>				REVISIONS				DATE	DESCRIPTION	DATE	DESCRIPTION					SUSANNE S. HERTZ, P.E. PE No. 49486 Traffic Engineering Data Solutions, Inc. 80 Spring Vista Drive Phone: 386.753.0558 DeBary, FL 32713 Fax: 386.753.0778 CERTIFICATION OF AUTHORIZATION # 27392			STATE OF FLORIDA DEPARTMENT OF TRANSPORTATION <table border="1"> <tr> <th>ROAD NO.</th> <th>COUNTY</th> <th>FINANCIAL PROJECT ID</th> </tr> <tr> <td>SR 400</td> <td>ORANGE</td> <td>441113-1-52-01</td> </tr> </table>			ROAD NO.	COUNTY	FINANCIAL PROJECT ID	SR 400	ORANGE	441113-1-52-01	SHEET NO. S-4			
REVISIONS																															
DATE	DESCRIPTION	DATE	DESCRIPTION																												
ROAD NO.	COUNTY	FINANCIAL PROJECT ID																													
SR 400	ORANGE	441113-1-52-01																													

TABULATION OF QUANTITIES

PRELIMINARY: NOT FOR CONSTRUCTION

TABULATION OF QUANTITIES

PAY ITEM NO.	DESCRIPTION	UNIT	SHEET NUMBERS												TOTAL THIS SHEET		GRAND TOTAL			
			S-15		S-16		S-17		S-18		S-19		S-20		S-21		PLAN	FINAL	PLAN	FINAL
			PLAN	FINAL	PLAN	FINAL	PLAN	FINAL	PLAN	FINAL	PLAN	FINAL	PLAN	FINAL						
711-15-131	THERMOPLASTIC, STANDARD-OPEN GRADED ASPHALT SURFACES, WHITE, SKIP, 6", 3-9 LANE DROP	GM																		
	THERMOPLASTIC, STANDARD-OPEN GRADED ASPHALT SURFACES, WHITE, SKIP, 6", 10-30 SKIP																			
711-15-133	THERMOPLASTIC, STANDARD-OPEN GRADED ASPHALT SURFACES, WHITE, SKIP, 12", 3-9 LANE DROP	GM																		
711-15-201	THERMOPLASTIC, STANDARD-OPEN GRADED ASPHALT SURFACES, YELLOW, SOLID, 6"	GM																		
713-103-101	PERMANENT TAPE, WHITE, SOLID, 6" FOR CONCRETE BRIDGES	GM																		
713-103-131	PERMANENT TAPE, WHITE, SKIP/DOTTED, 6" FOR CONCRETE SURFACES	GM																		
713-103-201	PERMANENT TAPE, YELLOW, SOLID, 6" FOR CONCRETE BRIDGES	GM																		
713-103-331	PERMANENT TAPE, BLACK, SKIP/DOTTED, 6" FOR CONCRETE SURFACES	GM																		
711-17	THERMOPLASTIC, REMOVE EXISTING THERMOPLASTIC PAVEMENT MARKINGS: NON-CONFLICTING ONLY	SF																		

REVISIONS				SUSANNE S. HERTZ, P.E. PE No. 49486 Traffic Engineering Data Solutions, Inc. 80 Spring Vista Drive Phone: 386.753.0558 DeBary, FL 32713 Fax: 386.753.0778 CERTIFICATION OF AUTHORIZATION # 27392	STATE OF FLORIDA DEPARTMENT OF TRANSPORTATION			TABULATION OF QUANTITIES	SHEET NO.
DATE	DESCRIPTION	DATE	DESCRIPTION		ROAD NO.	COUNTY	FINANCIAL PROJECT ID		S-4A
					SR 400	ORANGE	441113-1-52-01		

PRELIMINARY: NOT FOR CONSTRUCTION

TABULATION OF QUANTITIES

PAY ITEM NO.	DESCRIPTION	UNIT	SHEET NUMBERS														TOTAL THIS SHEET		GRAND TOTAL	
			S-22		S-23		S-24		S-25		S-26		S-27		S-28		PLAN	FINAL	PLAN	FINAL
			PLAN	FINAL	PLAN	FINAL	PLAN	FINAL	PLAN	FINAL	PLAN	FINAL	PLAN	FINAL						
700-1-11	SINGLE POST SIGN, F&I GROUND MOUNT, UP TO 12 SF	AS																		
700-1-12	SINGLE POST SIGN, F&I GROUND MOUNT, 12-20 SF	AS																		
700-1-60	SINGLE POST SIGN, REMOVE	AS																		
700-2-14	MULTI- POST SIGN, F&I GROUND MOUNT, 31-50 SF	AS																		
700-2-15	MULTI- POST SIGN, F&I GROUND MOUNT, 51-100 SF	AS																		
700-2-16	MULTI- POST SIGN, F&I GROUND MOUNT, 101-200 SF	AS																		
700-2-60	MULTI- POST SIGN, REMOVE	AS																		
700-3-203	SIGN PANEL, FURNISH & INSTALL OVERHEAD MOUNT, 21-30 SF	EA																		
700-3-205	SIGN PANEL, FURNISH & INSTALL OVERHEAD MOUNT, 51-100 SF	EA																		
700-3-206	SIGN PANEL, FURNISH & INSTALL OVERHEAD MOUNT, 101-200 SF	EA																		
700-3-207	SIGN PANEL, FURNISH & INSTALL OVERHEAD MOUNT, 201-300 SF	EA																		
700-3-208	SIGN PANEL, FURNISH & INSTALL OVERHEAD MOUNT, 301-400 SF	EA																		
700-3-603	SIGN PANEL, REMOVE, 21-30 SF	EA																		
700-3-605	SIGN PANEL, REMOVE, 51-100 SF	EA																		
700-3-626	SIGN PANEL, REMOVE, 101-200 SF WITH LIGHTING	EA																		
700-4-114	OVERHEAD STATIC SIGN STRUCTURE, FURNISH & INSTALL, CANTILEVER, 41-50 FT	EA																		
700-4-126	OVERHEAD STATIC SIGN STRUCTURE, FURNISH & INSTALL, SPAN, 101-150 FT	EA																		
700-4-610	OVERHEAD STATIC SIGN STRUCTURE, REMOVE CANTILEVER	EA																		
700-4-620	OVERHEAD STATIC SIGN STRUCTURE, REMOVE SPAN	EA																		
710-90	PAINTED PAVEMENT MARKINGS, FINAL SURFACE	LS																		
*	W/R RETRO-REFLECTIVE PAVEMENT MARKERS	EA																		
*	Y/R RETRO-REFLECTIVE PAVEMENT MARKERS	EA																		
*	WHITE, SOLID, 8" FOR INTERCHANGE AND URBAN ISLAND	GM																		
*	WHITE, SOLID, 12" FOR INTERCHANGE MARKINGS	GM																		
*	WHITE, SOLID, 12" FOR CROSSWALK AND ROUNDABOUT	LF																		
*	WHITE, SOLID, 18" FOR DIAGONALS AND CHEVRONS	LF																		
*	WHITE, 6-10 GAP EXTENSION, 6"	GM																		
*	WHITE, 2-4 DOTTED GUIDELINE, 6"	GM																		
*	WHITE, ARROW	EA																		
*	WHITE, YIELD LINE	LF																		
*	YELLOW, SOLID, 18" FOR DIAGONAL OR CHEVRON	LF																		
*	WHITE, SOLID, 6"	GM																		
*	WHITE, SOLID, 8"	GM																		
*	WHITE, SKIP, 6", 3-9 LANE DROP	GM																		
*	WHITE, SKIP, 6", 10-30 SKIP	GM																		
*	WHITE, SKIP, 12", 3-9 LANE DROP	GM																		
*	YELLOW, SOLID, 6"	GM																		
*	WHITE, SOLID, 6" FOR CONCRETE BRIDGES	GM																		
*	WHITE, SKIP/DOTTED, 6" FOR CONCRETE SURFACES	GM																		
*	YELLOW, SOLID, 6" FOR CONCRETE BRIDGES	GM																		
*	BLACK, SKIP/DOTTED, 6" FOR CONCRETE SURFACES	GM																		
711-11-102	THERMOPLASTIC, STANDARD, WHITE, SOLID, 8" FOR INTERCHANGE AND URBAN ISLAND	GM																		
711-11-103	THERMOPLASTIC, STANDARD, WHITE, SOLID, 12" FOR INTERCHANGE MARKINGS	GM																		
711-11-123	THERMOPLASTIC, STANDARD, WHITE, SOLID, 12" FOR CROSSWALK AND ROUNDABOUT	LF																		
711-11-124	THERMOPLASTIC, STANDARD, WHITE, SOLID, 18" FOR DIAGONALS AND CHEVRONS	LF																		
711-11-125	THERMOPLASTIC, STANDARD, WHITE, SOLID, 24" FOR STOP LINE AND CROSSWALK	LF																		
711-11-141	THERMOPLASTIC, STANDARD, WHITE, 6-10 GAP EXTENSION, 6"	GM																		
0	THERMOPLASTIC, STANDARD, WHITE, 2-4 DOTTED GUIDELINE, 6"																			
711-11-170	THERMOPLASTIC, STANDARD, WHITE, ARROW	EA																		
711-11-180	THERMOPLASTIC, STANDARD, WHITE, YIELD LINE	LF																		
711-11-224	THERMOPLASTIC, STANDARD, YELLOW, SOLID, 18" FOR DIAGONAL OR CHEVRON	LF																		
711-14-125	THERMOPLASTIC, PREFORMED, WHITE, SOLID, 24" FOR CROSSWALK	LF																		
711-14-141	THERMOPLASTIC, PREFORMED, WHITE, 2-4 DOTTED GUIDELINE ON CONCRETE SURFACES	GM																		
711-14-160	THERMOPLASTIC, PREFORMED, WHITE, MESSAGE OR SYMBOL	EA																		
711-14-170	THERMOPLASTIC, PREFORMED, WHITE, ARROW	EA																		
711-14-570	THERMOPLASTIC, PREFORMED, WHITE WITH BLACK CONTRAST, ARROW ON CONCRETE SURFACE	EA																		
711-15-101	THERMOPLASTIC, STANDARD-OPEN GRADED ASPHALT SURFACES WHITE, SOLID, 6"	GM																		
711-15-102	THERMOPLASTIC, STANDARD-OPEN GRADED ASPHALT SURFACES, WHITE, SOLID, 8"	GM																		

* These quantities are paid for under Painted Pavement Markings (Final Surface), Lump Sum - Item No. 710-90. The quantities shown are for one application; see Specification 710 for number of applications required.

<table border="1"> <thead> <tr> <th colspan="4">REVISIONS</th> </tr> <tr> <th>DATE</th> <th>DESCRIPTION</th> <th>DATE</th> <th>DESCRIPTION</th> </tr> </thead> <tbody> <tr> <td> </td> <td> </td> <td> </td> <td> </td> </tr> </tbody> </table>				REVISIONS				DATE	DESCRIPTION	DATE	DESCRIPTION					SUSANNE S. HERTZ, P.E. PE No. 49486 Traffic Engineering Data Solutions, Inc. 80 Spring Vista Drive Phone: 386.753.0558 DeBary, FL 32713 Fax: 386.753.0778 CERTIFICATION OF AUTHORIZATION # 27392			STATE OF FLORIDA DEPARTMENT OF TRANSPORTATION <table border="1"> <tr> <th>ROAD NO.</th> <th>COUNTY</th> <th>FINANCIAL PROJECT ID</th> </tr> <tr> <td>SR 400</td> <td>ORANGE</td> <td>441113-1-52-01</td> </tr> </table>			ROAD NO.	COUNTY	FINANCIAL PROJECT ID	SR 400	ORANGE	441113-1-52-01	SHEET NO. S-5			
REVISIONS																															
DATE	DESCRIPTION	DATE	DESCRIPTION																												
ROAD NO.	COUNTY	FINANCIAL PROJECT ID																													
SR 400	ORANGE	441113-1-52-01																													

TABULATION OF QUANTITIES

PRELIMINARY: NOT FOR CONSTRUCTION

TABULATION OF QUANTITIES

PAY ITEM NO.	DESCRIPTION	UNIT	SHEET NUMBERS												TOTAL THIS SHEET		GRAND TOTAL			
			S-22		S-23		S-24		S-25		S-26		S-27		S-28		PLAN	FINAL	PLAN	FINAL
			PLAN	FINAL	PLAN	FINAL	PLAN	FINAL	PLAN	FINAL	PLAN	FINAL	PLAN	FINAL						
711-15-131	THERMOPLASTIC, STANDARD-OPEN GRADED ASPHALT SURFACES, WHITE, SKIP, 6", 3-9 LANE DROP	GM																		
	THERMOPLASTIC, STANDARD-OPEN GRADED ASPHALT SURFACES, WHITE, SKIP, 6", 10-30 SKIP																			
711-15-133	THERMOPLASTIC, STANDARD-OPEN GRADED ASPHALT SURFACES, WHITE, SKIP, 12", 3-9 LANE DROP	GM																		
711-15-201	THERMOPLASTIC, STANDARD-OPEN GRADED ASPHALT SURFACES, YELLOW, SOLID, 6"	GM																		
713-103-101	PERMANENT TAPE, WHITE, SOLID, 6" FOR CONCRETE BRIDGES	GM																		
713-103-131	PERMANENT TAPE, WHITE, SKIP/DOTTED, 6" FOR CONCRETE SURFACES	GM																		
713-103-201	PERMANENT TAPE, YELLOW, SOLID, 6" FOR CONCRETE BRIDGES	GM																		
713-103-331	PERMANENT TAPE, BLACK, SKIP/DOTTED, 6" FOR CONCRETE SURFACES	GM																		
711-17	THERMOPLASTIC, REMOVE EXISTING THERMOPLASTIC PAVEMENT MARKINGS: NON-CONFLICTING ONLY	SF																		

REVISIONS				SUSANNE S. HERTZ, P.E. PE No. 49486 Traffic Engineering Data Solutions, Inc. 80 Spring Vista Drive Phone: 386.753.0558 DeBary, FL 32713 Fax: 386.753.0778 CERTIFICATION OF AUTHORIZATION # 27392	STATE OF FLORIDA DEPARTMENT OF TRANSPORTATION			TABULATION OF QUANTITIES	SHEET NO.
DATE	DESCRIPTION	DATE	DESCRIPTION		ROAD NO.	COUNTY	FINANCIAL PROJECT ID		
					SR 400	ORANGE	441113-1-52-01		S-5A

PRELIMINARY: NOT FOR CONSTRUCTION

TABULATION OF QUANTITIES

PAY ITEM NO.	DESCRIPTION	UNIT	SHEET NUMBERS														TOTAL THIS SHEET		GRAND TOTAL	
			S-29		S-30												PLAN	FINAL	PLAN	FINAL
			PLAN	FINAL	PLAN	FINAL	PLAN	FINAL	PLAN	FINAL	PLAN	FINAL	PLAN	FINAL						
700-1-11	SINGLE POST SIGN, F&I GROUND MOUNT, UP TO 12 SF	AS																		
700-1-12	SINGLE POST SIGN, F&I GROUND MOUNT, 12-20 SF	AS																		
700-1-60	SINGLE POST SIGN, REMOVE	AS																		
700-2-14	MULTI- POST SIGN, F&I GROUND MOUNT, 31-50 SF	AS																		
700-2-15	MULTI- POST SIGN, F&I GROUND MOUNT, 51-100 SF	AS																		
700-2-16	MULTI- POST SIGN, F&I GROUND MOUNT, 101-200 SF	AS																		
700-2-60	MULTI- POST SIGN, REMOVE	AS																		
700-3-203	SIGN PANEL, FURNISH & INSTALL OVERHEAD MOUNT, 21-30 SF	EA																		
700-3-205	SIGN PANEL, FURNISH & INSTALL OVERHEAD MOUNT, 51-100 SF	EA																		
700-3-206	SIGN PANEL, FURNISH & INSTALL OVERHEAD MOUNT, 101-200 SF	EA																		
700-3-207	SIGN PANEL, FURNISH & INSTALL OVERHEAD MOUNT, 201-300 SF	EA																		
700-3-208	SIGN PANEL, FURNISH & INSTALL OVERHEAD MOUNT, 301-400 SF	EA																		
700-3-603	SIGN PANEL, REMOVE, 21-30 SF	EA																		
700-3-605	SIGN PANEL, REMOVE, 51-100 SF	EA																		
700-3-626	SIGN PANEL, REMOVE, 101-200 SF WITH LIGHTING	EA																		
700-4-114	OVERHEAD STATIC SIGN STRUCTURE, FURNISH & INSTALL, CANTILEVER, 41-50 FT	EA																		
700-4-126	OVERHEAD STATIC SIGN STRUCTURE, FURNISH & INSTALL, SPAN, 101-150 FT	EA																		
700-4-610	OVERHEAD STATIC SIGN STRUCTURE, REMOVE CANTILEVER	EA																		
700-4-620	OVERHEAD STATIC SIGN STRUCTURE, REMOVE SPAN	EA																		
710-90	PAINTED PAVEMENT MARKINGS, FINAL SURFACE	LS																		
*	W/R RETRO-REFLECTIVE PAVEMENT MARKERS	EA																		
*	Y/R RETRO-REFLECTIVE PAVEMENT MARKERS	EA																		
*	WHITE, SOLID, 8" FOR INTERCHANGE AND URBAN ISLAND	GM																		
*	WHITE, SOLID, 12" FOR INTERCHANGE MARKINGS	GM																		
*	WHITE, SOLID, 12" FOR CROSSWALK AND ROUNDABOUT	LF																		
*	WHITE, SOLID, 18" FOR DIAGONALS AND CHEVRONS	LF																		
*	WHITE, 6-10 GAP EXTENSION, 6"	GM																		
*	WHITE, 2-4 DOTTED GUIDELINE, 6"	GM																		
*	WHITE, ARROW	EA																		
*	WHITE, YIELD LINE	LF																		
*	YELLOW, SOLID, 18" FOR DIAGONAL OR CHEVRON	LF																		
*	WHITE, SOLID, 6"	GM																		
*	WHITE, SOLID, 8"	GM																		
*	WHITE, SKIP, 6", 3-9 LANE DROP	GM																		
*	WHITE, SKIP, 6", 10-30 SKIP	GM																		
*	WHITE, SKIP, 12", 3-9 LANE DROP	GM																		
*	YELLOW, SOLID, 6"	GM																		
*	WHITE, SOLID, 6" FOR CONCRETE BRIDGES	GM																		
*	WHITE, SKIP/DOTTED, 6" FOR CONCRETE SURFACES	GM																		
*	YELLOW, SOLID, 6" FOR CONCRETE BRIDGES	GM																		
*	BLACK, SKIP/DOTTED, 6" FOR CONCRETE SURFACES	GM																		
711-11-102	THERMOPLASTIC, STANDARD, WHITE, SOLID, 8" FOR INTERCHANGE AND URBAN ISLAND	GM																		
711-11-103	THERMOPLASTIC, STANDARD, WHITE, SOLID, 12" FOR INTERCHANGE MARKINGS	GM																		
711-11-123	THERMOPLASTIC, STANDARD, WHITE, SOLID, 12" FOR CROSSWALK AND ROUNDABOUT	LF																		
711-11-124	THERMOPLASTIC, STANDARD, WHITE, SOLID, 18" FOR DIAGONALS AND CHEVRONS	LF																		
711-11-125	THERMOPLASTIC, STANDARD, WHITE, SOLID, 24" FOR STOP LINE AND CROSSWALK	LF																		
711-11-141	THERMOPLASTIC, STANDARD, WHITE, 6-10 GAP EXTENSION, 6"	GM																		
0	THERMOPLASTIC, STANDARD, WHITE, 2-4 DOTTED GUIDELINE, 6"																			
711-11-170	THERMOPLASTIC, STANDARD, WHITE, ARROW	EA																		
711-11-180	THERMOPLASTIC, STANDARD, WHITE, YIELD LINE	LF																		
711-11-224	THERMOPLASTIC, STANDARD, YELLOW, SOLID, 18" FOR DIAGONAL OR CHEVRON	LF																		
711-14-125	THERMOPLASTIC, PREFORMED, WHITE, SOLID, 24" FOR CROSSWALK	LF																		
711-14-141	THERMOPLASTIC, PREFORMED, WHITE, 2-4 DOTTED GUIDELINE ON CONCRETE SURFACES	GM																		
711-14-160	THERMOPLASTIC, PREFORMED, WHITE, MESSAGE OR SYMBOL	EA																		
711-14-170	THERMOPLASTIC, PREFORMED, WHITE, ARROW	EA																		
711-14-570	THERMOPLASTIC, PREFORMED, WHITE WITH BLACK CONTRAST, ARROW ON CONCRETE SURFACE	EA																		
711-15-101	THERMOPLASTIC, STANDARD-OPEN GRADED ASPHALT SURFACES WHITE, SOLID, 6"	GM																		
711-15-102	THERMOPLASTIC, STANDARD-OPEN GRADED ASPHALT SURFACES, WHITE, SOLID, 8"	GM																		

* These quantities are paid for under Painted Pavement Markings (Final Surface), Lump Sum - Item No. 710-90. The quantities shown are for one application; see Specification 710 for number of applications required.

REVISIONS				SUSANNE S. HERTZ, P.E. PE No. 49486 Traffic Engineering Data Solutions, Inc. 80 Spring Vista Drive Phone: 386.753.0558 DeBary, FL 32713 Fax: 386.753.0778 CERTIFICATION OF AUTHORIZATION # 27392	STATE OF FLORIDA DEPARTMENT OF TRANSPORTATION			TABULATION OF QUANTITIES	SHEET NO.
DATE	DESCRIPTION	DATE	DESCRIPTION		ROAD NO.	COUNTY	FINANCIAL PROJECT ID		S-6
					SR 400	ORANGE	441113-1-52-01		

PRELIMINARY: NOT FOR CONSTRUCTION

TABULATION OF QUANTITIES

PAY ITEM NO.	DESCRIPTION	UNIT	SHEET NUMBERS												TOTAL THIS SHEET		GRAND TOTAL		
			S-29		S-30										PLAN	FINAL	PLAN	FINAL	
			PLAN	FINAL	PLAN	FINAL	PLAN	FINAL	PLAN	FINAL	PLAN	FINAL	PLAN	FINAL					
711-15-131	THERMOPLASTIC, STANDARD-OPEN GRADED ASPHALT SURFACES, WHITE, SKIP, 6", 3-9 LANE DROP	GM																	
	THERMOPLASTIC, STANDARD-OPEN GRADED ASPHALT SURFACES, WHITE, SKIP, 6", 10-30 SKIP																		
711-15-133	THERMOPLASTIC, STANDARD-OPEN GRADED ASPHALT SURFACES, WHITE, SKIP, 12", 3-9 LANE DROP	GM																	
711-15-201	THERMOPLASTIC, STANDARD-OPEN GRADED ASPHALT SURFACES, YELLOW, SOLID, 6"	GM																	
713-103-101	PERMANENT TAPE, WHITE, SOLID, 6" FOR CONCRETE BRIDGES	GM																	
713-103-131	PERMANENT TAPE, WHITE, SKIP/DOTTED, 6" FOR CONCRETE SURFACES	GM																	
713-103-201	PERMANENT TAPE, YELLOW, SOLID, 6" FOR CONCRETE BRIDGES	GM																	
713-103-331	PERMANENT TAPE, BLACK, SKIP/DOTTED, 6" FOR CONCRETE SURFACES	GM																	
711-17	THERMOPLASTIC, REMOVE EXISTING THERMOPLASTIC PAVEMENT MARKINGS: NON-CONFLICTING ONLY	SF																	

REVISIONS				SUSANNE S. HERTZ, P.E. PE No. 49486 Traffic Engineering Data Solutions, Inc. 80 Spring Vista Drive Phone: 386.753.0558 DeBary, FL 32713 Fax: 386.753.0778 CERTIFICATION OF AUTHORIZATION # 27392	STATE OF FLORIDA DEPARTMENT OF TRANSPORTATION			TABULATION OF QUANTITIES	SHEET NO.
DATE	DESCRIPTION	DATE	DESCRIPTION		ROAD NO.	COUNTY	FINANCIAL PROJECT ID		S-6A
					SR 400	ORANGE	441113-1-52-01		

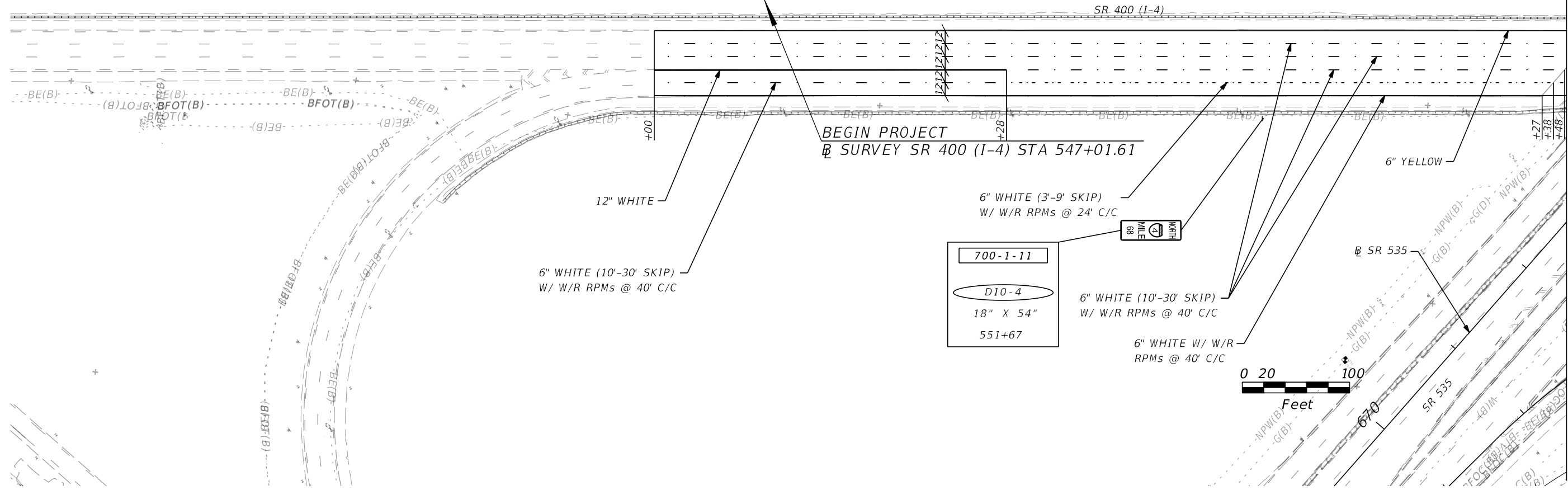
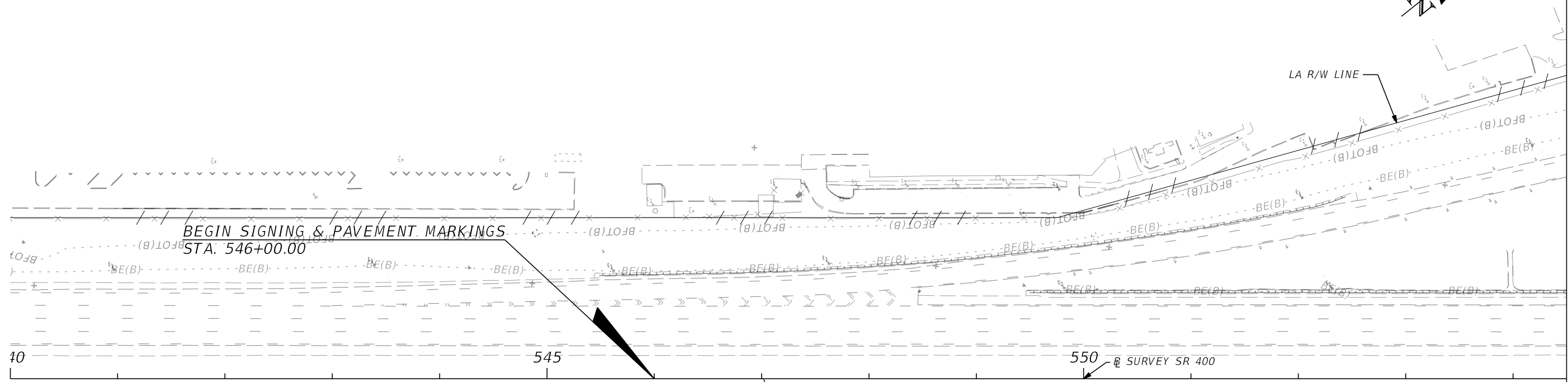

PRELIMINARY: NOT FOR CONSTRUCTION

SIGN STRUCTURE

- 1. Structures contacts:
 District Five Structures Maintenance Office 386-740-3463

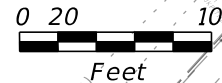
REVISIONS				SUSANNE S. HERTZ, P.E. PE No. 49486 Traffic Engineering Data Solutions, Inc. 80 Spring Vista Drive Phone: 386.753.0558 DeBary, FL 32713 Fax: 386.753.0778 CERTIFICATION OF AUTHORIZATION # 27392	STATE OF FLORIDA DEPARTMENT OF TRANSPORTATION			GENERAL NOTES	SHEET NO.
DATE	DESCRIPTION	DATE	DESCRIPTION		ROAD NO.	COUNTY	FINANCIAL PROJECT ID		S-7
					SR 400	ORANGE	441113-1-52-01		

PRELIMINARY: NOT FOR CONSTRUCTION



MATCHLINE STA. 554+50.00

700-1-11
 D10-4
 18" X 54"
 551+67



REVISIONS			
DATE	DESCRIPTION	DATE	DESCRIPTION

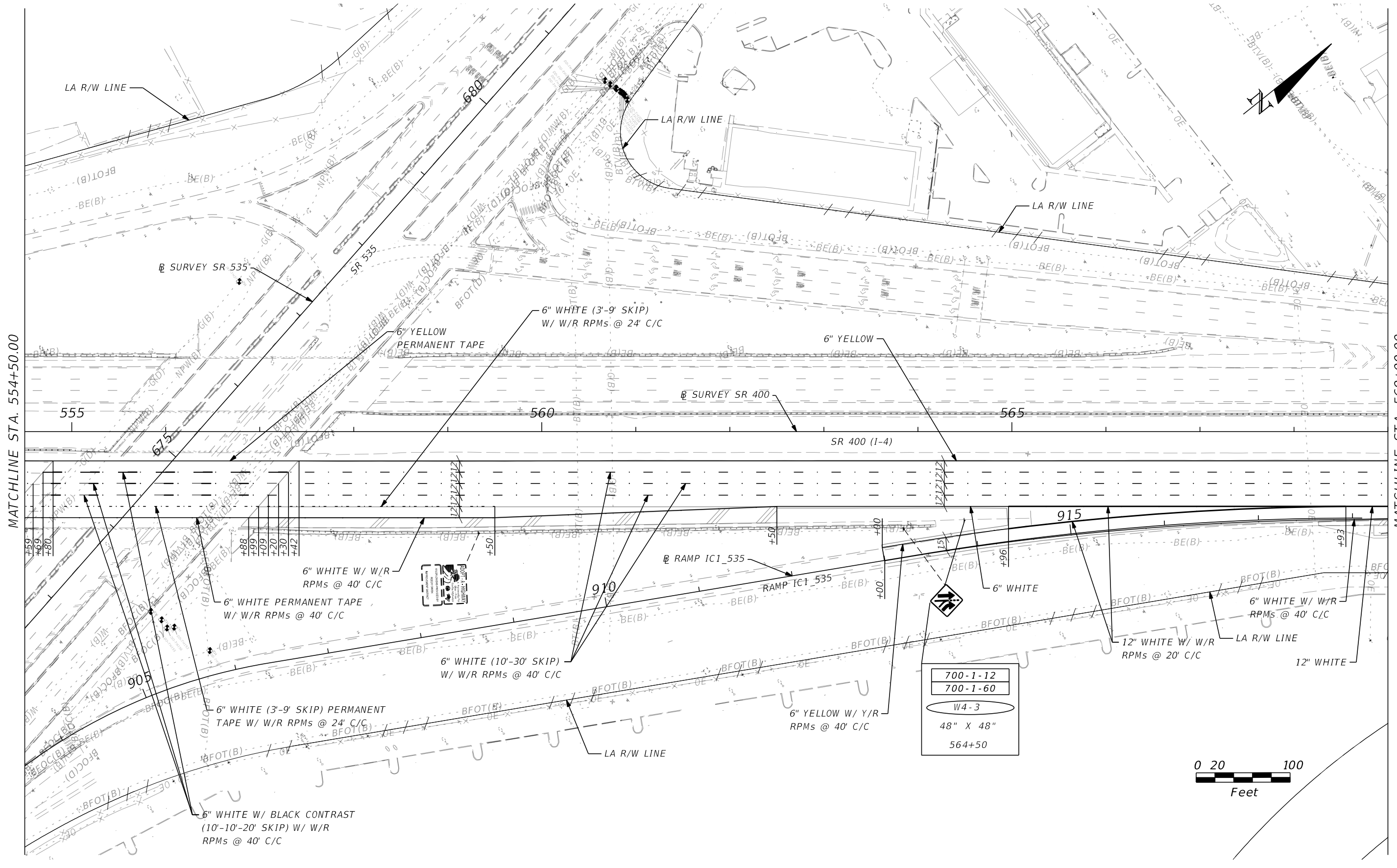
SUSANNE S. HERTZ, P.E. PE No. 49486
 Traffic Engineering Data Solutions, Inc.
 80 Spring Vista Drive Phone: 386.753.0558
 DeBary, FL 32713 Fax: 386.753.0778
 CERTIFICATION OF AUTHORIZATION # 27392

STATE OF FLORIDA DEPARTMENT OF TRANSPORTATION		
ROAD NO.	COUNTY	FINANCIAL PROJECT ID
SR 400	ORANGE	441113-1-52-01

PLAN SHEET

SHEET NO.
S-8

PRELIMINARY: NOT FOR CONSTRUCTION



MATCHLINE STA. 554+50.00

MATCHLINE STA. 569+00.00

REVISIONS			
DATE	DESCRIPTION	DATE	DESCRIPTION

SUSANNE S. HERTZ, P.E. PE No. 49486
 Traffic Engineering Data Solutions, Inc.
 80 Spring Vista Drive Phone: 386.753.0558
 DeBary, FL 32713 Fax: 386.753.0778
 CERTIFICATION OF AUTHORIZATION # 27392

STATE OF FLORIDA DEPARTMENT OF TRANSPORTATION		
ROAD NO.	COUNTY	FINANCIAL PROJECT ID
SR 400	ORANGE	441113-1-52-01

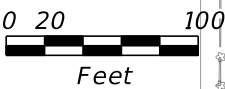
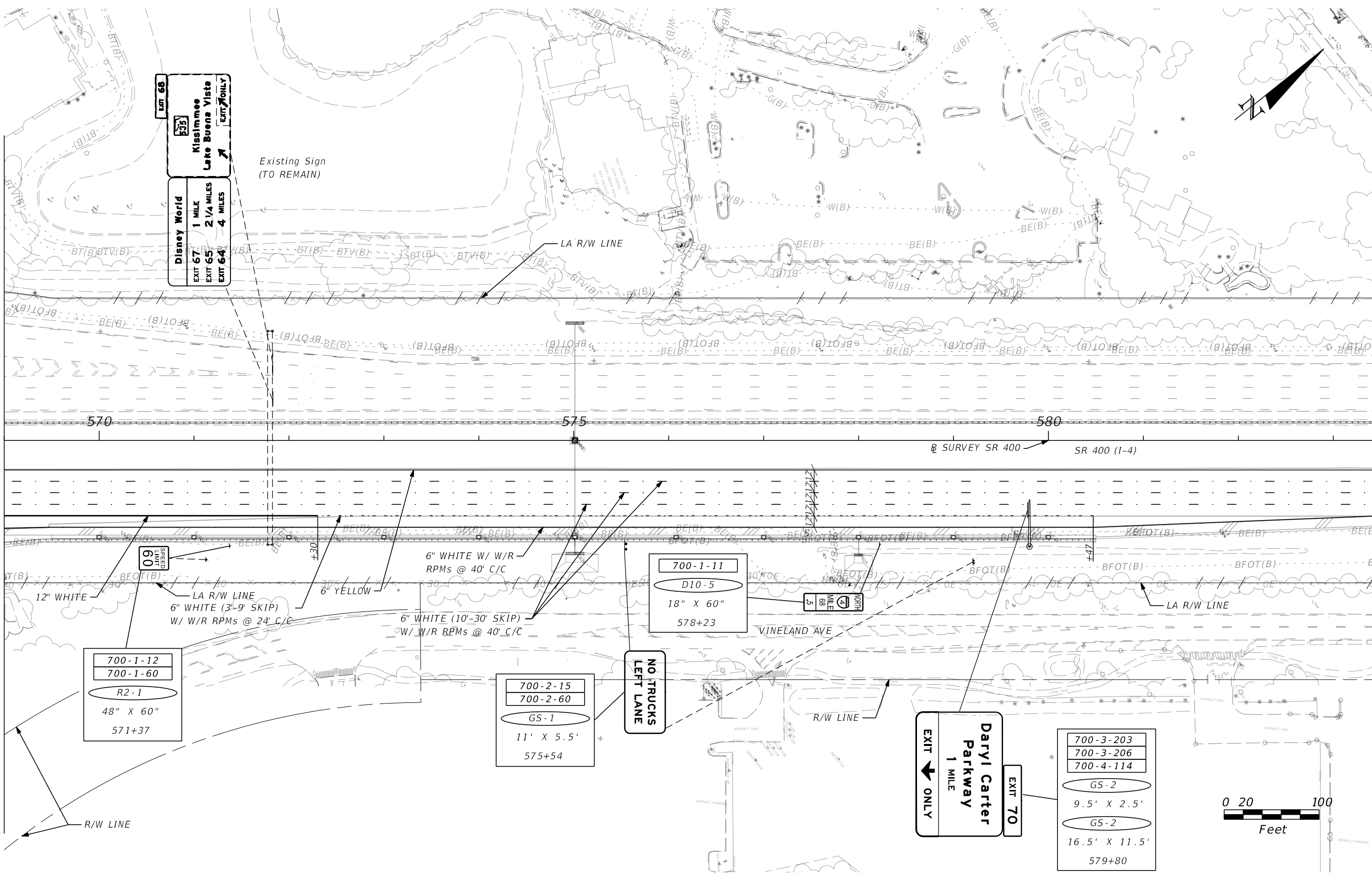
PLAN SHEET

SHEET NO.
S-9

PRELIMINARY: NOT FOR CONSTRUCTION

MATCHLINE STA. 569+00.00

MATCHLINE STA. 583+50.00



REVISIONS			
DATE	DESCRIPTION	DATE	DESCRIPTION

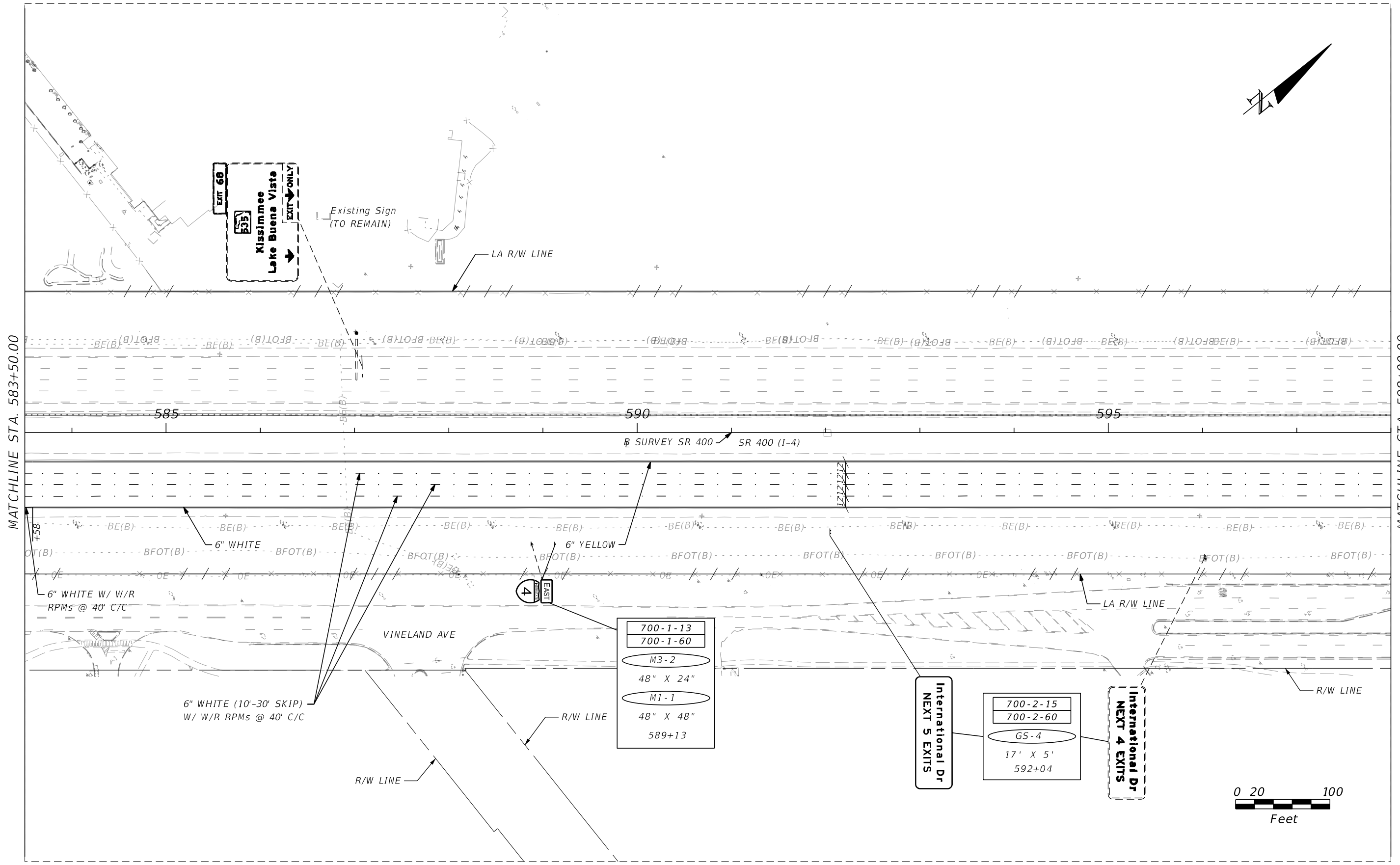

SUSANNE S. HERTZ, P.E. PE No. 49486
 Traffic Engineering Data Solutions, Inc.
 80 Spring Vista Drive Phone: 386.753.0558
 DeBary, FL 32713 Fax: 386.753.0778
 CERTIFICATION OF AUTHORIZATION # 27392

STATE OF FLORIDA DEPARTMENT OF TRANSPORTATION		
ROAD NO.	COUNTY	FINANCIAL PROJECT ID
SR 400	ORANGE	441113-1-52-01

PLAN SHEET

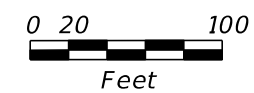
SHEET NO.
S-10

PRELIMINARY: NOT FOR CONSTRUCTION



MATCHLINE STA. 583+50.00

MATCHLINE STA. 598+00.00



REVISIONS			
DATE	DESCRIPTION	DATE	DESCRIPTION


SUSANNE S. HERTZ, P.E. PE No. 49486
 Traffic Engineering Data Solutions, Inc.
 80 Spring Vista Drive Phone: 386.753.0558
 DeBary, FL 32713 Fax: 386.753.0778
 CERTIFICATION OF AUTHORIZATION # 27392

STATE OF FLORIDA DEPARTMENT OF TRANSPORTATION		
ROAD NO.	COUNTY	FINANCIAL PROJECT ID
SR 400	ORANGE	441113-1-52-01

PLAN SHEET

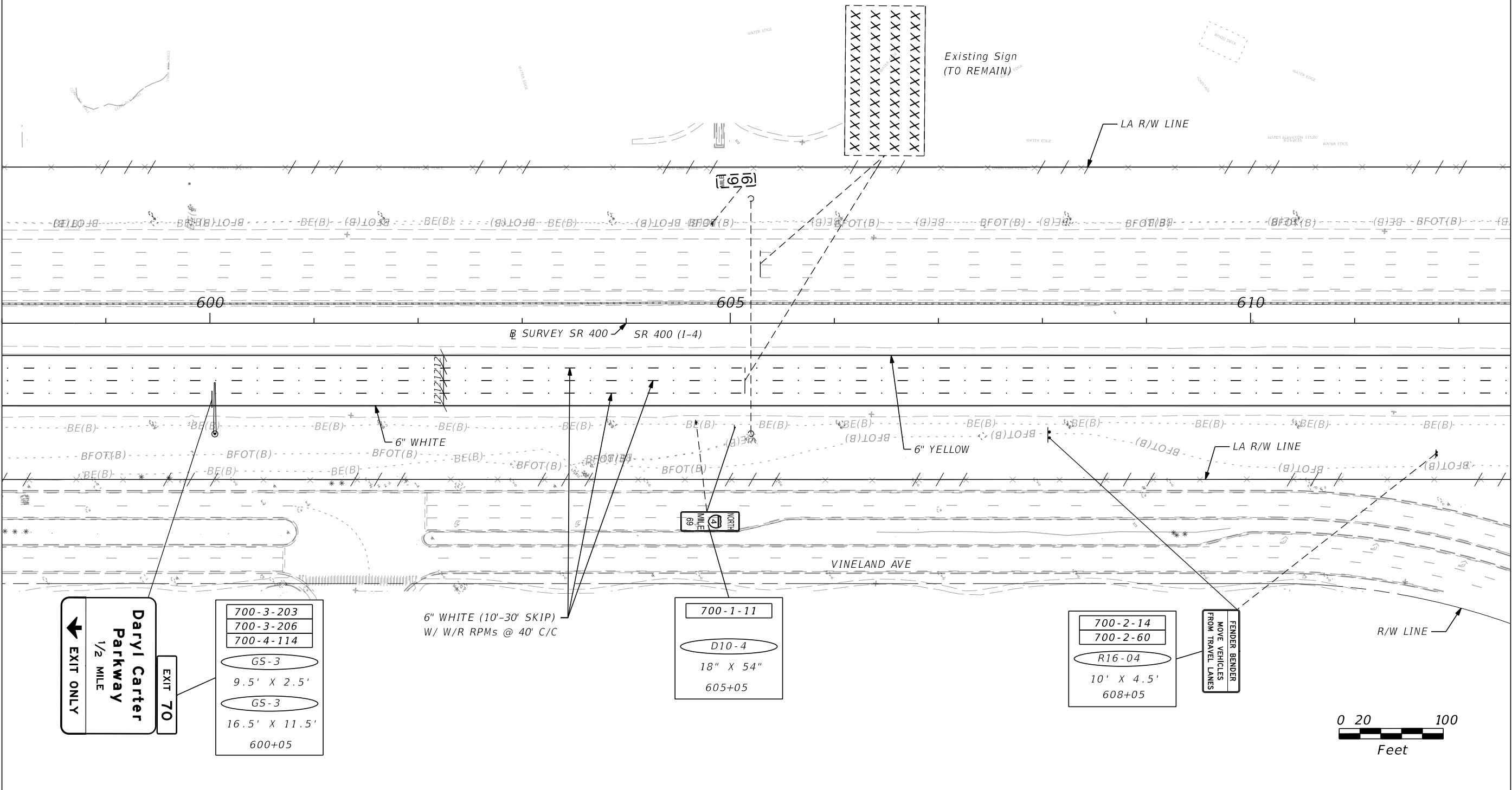
SHEET NO.
S-11

PRELIMINARY: NOT FOR CONSTRUCTION



MATCHLINE STA. 598+00.00

MATCHLINE STA. 612+50.00



EXIT ONLY
Daryl Carter Parkway
 1/2 MILE

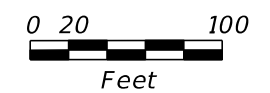
700-3-203
 700-3-206
 700-4-114
 GS-3
 9.5' X 2.5'
 GS-3
 16.5' X 11.5'
 600+05

6" WHITE (10'-30' SKIP)
 W/ W/R RPMs @ 40' C/C

700-1-11
 D10-4
 18" X 54"
 605+05

700-2-14
 700-2-60
 R16-04
 10' X 4.5'
 608+05

FENDER BENDER
 MOVE VEHICLES
 FROM TRAVEL LANES



REVISIONS			
DATE	DESCRIPTION	DATE	DESCRIPTION

SUSANNE S. HERTZ, P.E. PE No. 49486
 Traffic Engineering Data Solutions, Inc.
 80 Spring Vista Drive Phone: 386.753.0558
 DeBary, FL 32713 Fax: 386.753.0778
 CERTIFICATION OF AUTHORIZATION # 27392

STATE OF FLORIDA DEPARTMENT OF TRANSPORTATION		
ROAD NO.	COUNTY	FINANCIAL PROJECT ID
SR 400	ORANGE	441113-1-52-01

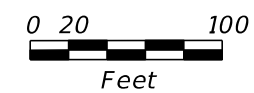

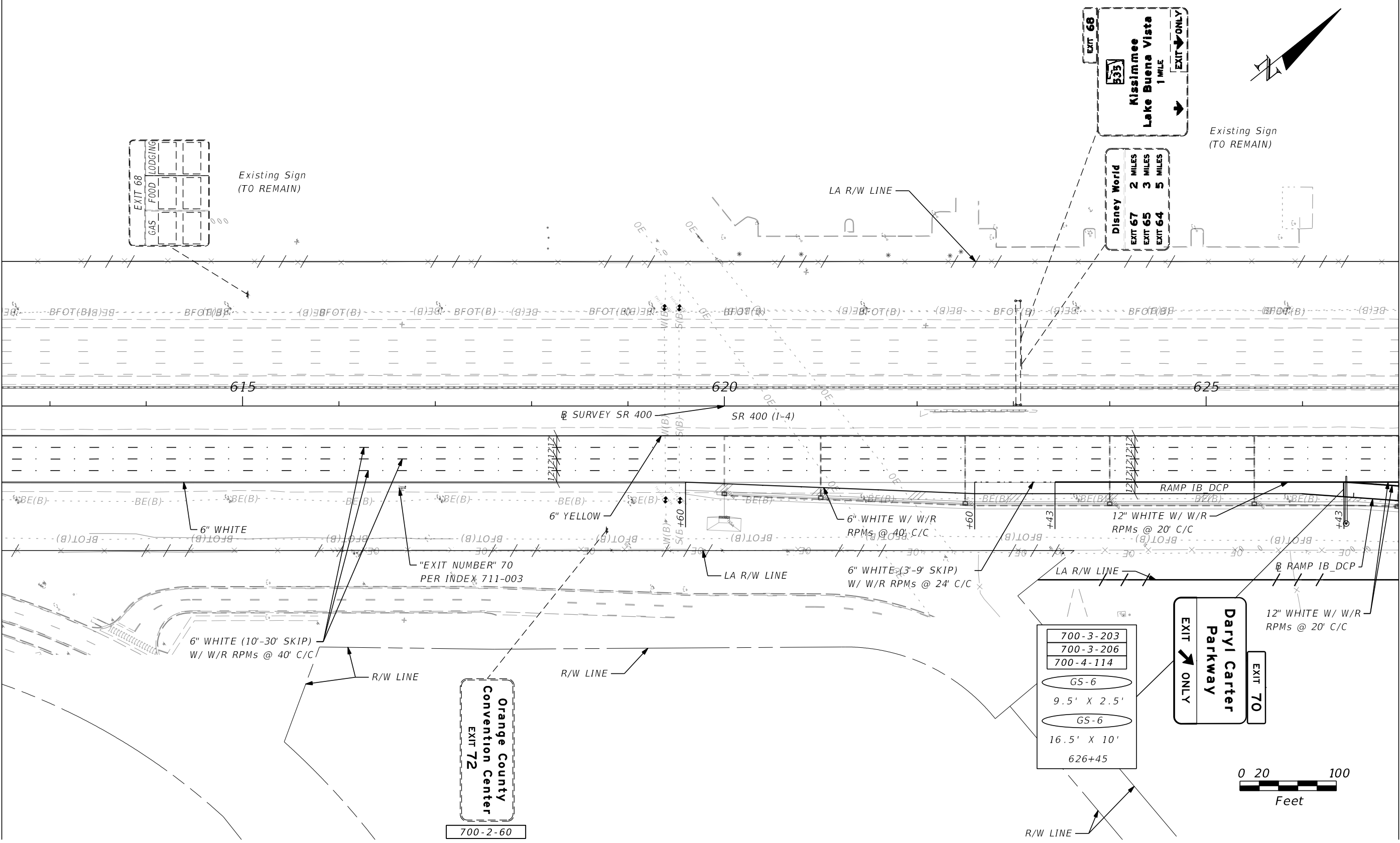
PLAN SHEET

SHEET NO.
S-12

PRELIMINARY: NOT FOR CONSTRUCTION

MATCHLINE STA. 612+50.00

MATCHLINE STA. 627+00.00



REVISIONS			
DATE	DESCRIPTION	DATE	DESCRIPTION

SUSANNE S. HERTZ, P.E. PE No. 49486
 Traffic Engineering Data Solutions, Inc.
 80 Spring Vista Drive Phone: 386.753.0558
 DeBary, FL 32713 Fax: 386.753.0778
 CERTIFICATION OF AUTHORIZATION # 27392

STATE OF FLORIDA DEPARTMENT OF TRANSPORTATION		
ROAD NO.	COUNTY	FINANCIAL PROJECT ID
SR 400	ORANGE	441113-1-52-01

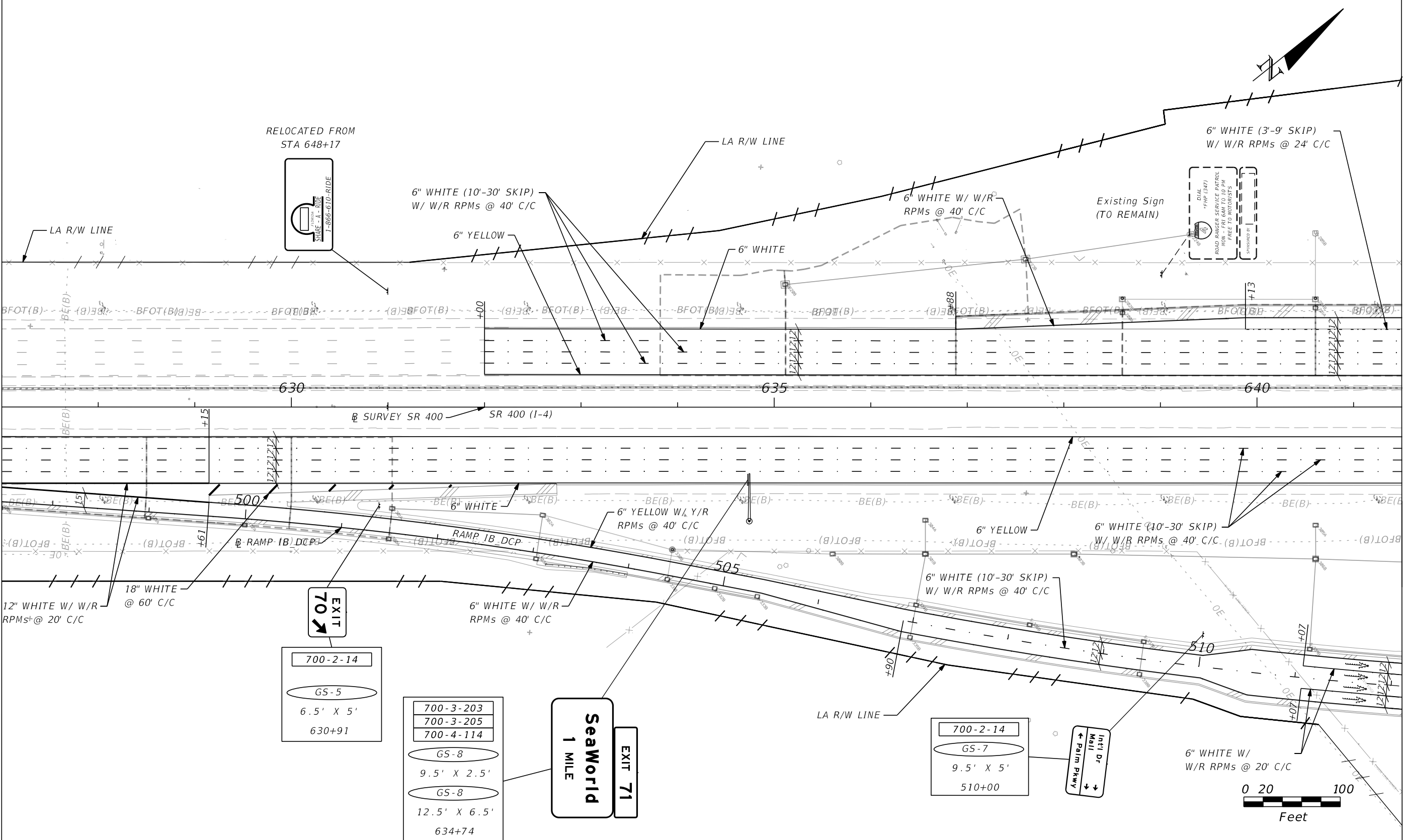
PLAN SHEET

SHEET NO.
S-13

PRELIMINARY: NOT FOR CONSTRUCTION

MATCHLINE STA. 627+00.00

MATCHLINE STA. 641+50.00



REVISIONS			
DATE	DESCRIPTION	DATE	DESCRIPTION

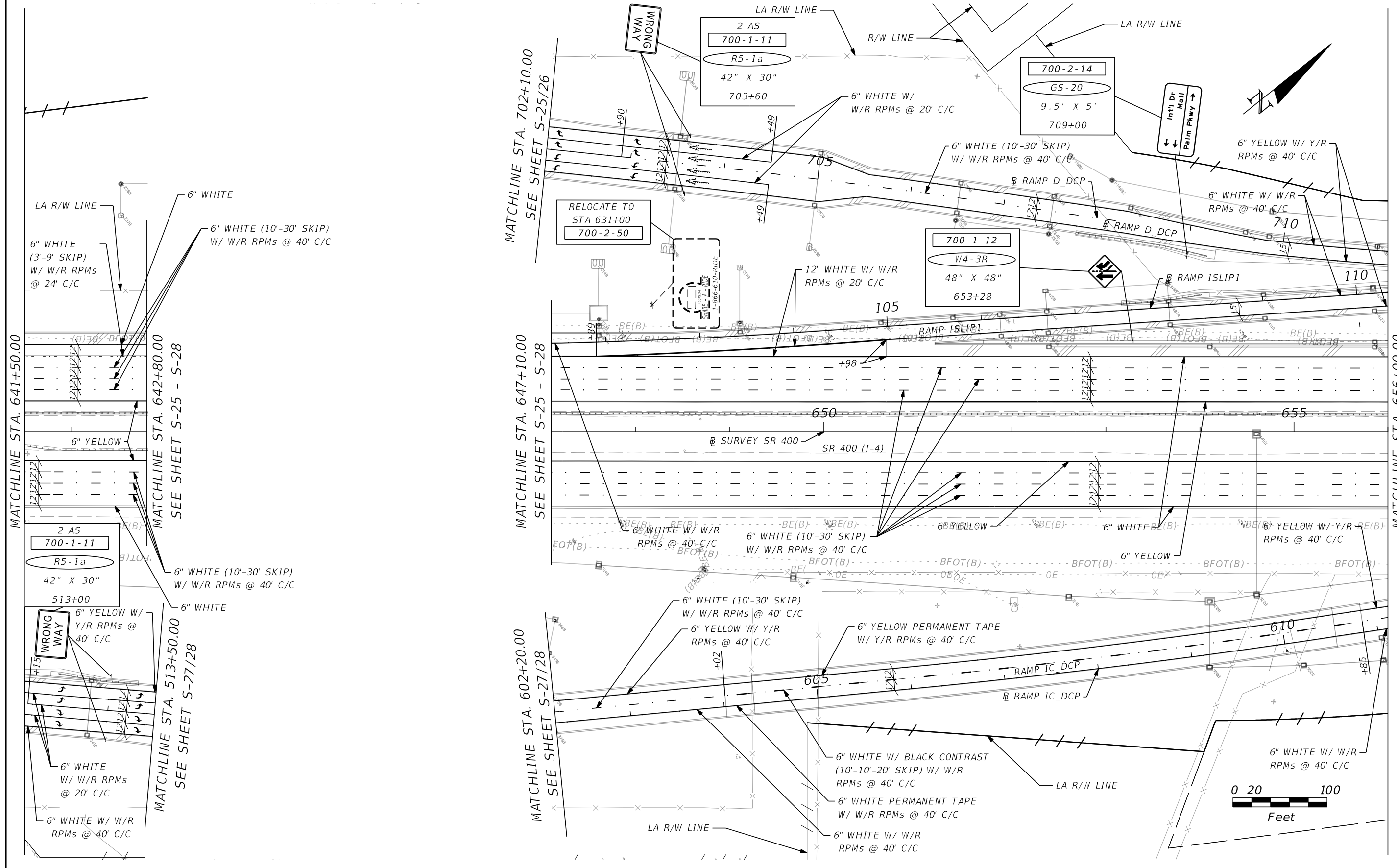
SUSANNE S. HERTZ, P.E. PE No. 49486
 Traffic Engineering Data Solutions, Inc.
 80 Spring Vista Drive Phone: 386.753.0558
 DeBary, FL 32713 Fax: 386.753.0778
 CERTIFICATION OF AUTHORIZATION # 27392

STATE OF FLORIDA DEPARTMENT OF TRANSPORTATION		
ROAD NO.	COUNTY	FINANCIAL PROJECT ID
SR 400	ORANGE	441113-1-52-01

PLAN SHEET

SHEET NO.
S-14

PRELIMINARY: NOT FOR CONSTRUCTION



REVISIONS			
DATE	DESCRIPTION	DATE	DESCRIPTION

SUSANNE S. HERTZ, P.E. PE No. 49486
 Traffic Engineering Data Solutions, Inc.
 80 Spring Vista Drive Phone: 386.753.0558
 DeBary, FL 32713 Fax: 386.753.0778
 CERTIFICATION OF AUTHORIZATION # 27392

STATE OF FLORIDA DEPARTMENT OF TRANSPORTATION		
ROAD NO.	COUNTY	FINANCIAL PROJECT ID
SR 400	ORANGE	441113-1-52-01

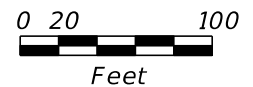
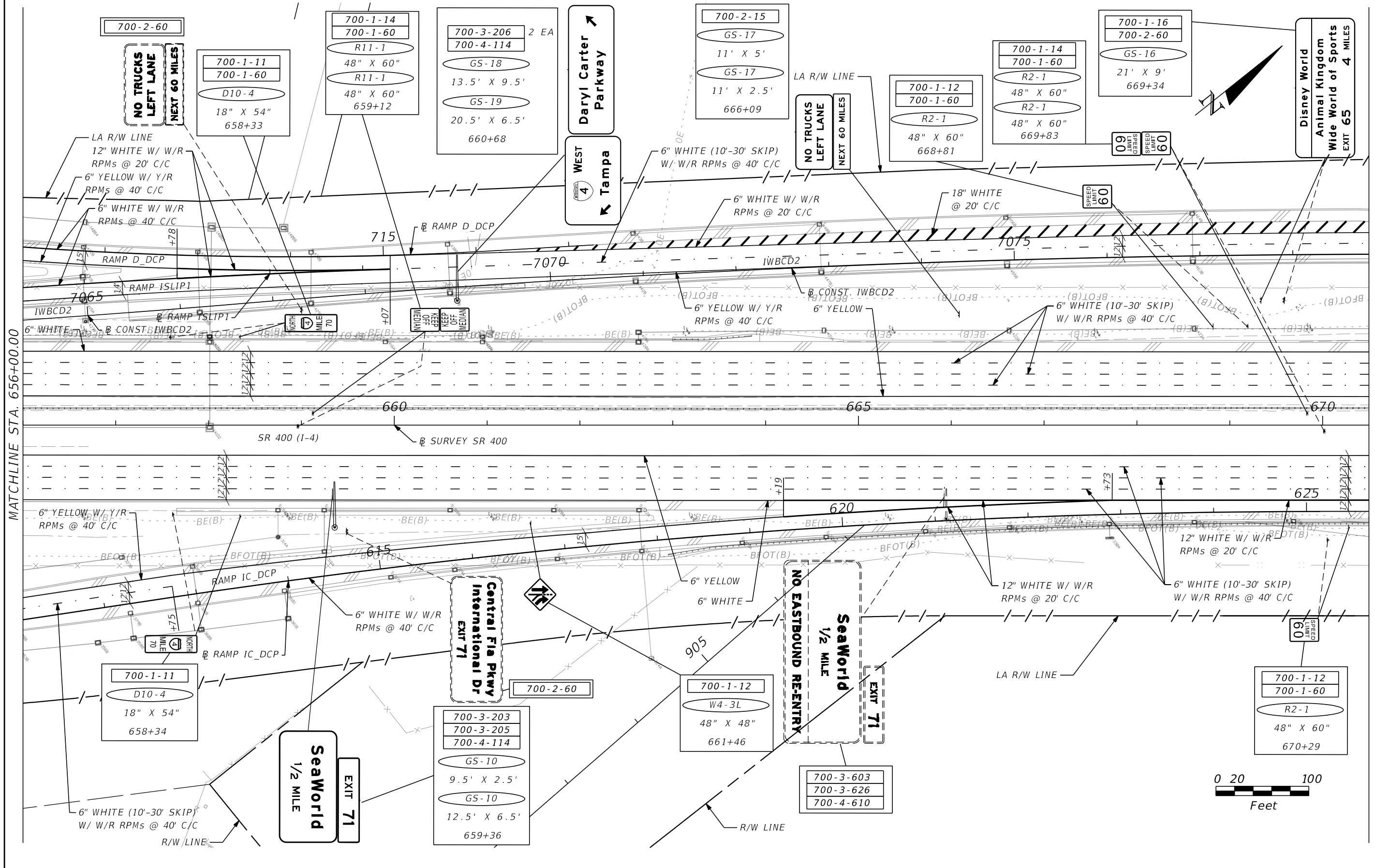
PLAN SHEET

SHEET NO.
S-15

PRELIMINARY: NOT FOR CONSTRUCTION

MATCHLINE STA. 656+00.00

MATCHLINE STA. 670+50.00



REVISIONS			
DATE	DESCRIPTION	DATE	DESCRIPTION

SUSANNE S. HERTZ, P.E. PE No. 49486
 Traffic Engineering Data Solutions, Inc.
 80 Spring Vista Drive Phone: 386.753.0558
 DeBary, FL 32713 Fax: 386.753.0778
 CERTIFICATION OF AUTHORIZATION # 27392

STATE OF FLORIDA DEPARTMENT OF TRANSPORTATION		
ROAD NO.	COUNTY	FINANCIAL PROJECT ID
SR 400	ORANGE	441113-1-52-01

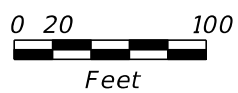
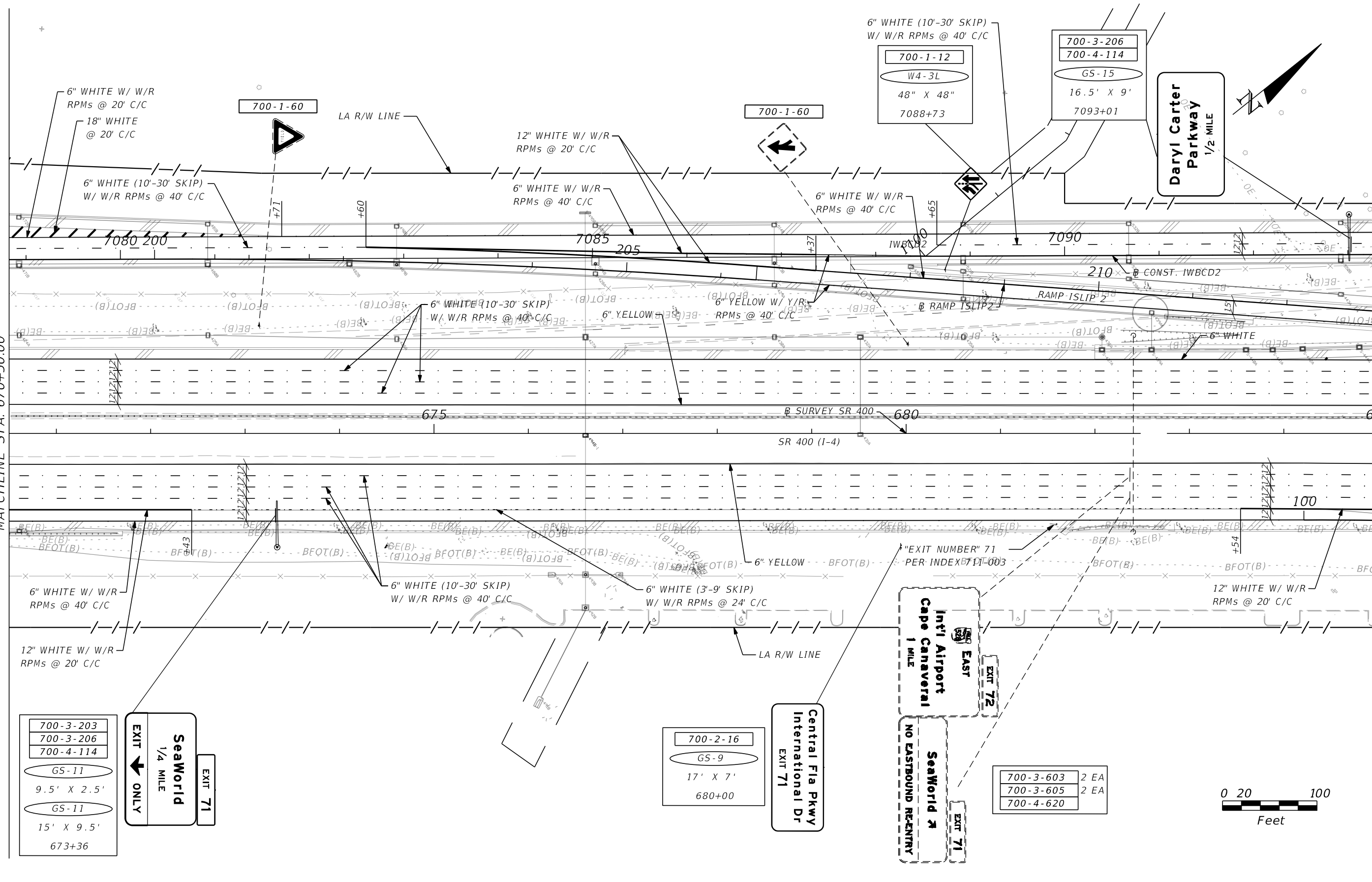
PLAN SHEET

SHEET NO. 5-16

PRELIMINARY: NOT FOR CONSTRUCTION

MATCHLINE STA. 670+50.00

MATCHLINE STA. 685+00.00



REVISIONS			
DATE	DESCRIPTION	DATE	DESCRIPTION

SUSANNE S. HERTZ, P.E. PE No. 49486
 Traffic Engineering Data Solutions, Inc.
 80 Spring Vista Drive Phone: 386.753.0558
 DeBary, FL 32713 Fax: 386.753.0778
 CERTIFICATION OF AUTHORIZATION # 27392

STATE OF FLORIDA DEPARTMENT OF TRANSPORTATION		
ROAD NO.	COUNTY	FINANCIAL PROJECT ID
SR 400	ORANGE	441113-1-52-01

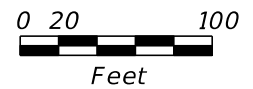
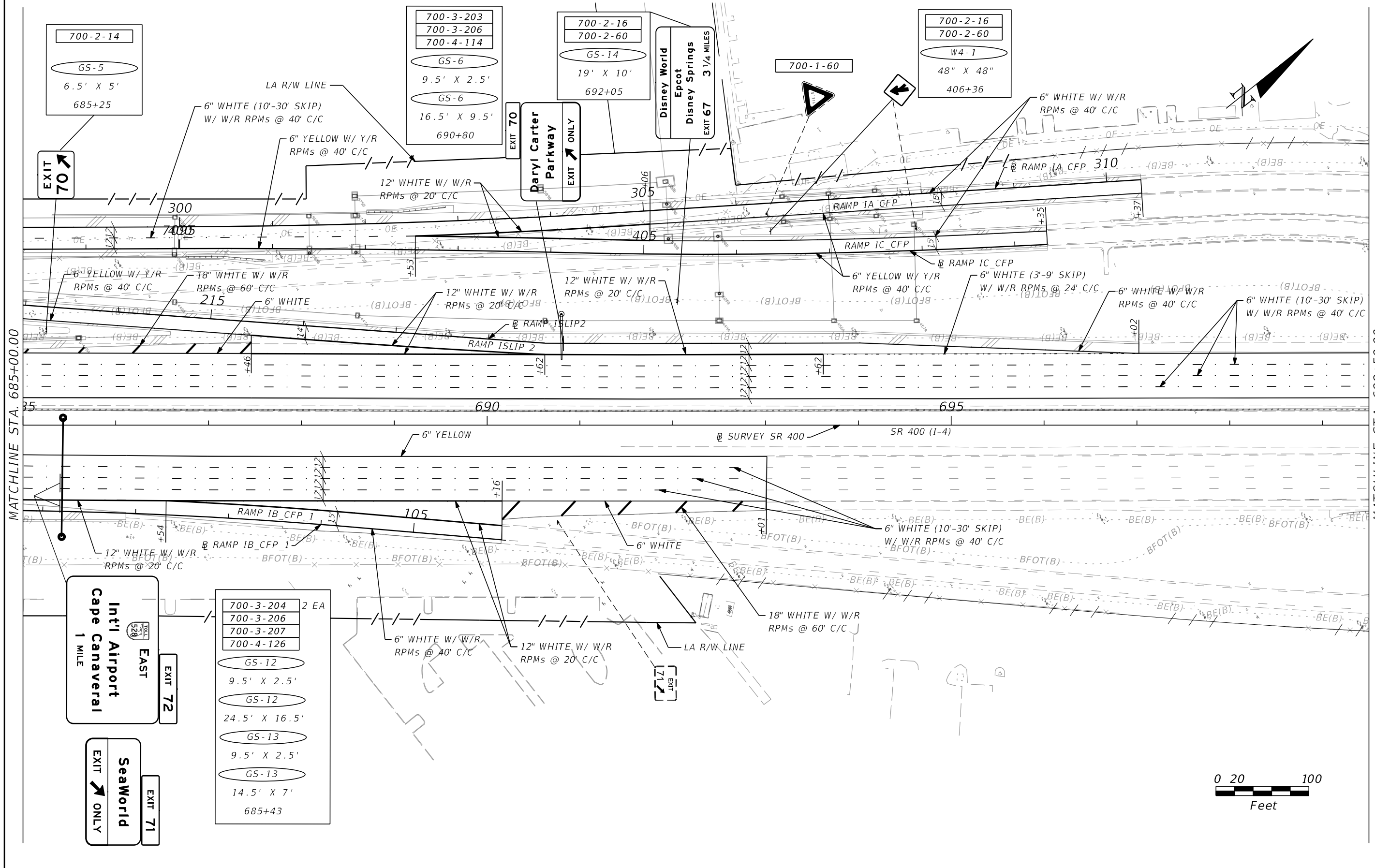
PLAN SHEET

SHEET NO.
S-17

PRELIMINARY: NOT FOR CONSTRUCTION

MATCHLINE STA. 685+00.00

MATCHLINE STA. 699+50.00



REVISIONS			
DATE	DESCRIPTION	DATE	DESCRIPTION

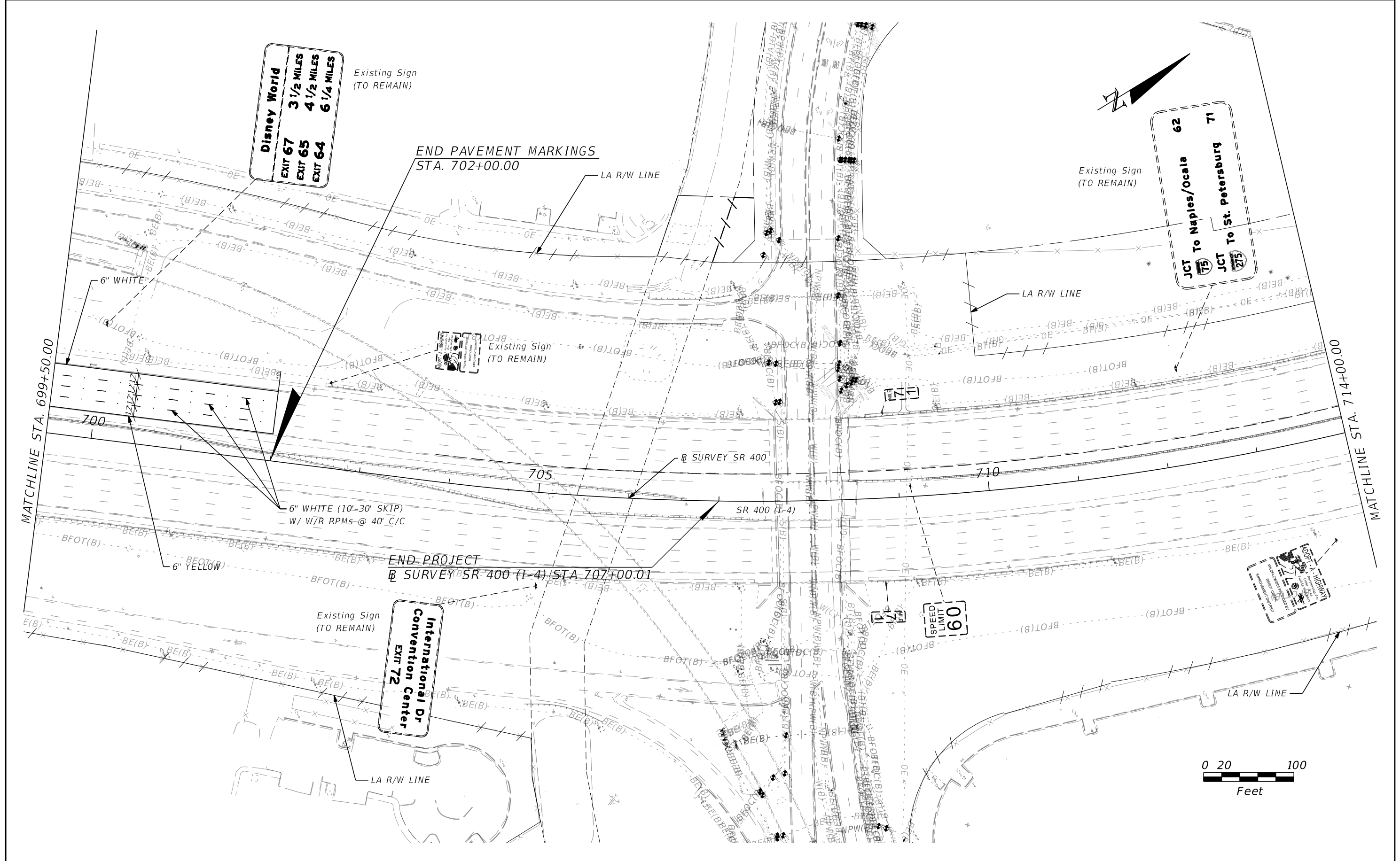
SUSANNE S. HERTZ, P.E. PE No. 49486
 Traffic Engineering Data Solutions, Inc.
 80 Spring Vista Drive Phone: 386.753.0558
 DeBary, FL 32713 Fax: 386.753.0778
 CERTIFICATION OF AUTHORIZATION # 27392

STATE OF FLORIDA DEPARTMENT OF TRANSPORTATION		
ROAD NO.	COUNTY	FINANCIAL PROJECT ID
SR 400	ORANGE	441113-1-52-01

PLAN SHEET

SHEET NO.
5-18

PRELIMINARY: NOT FOR CONSTRUCTION



REVISIONS			
DATE	DESCRIPTION	DATE	DESCRIPTION

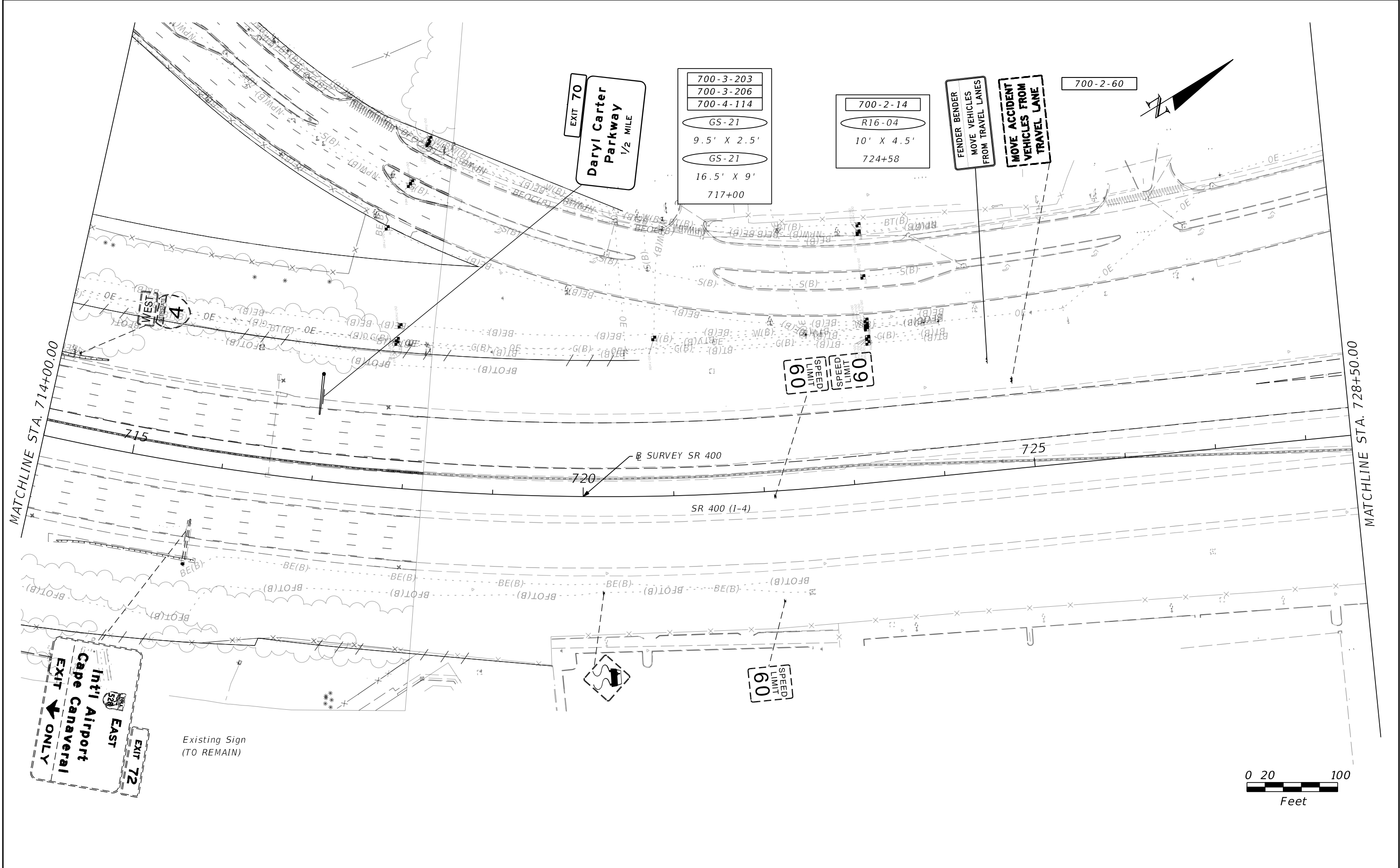
SUSANNE S. HERTZ, P.E. PE No. 49486
 Traffic Engineering Data Solutions, Inc.
 80 Spring Vista Drive Phone: 386.753.0558
 DeBary, FL 32713 Fax: 386.753.0778
 CERTIFICATION OF AUTHORIZATION # 27392

STATE OF FLORIDA DEPARTMENT OF TRANSPORTATION		
ROAD NO.	COUNTY	FINANCIAL PROJECT ID
SR 400	ORANGE	441113-1-52-01

PLAN SHEET

SHEET NO.
5-19

PRELIMINARY: NOT FOR CONSTRUCTION



REVISIONS			
DATE	DESCRIPTION	DATE	DESCRIPTION

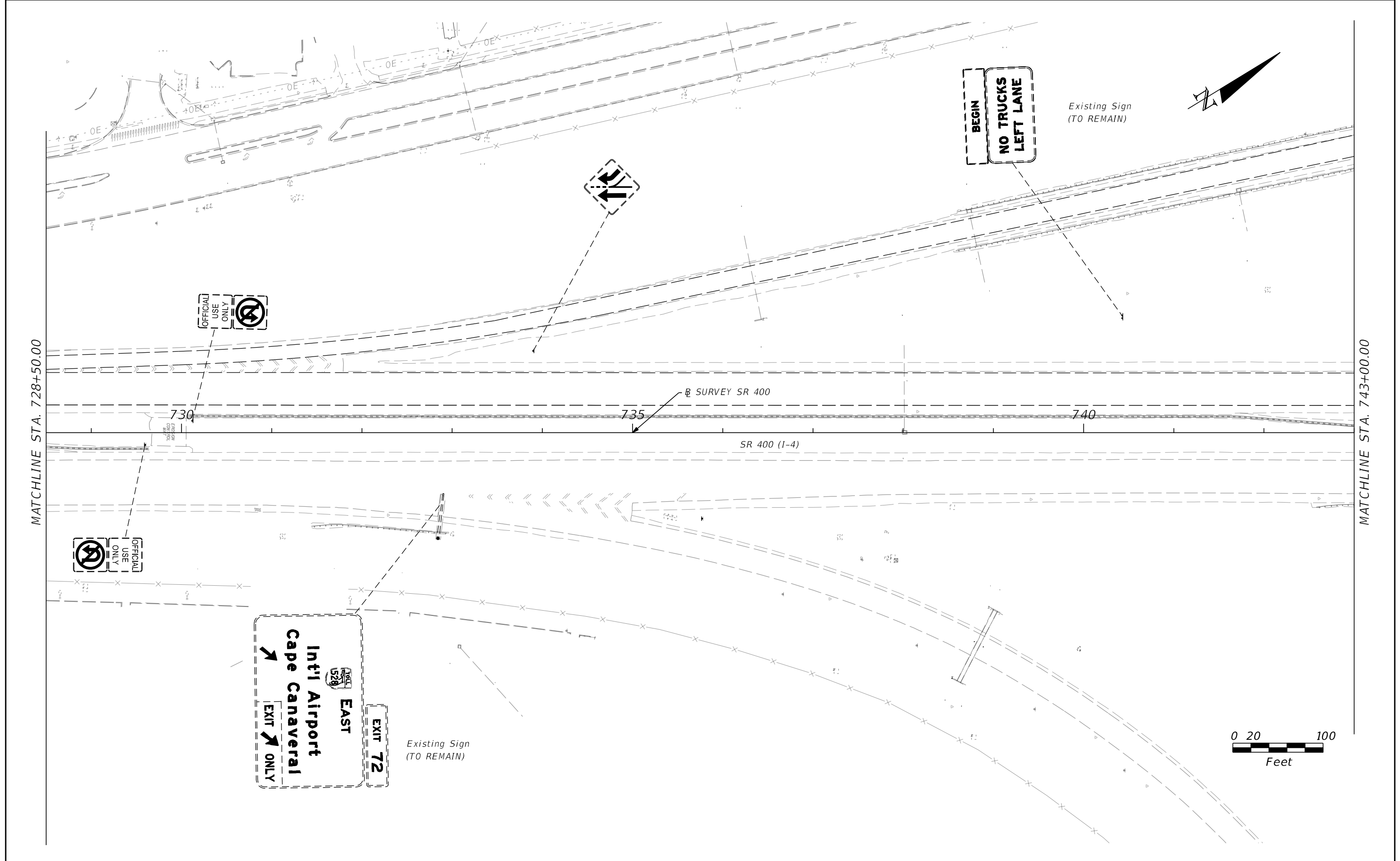
SUSANNE S. HERTZ, P.E. PE No. 49486
 Traffic Engineering Data Solutions, Inc.
 80 Spring Vista Drive Phone: 386.753.0558
 DeBary, FL 32713 Fax: 386.753.0778
 CERTIFICATION OF AUTHORIZATION # 27392

STATE OF FLORIDA DEPARTMENT OF TRANSPORTATION		
ROAD NO.	COUNTY	FINANCIAL PROJECT ID
SR 400	ORANGE	441113-1-52-01

PLAN SHEET

SHEET NO.
S-20

PRELIMINARY: NOT FOR CONSTRUCTION



MATCHLINE STA. 728+50.00

MATCHLINE STA. 743+00.00

OFFICIAL USE ONLY

OFFICIAL USE ONLY

EXIT 72
EAST
Int'l Airport
Cape Canaveral
EXIT ONLY

BEGIN
NO TRUCKS
LEFT LANE

Existing Sign
(TO REMAIN)

Existing Sign
(TO REMAIN)

SURVEY SR 400

SR 400 (1-4)

0 20 100
Feet

REVISIONS			
DATE	DESCRIPTION	DATE	DESCRIPTION

SUSANNE S. HERTZ, P.E. PE No. 49486
 Traffic Engineering Data Solutions, Inc.
 80 Spring Vista Drive Phone: 386.753.0558
 DeBary, FL 32713 Fax: 386.753.0778
 CERTIFICATION OF AUTHORIZATION # 27392

STATE OF FLORIDA DEPARTMENT OF TRANSPORTATION		
ROAD NO.	COUNTY	FINANCIAL PROJECT ID
SR 400	ORANGE	441113-1-52-01

PLAN SHEET

SHEET NO.
S-21

PRELIMINARY: NOT FOR CONSTRUCTION

MATCHLINE STA. 743+00.00

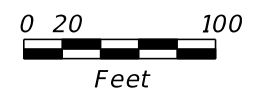

EXIT 70
Daryl Carter
Parkway
1 MILE

700-3-203
700-3-206
700-4-114
GS-22
9.5' X 2.5'
GS-22
16.5' X 9'
743+40

END SIGNING
STA. 743+40.00

SR SURVEY SR 400

SR 400 (1-4)



REVISIONS			
DATE	DESCRIPTION	DATE	DESCRIPTION

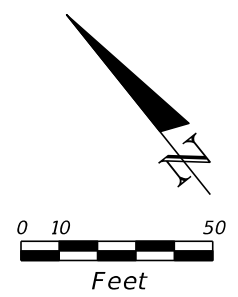
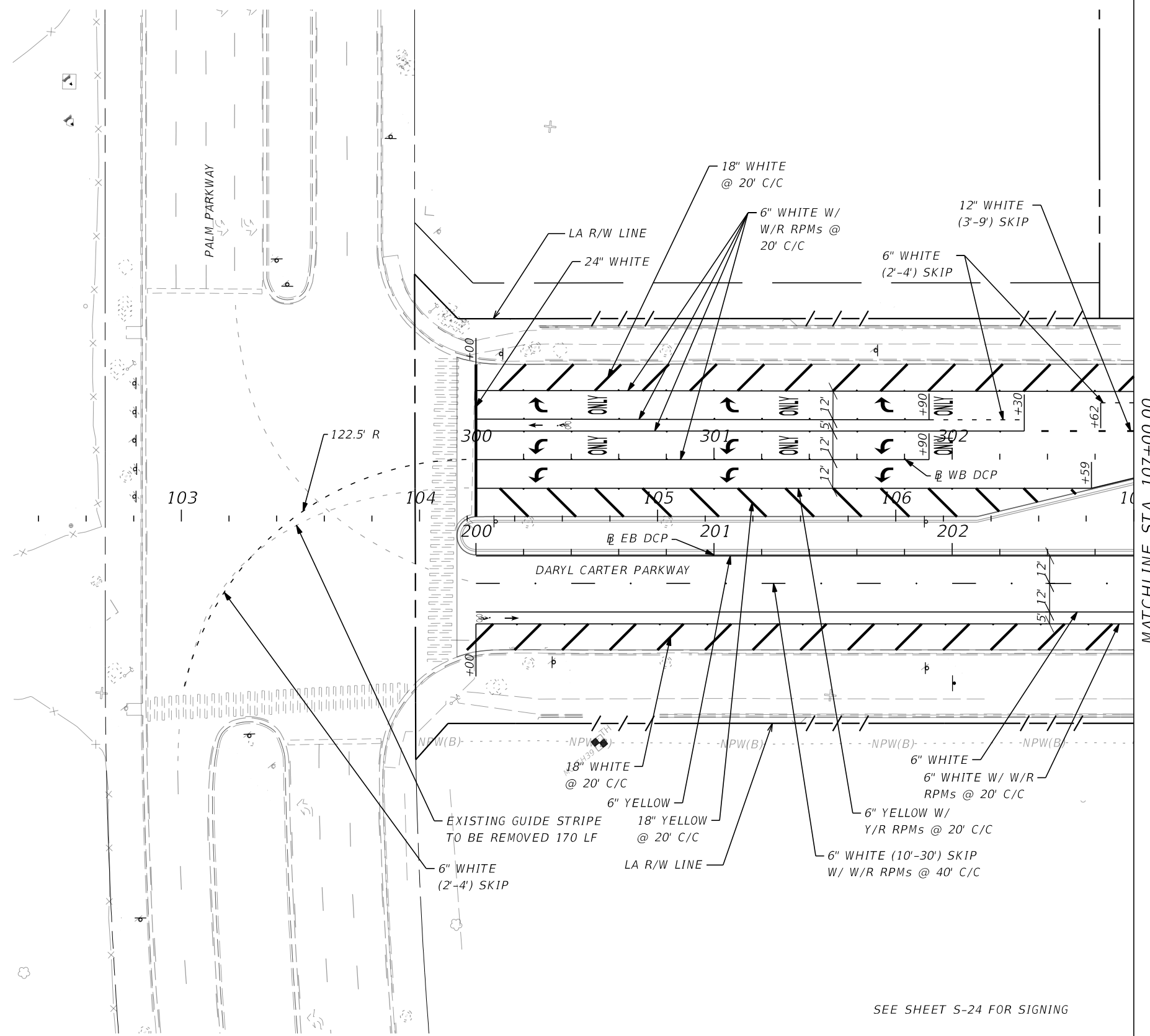
SUSANNE S. HERTZ, P.E. PE No. 49486
Traffic Engineering Data Solutions, Inc.
80 Spring Vista Drive Phone: 386.753.0558
DeBary, FL 32713 Fax: 386.753.0778
CERTIFICATION OF AUTHORIZATION # 27392

STATE OF FLORIDA DEPARTMENT OF TRANSPORTATION		
ROAD NO.	COUNTY	FINANCIAL PROJECT ID
SR 400	ORANGE	441113-1-52-01

PLAN SHEET

SHEET NO.
S-22

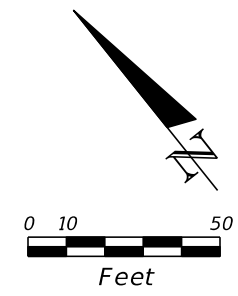
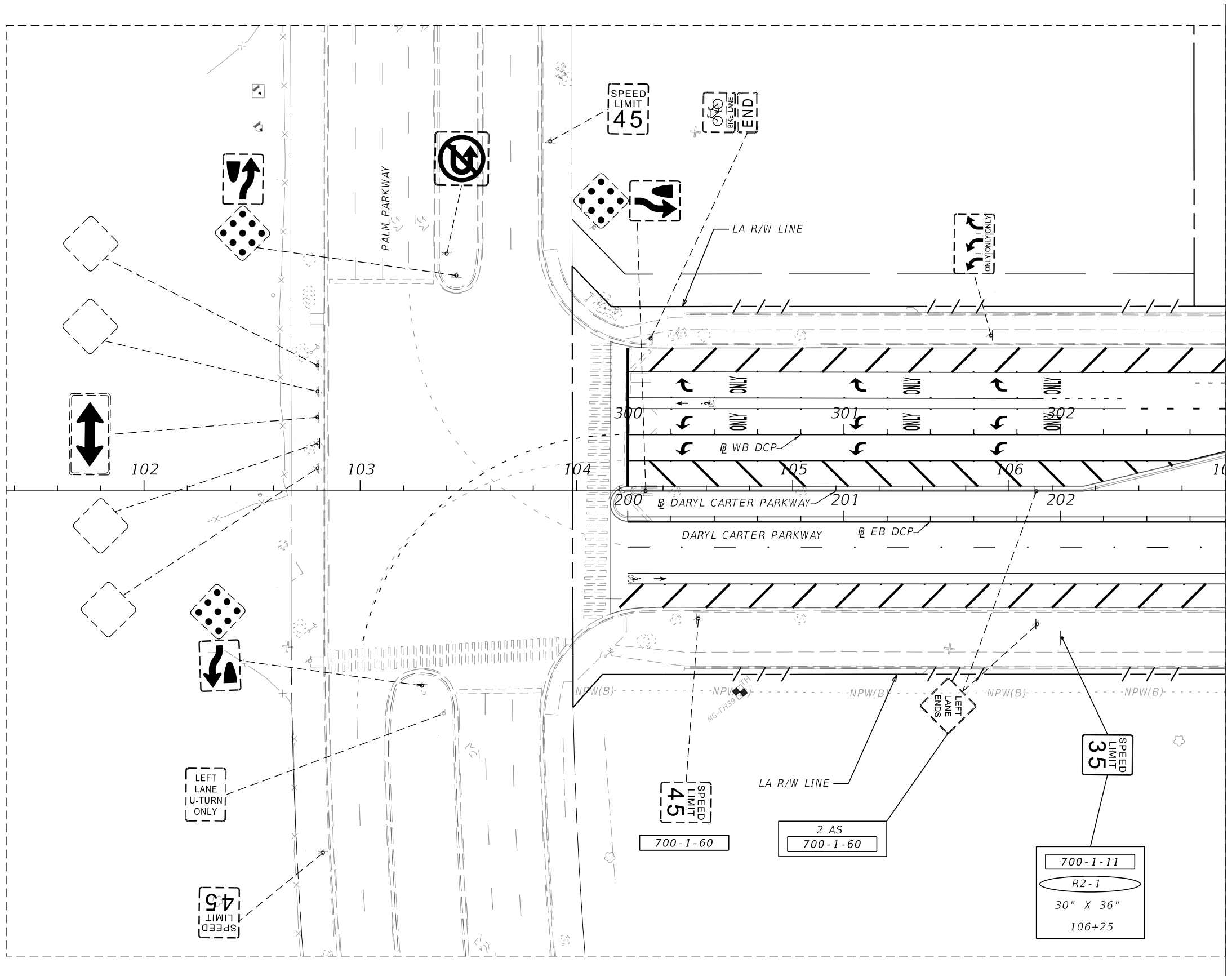
PRELIMINARY: NOT FOR CONSTRUCTION



SEE SHEET S-24 FOR SIGNING

REVISIONS				SUSANNE S. HERTZ, P.E. PE No. 49486 Traffic Engineering Data Solutions, Inc. 80 Spring Vista Drive Phone: 386.753.0558 DeBary, FL 32713 Fax: 386.753.0778 CERTIFICATION OF AUTHORIZATION # 27392	STATE OF FLORIDA DEPARTMENT OF TRANSPORTATION			SHEET NO. S-23
DATE	DESCRIPTION	DATE	DESCRIPTION		ROAD NO.	COUNTY	FINANCIAL PROJECT ID	
				SR 400	ORANGE	441113-1-52-01	PLAN SHEET	

PRELIMINARY: NOT FOR CONSTRUCTION



MATCHLINE STA. 107+00.00

REVISIONS			
DATE	DESCRIPTION	DATE	DESCRIPTION

SUSANNE S. HERTZ, P.E. PE No. 49486
 Traffic Engineering Data Solutions, Inc.
 80 Spring Vista Drive Phone: 386.753.0558
 DeBary, FL 32713 Fax: 386.753.0778
 CERTIFICATION OF AUTHORIZATION # 27392

STATE OF FLORIDA DEPARTMENT OF TRANSPORTATION		
ROAD NO.	COUNTY	FINANCIAL PROJECT ID
SR 400	ORANGE	441113-1-52-01

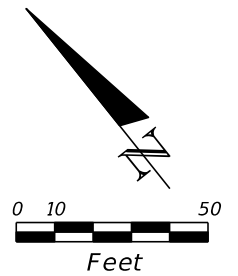
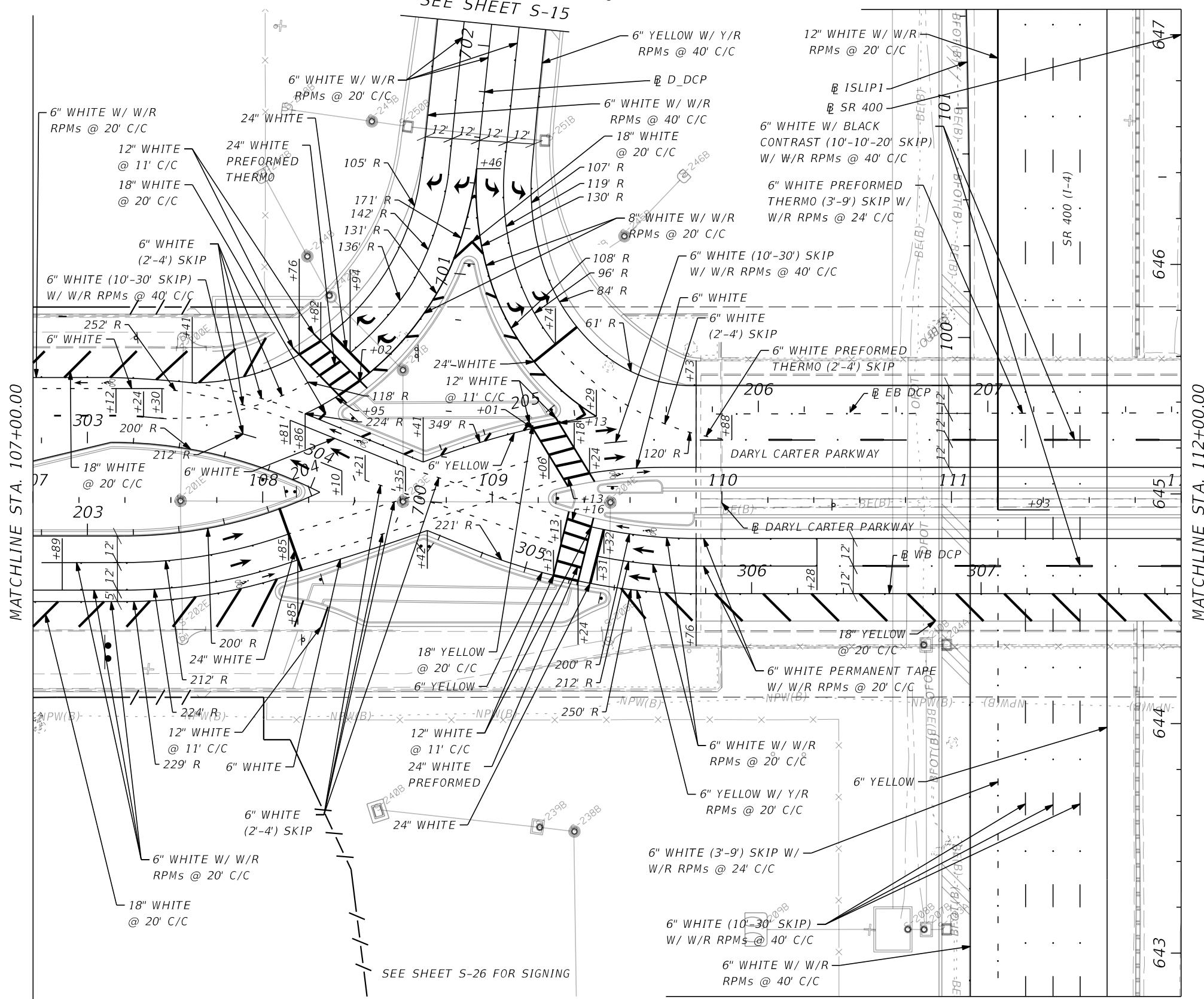
PLAN SHEET

SHEET NO.
S-24

PRELIMINARY: NOT FOR CONSTRUCTION

MATCHLINE STA. 702+10.00
SEE SHEET S-15

MATCHLINE STA. 647+10.00
SEE SHEET S-15



MATCHLINE STA. 107+00.00

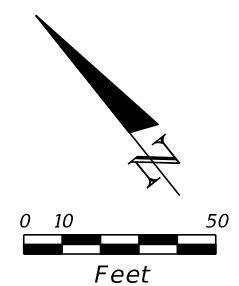
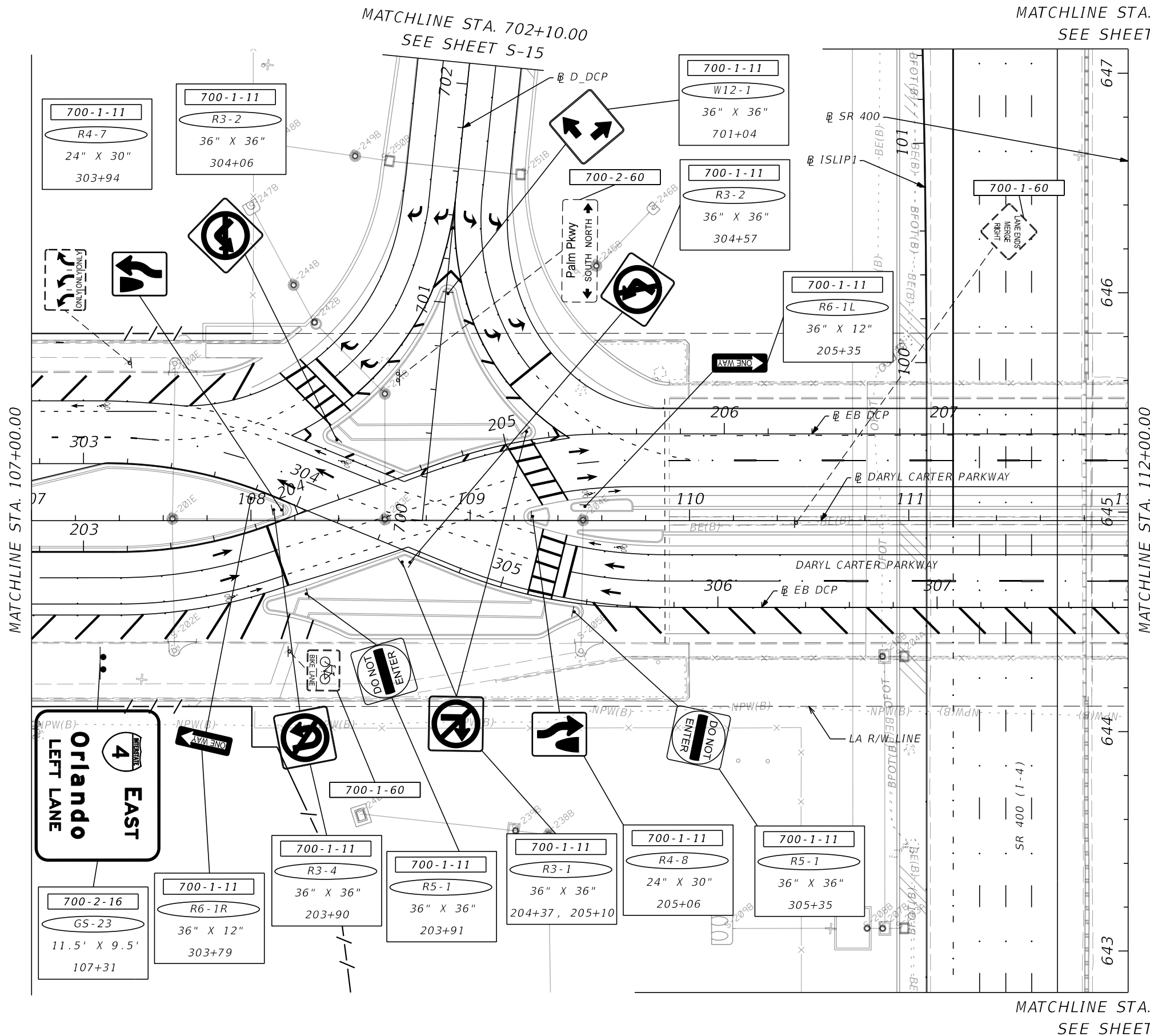
MATCHLINE STA. 112+00.00

MATCHLINE STA. 642+80.00
SEE SHEET S-15

SEE SHEET S-26 FOR SIGNING

REVISIONS				SUSANNE S. HERTZ, P.E. PE No. 49486 Traffic Engineering Data Solutions, Inc. 80 Spring Vista Drive Phone: 386.753.0558 DeBary, FL 32713 Fax: 386.753.0778 CERTIFICATION OF AUTHORIZATION # 27392	STATE OF FLORIDA DEPARTMENT OF TRANSPORTATION			SHEET NO. S-25
DATE	DESCRIPTION	DATE	DESCRIPTION		ROAD NO.	COUNTY	FINANCIAL PROJECT ID	
				SR 400	ORANGE	441113-1-52-01	PLAN SHEET	

PRELIMINARY: NOT FOR CONSTRUCTION



REVISIONS			
DATE	DESCRIPTION	DATE	DESCRIPTION

SUSANNE S. HERTZ, P.E. PE No. 49486
 Traffic Engineering Data Solutions, Inc.
 80 Spring Vista Drive Phone: 386.753.0558
 DeBary, FL 32713 Fax: 386.753.0778
 CERTIFICATION OF AUTHORIZATION # 27392

STATE OF FLORIDA DEPARTMENT OF TRANSPORTATION		
ROAD NO.	COUNTY	FINANCIAL PROJECT ID
SR 400	ORANGE	441113-1-52-01

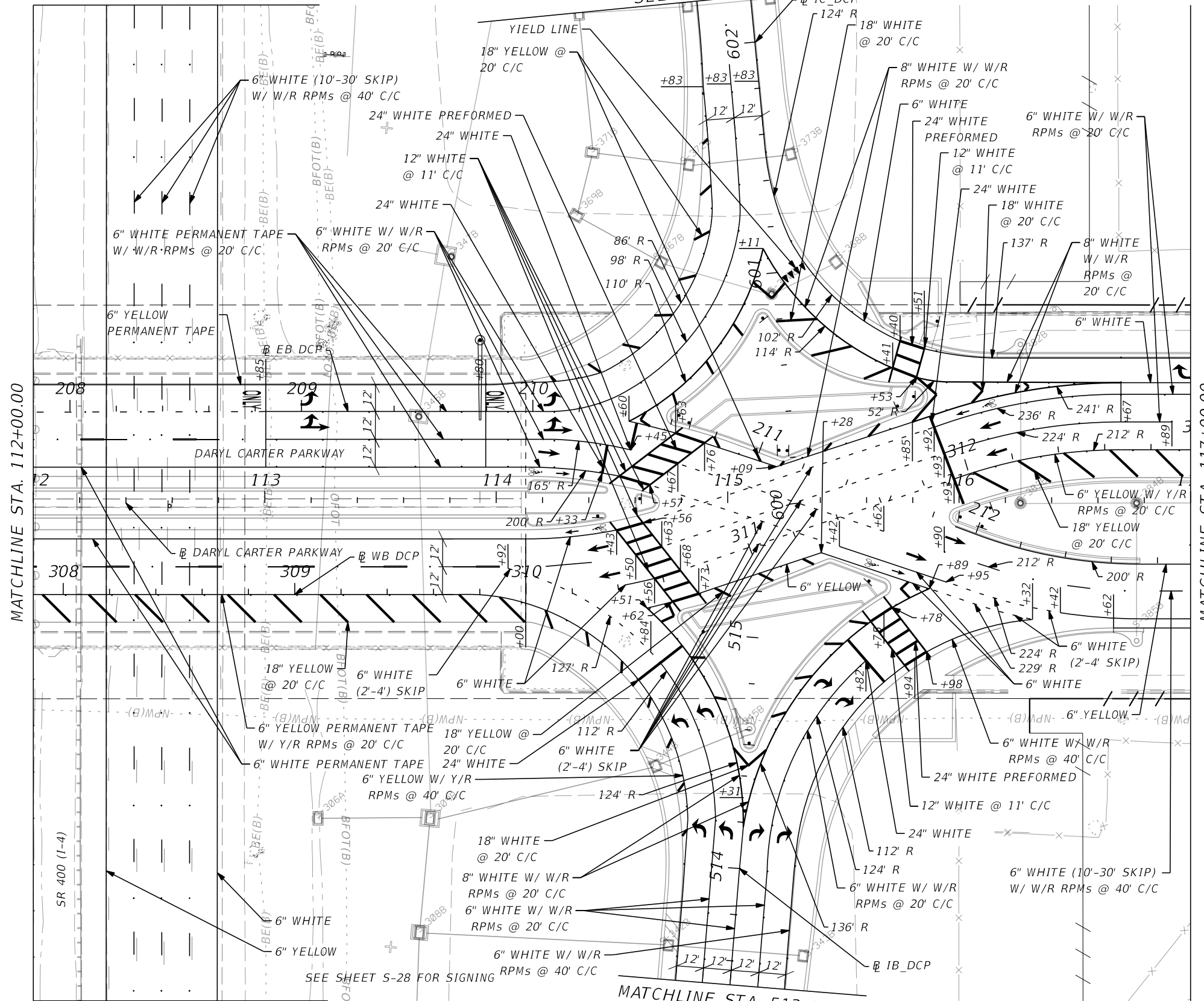
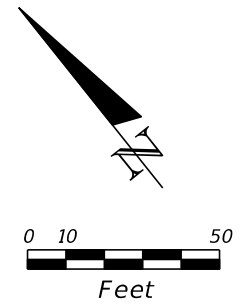
PLAN SHEET

SHEET NO.
S-26

PRELIMINARY: NOT FOR CONSTRUCTION

MATCHLINE STA. 647+10.00
SEE SHEET S-15

MATCHLINE STA. 602+20.00
SEE SHEET S-15



MATCHLINE STA. 642+80.00
SEE SHEET S-15

MATCHLINE STA. 513+50.00
SEE SHEET S-15

REVISIONS			
DATE	DESCRIPTION	DATE	DESCRIPTION

SUSANNE S. HERTZ, P.E. PE No. 49486
Traffic Engineering Data Solutions, Inc.
80 Spring Vista Drive Phone: 386.753.0558
DeBary, FL 32713 Fax: 386.753.0778
CERTIFICATION OF AUTHORIZATION # 27392

STATE OF FLORIDA DEPARTMENT OF TRANSPORTATION		
ROAD NO.	COUNTY	FINANCIAL PROJECT ID
SR 400	ORANGE	441113-1-52-01

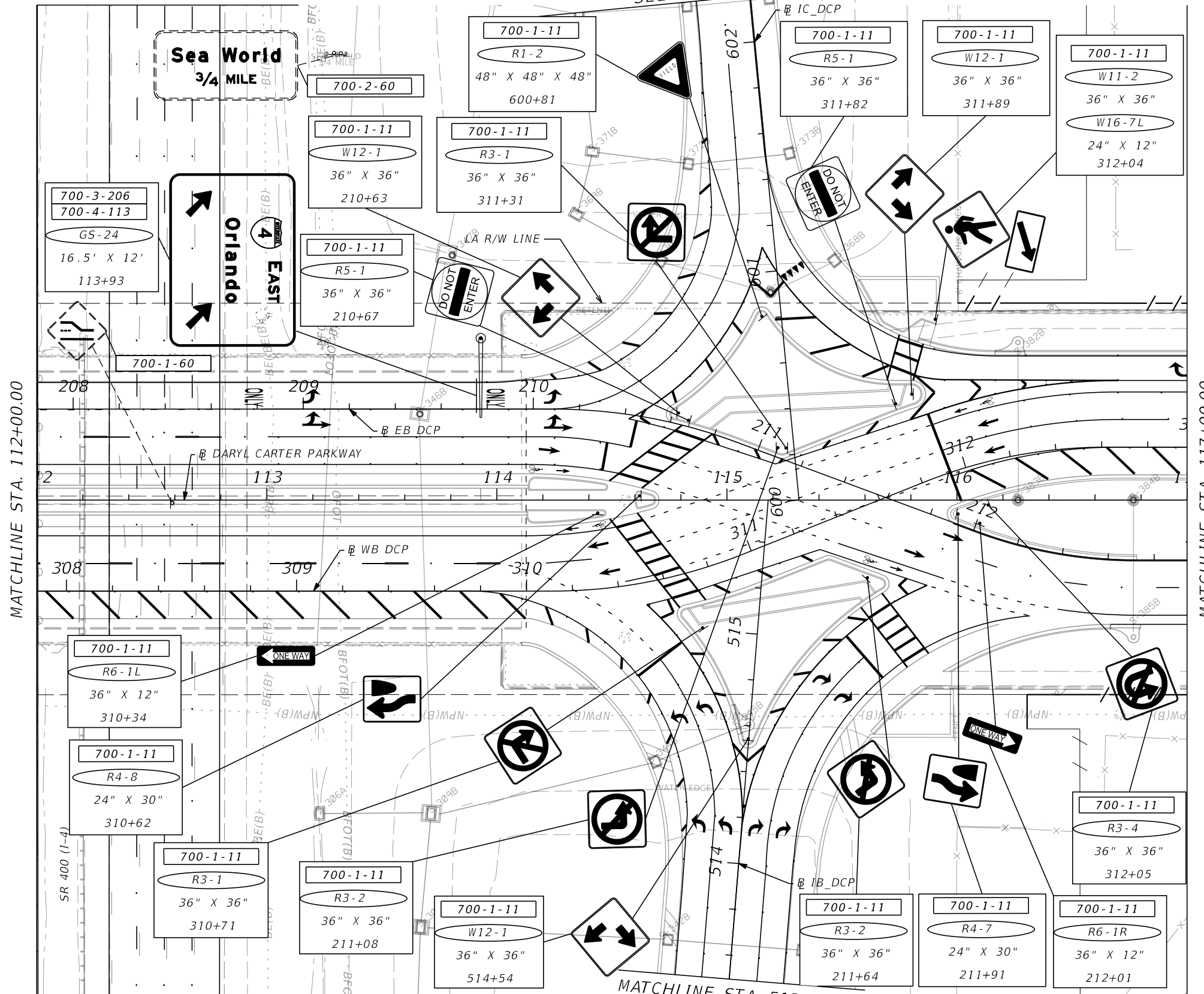
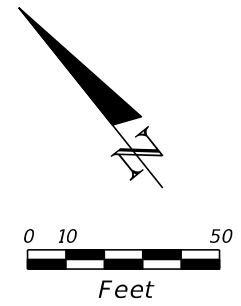
PLAN SHEET

SHEET NO.
S-27

PRELIMINARY: NOT FOR CONSTRUCTION

MATCHLINE STA. 647+10.00
SEE SHEET S-15

MATCHLINE STA. 602+20.00
SEE SHEET S-15



MATCHLINE STA. 642+80.00
SEE SHEET S-15

MATCHLINE STA. 513+50.00
SEE SHEET S-15

REVISIONS			
DATE	DESCRIPTION	DATE	DESCRIPTION

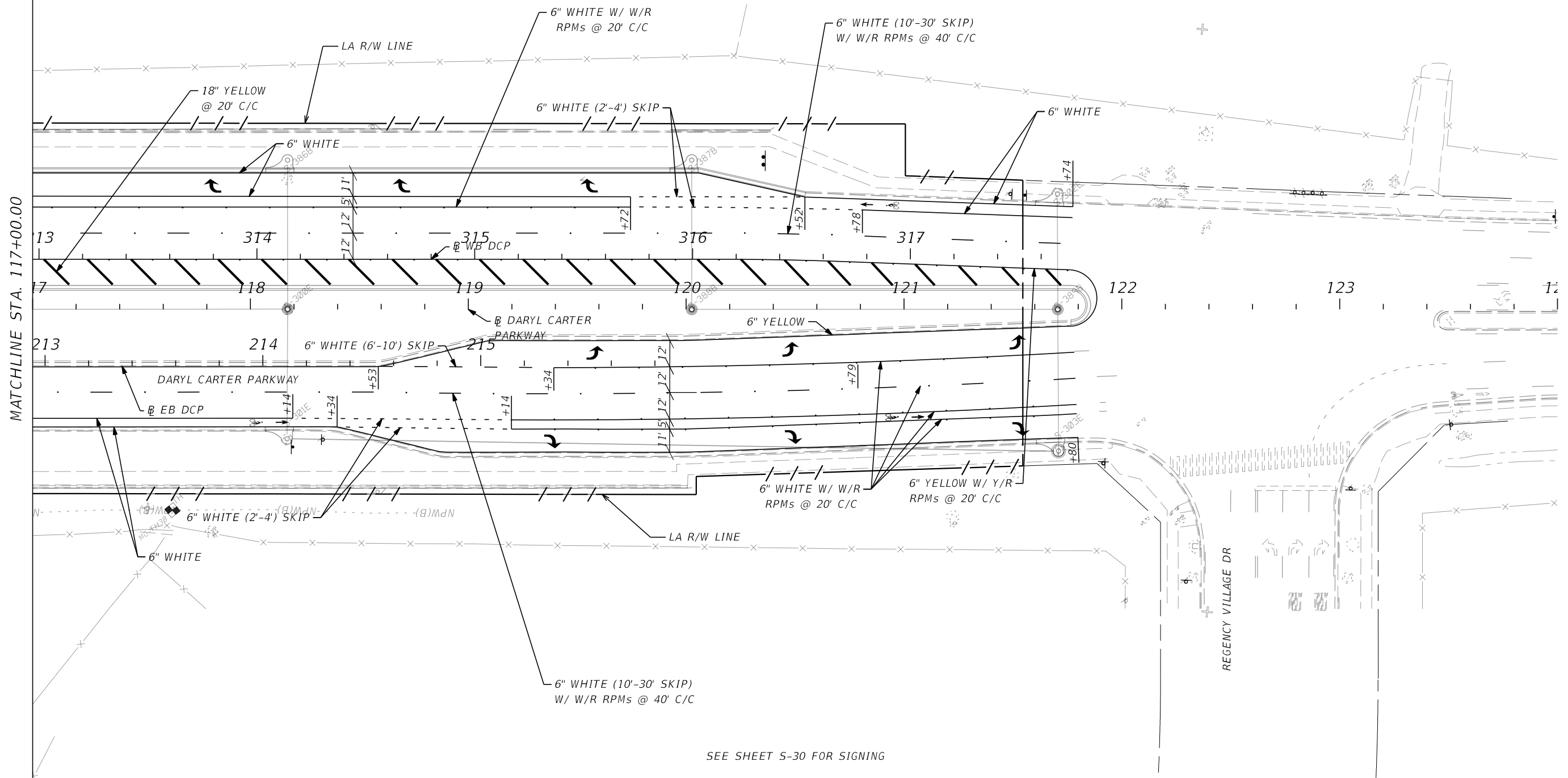
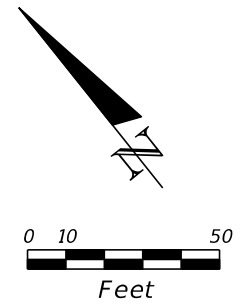
SUSANNE S. HERTZ, P.E. PE No. 49486
Traffic Engineering Data Solutions, Inc.
80 Spring Vista Drive Phone: 386.753.0558
DeBary, FL 32713 Fax: 386.753.0778
CERTIFICATION OF AUTHORIZATION # 27392

STATE OF FLORIDA DEPARTMENT OF TRANSPORTATION		
ROAD NO.	COUNTY	FINANCIAL PROJECT ID
SR 400	ORANGE	441113-1-52-01

PLAN SHEET

SHEET NO.
S-28

PRELIMINARY: NOT FOR CONSTRUCTION



SEE SHEET S-30 FOR SIGNING

REVISIONS			
DATE	DESCRIPTION	DATE	DESCRIPTION

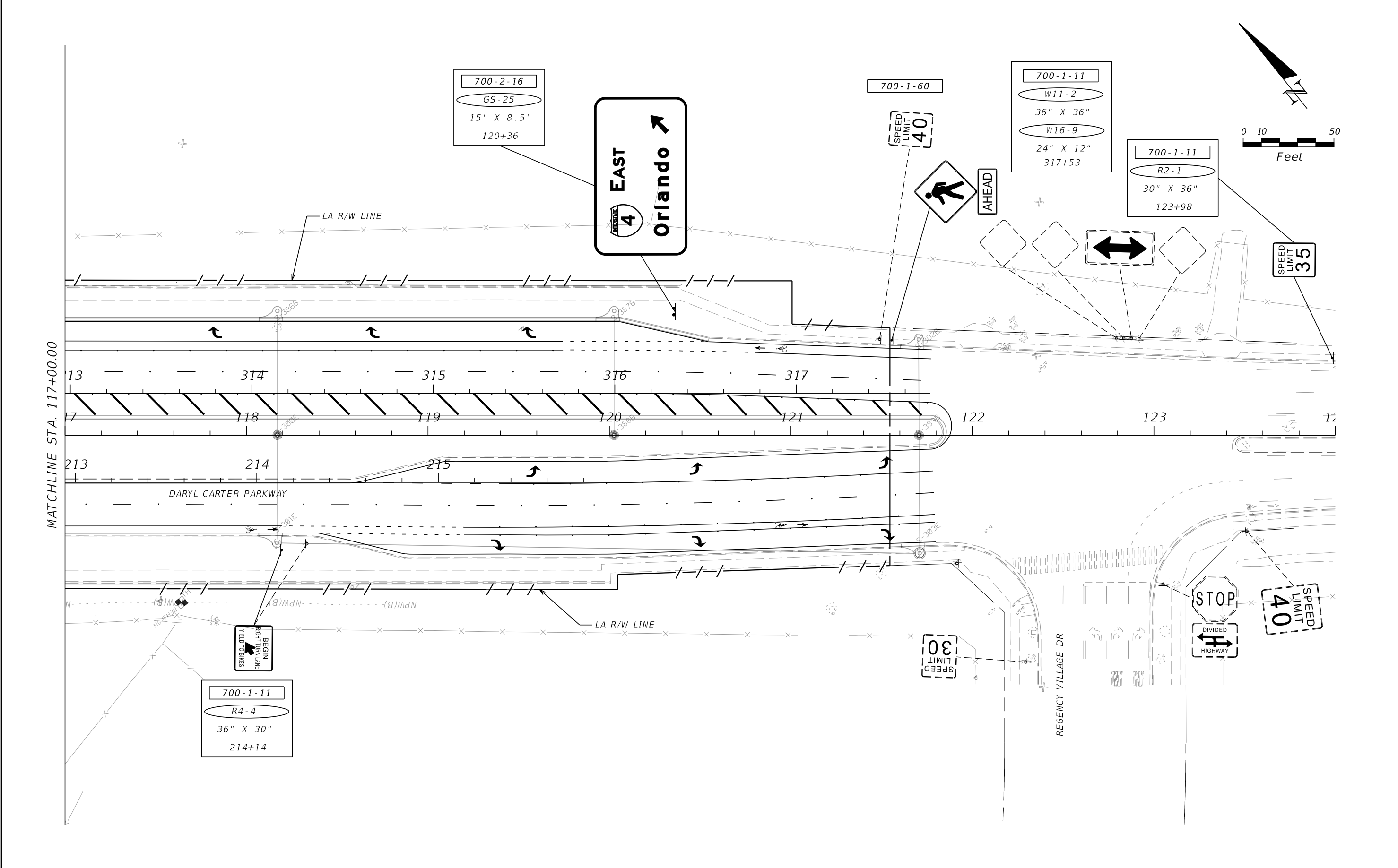
SUSANNE S. HERTZ, P.E. PE No. 49486
 Traffic Engineering Data Solutions, Inc.
 80 Spring Vista Drive Phone: 386.753.0558
 DeBary, FL 32713 Fax: 386.753.0778
 CERTIFICATION OF AUTHORIZATION # 27392

STATE OF FLORIDA DEPARTMENT OF TRANSPORTATION		
ROAD NO.	COUNTY	FINANCIAL PROJECT ID
SR 400	ORANGE	441113-1-52-01

PLAN SHEET

SHEET NO.
S-29

PRELIMINARY: NOT FOR CONSTRUCTION

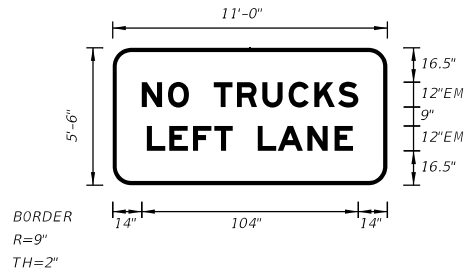


MATCHLINE STA. 117+00.00

REVISIONS				SUSANNE S. HERTZ, P.E. PE No. 49486 Traffic Engineering Data Solutions, Inc. 80 Spring Vista Drive Phone: 386.753.0558 DeBary, FL 32713 Fax: 386.753.0778 CERTIFICATION OF AUTHORIZATION # 27392	STATE OF FLORIDA DEPARTMENT OF TRANSPORTATION			SHEET NO. PLAN SHEET S-30
DATE	DESCRIPTION	DATE	DESCRIPTION		ROAD NO.	COUNTY	FINANCIAL PROJECT ID	
					SR 400	ORANGE	441113-1-52-01	

PRELIMINARY: NOT FOR CONSTRUCTION

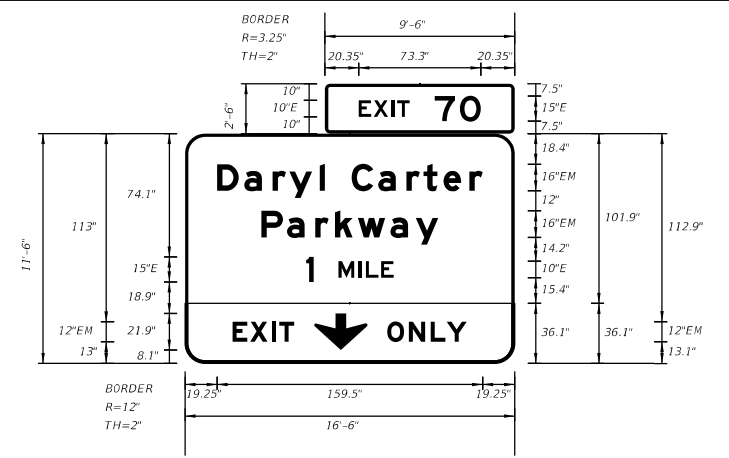
SIGN NAME	GS-1	QTY	1	SIGN NUMBER	STATION(S)
PANEL	BORDER				575+54
WIDTH	11'-0"	WIDTH	2"		
HEIGHT	5'-6"	RADII	9"		
LEGEND	Black	COLOR	Black		
COLOR	White				
SYMBOL(S)	ANGLE	X	Y	WID	HT
SIGN NUMBER	CLEARANCE	COLUMN SIZE	AVERAGE LENGTH		
	Edge Of Lane				



NO. OF LIGHT FIXTURES	FIXTURE SPACING	PHOTOMETRIC CURVE	WATT	VOLTAGE
-----------------------	-----------------	-------------------	------	---------

COPY	N	O	T	R	U	C	K	S	L			
SPACE	14	12.6	10.1	12	11	12.2	12.6	12.4	11.4	9.7	14	104
COPY	L	E	F	T	L	A	N	E	L			
SPACE	16.4	10.8	11.4	10.2	8.9	12	9.6	14.3	13.1	8.9	16.4	99.1
COPY												
SPACE												
COPY												
SPACE												
COPY												
SPACE												
COPY												
SPACE												

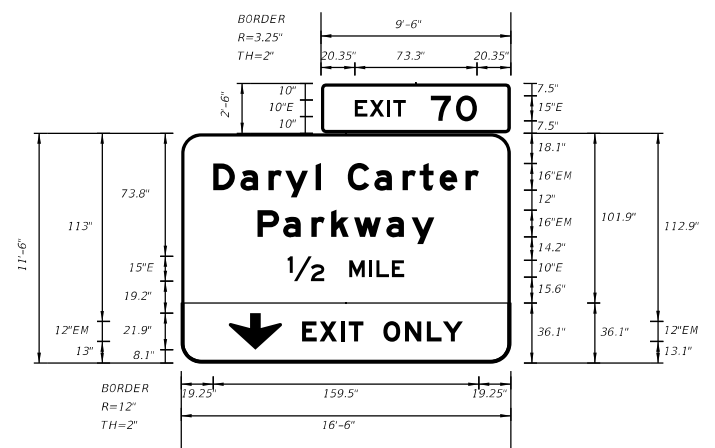
SIGN NAME	GS-2	QTY	1	SIGN NUMBER	STATION(S)
PANEL	BORDER				579+80
WIDTH	16'-6"	WIDTH	2"		
HEIGHT	11'-6"	RADII	12"		
LEGEND	Wh/Bk	COLOR	Wh/Bk		
COLOR	Green/Yellow				
SYMBOL(S)	ANGLE	X	Y	WID	HT
AROUND	0	77.6	8.1	32	21.9
SIGN NUMBER	CLEARANCE	COLUMN SIZE	AVERAGE LENGTH		
	Edge Of Lane				



NO. OF LIGHT FIXTURES	FIXTURE SPACING	PHOTOMETRIC CURVE	WATT	VOLTAGE
-----------------------	-----------------	-------------------	------	---------

COPY	E	X	I	T	7	0	L								
SPACE	20.3	8.9	10.7	3.5	7.5	15	15.2	12.6	20.3	73.3					
COPY	D	a	r	y	C	a	r	t	e	r	L				
SPACE	19.2	16.3	17	10.1	18.2	3.2	16	16	17	10.2	12	15.5	8	19.2	159.5
COPY	P	a	r	k	w	a	y	L							
SPACE	45.9	15.4	17	11.8	13.8	19.5	15.2	13.6	45.9	106.2					
COPY	1	M	I	L	E	L									
SPACE	72.7	4.5	15	12	4.4	9.2	7.5	72.7	52.6						
COPY	E	X	I	T	L										
SPACE	28.5	10.6	13	4.6	8.9	132.5	37								
COPY	O	N	L	Y	L										
SPACE	121.5	13	13.1	9.6	12.1	28.8	47.8								

SIGN NAME	GS-3	QTY	1	SIGN NUMBER	STATION(S)
PANEL	BORDER				600+05
WIDTH	16'-6"	WIDTH	2"		
HEIGHT	11'-6"	RADII	12"		
LEGEND	Wh/Bk	COLOR	White		
COLOR	Green/Yellow				
SYMBOL(S)	ANGLE	X	Y	WID	HT
AROUND	0	28.6	8.1	32	21.9
SIGN NUMBER	CLEARANCE	COLUMN SIZE	AVERAGE LENGTH		
	Edge Of Lane				



NO. OF LIGHT FIXTURES	FIXTURE SPACING	PHOTOMETRIC CURVE	WATT	VOLTAGE
-----------------------	-----------------	-------------------	------	---------

SIGN NAME	GS-4	QTY	1	SIGN NUMBER	STATION(S)
PANEL	BORDER				592+04
WIDTH	17'-0"	WIDTH	2"		
HEIGHT	5'-0"	RADII	8"		
LEGEND	White	COLOR	White		
COLOR	Green				
SYMBOL(S)	ANGLE	X	Y	WID	HT
SIGN NUMBER	CLEARANCE	COLUMN SIZE	AVERAGE LENGTH		
	Edge Of Lane				



NO. OF LIGHT FIXTURES	FIXTURE SPACING	PHOTOMETRIC CURVE	WATT	VOLTAGE
-----------------------	-----------------	-------------------	------	---------

COPY	E	X	I	T	7	0	L								
SPACE	20.3	8.9	10.7	3.5	7.5	15	15.2	12.6	20.3	73.3					
COPY	D	a	r	y	C	a	r	t	e	r	L				
SPACE	19.2	16.3	17	10.1	18.2	3.2	16	16	17	10.2	12	15.5	8	19.2	159.5
COPY	P	a	r	k	w	a	y	L							
SPACE	45.9	15.4	17	11.8	13.8	19.5	15.2	13.6	45.9	106.2					
COPY	1/2	M	I	L	E	L									
SPACE	64	22	15	12	4.4	9.2	7.5	64	70.1						
COPY	E	X	I	T	O	N	L	Y	L						
SPACE	72.6	10.6	13	4.6	8.9	12	13	13.1	9.6	12.1	28.7	96.7			
COPY															
SPACE															

COPY	I	n	t	e	r	n	a	t	i	o	n	a	I	D	r	L			
SPACE	15.7	7.2	12.8	10	12.9	9.8	12.9	12.8	11.2	6.8	13.2	12.9	14.1	2.7	12	14.8	6.7	15.7	172.5
COPY	N	E	X	T	5	E	X	I	T	S	L								
SPACE	47.6	10.7	8.9	9.8	7.5	10	12.1	10	8.9	10.7	3.5	8.6	8.1	47.6	108.8				
COPY																			
SPACE																			
COPY																			
SPACE																			

REVISIONS			
DATE	DESCRIPTION	DATE	DESCRIPTION

SUSANNE S. HERTZ, P.E. PE No. 49486
 Traffic Engineering Data Solutions, Inc.
 80 Spring Vista Drive Phone: 386.753.0558
 DeBary, FL 32713 Fax: 386.753.0778
 CERTIFICATION OF AUTHORIZATION # 27392

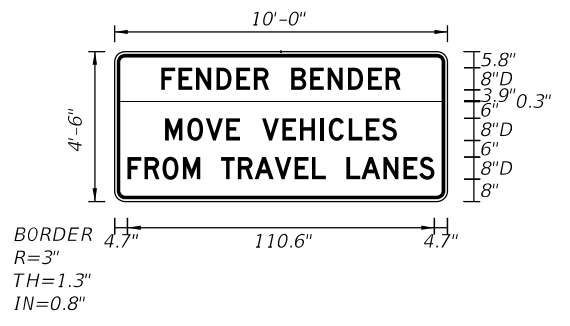
STATE OF FLORIDA DEPARTMENT OF TRANSPORTATION		
ROAD NO.	COUNTY	FINANCIAL PROJECT ID
SR 400	ORANGE	441113-1-52-01

GUIDE SIGN WORK SHEET

SHEET NO.
S-31

PRELIMINARY: NOT FOR CONSTRUCTION

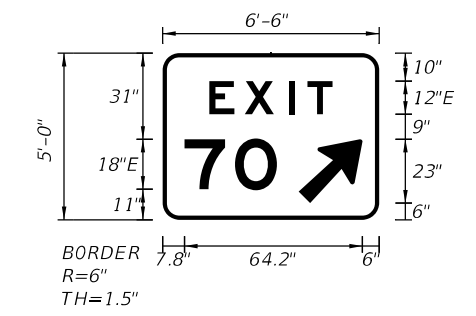
SIGN NAME	R16-04	QTY	2	SIGN NUMBER	STATION(S)
PANEL	BORDER				608+05
WIDTH	10'-0"	WIDTH	1.3"		724+58
HEIGHT	4'-6"	RADII	3"		
LEGEND	Black	COLOR	Black		
COLOR	White / Yellow				
SYMBOL(S)	ANGLE	X	Y	WID	HT
SIGN NUMBER	CLEARANCE Edge Of Lane	COLUMN SIZE	AVERAGE LENGTH		



NO. OF LIGHT FIXTURES	FIXTURE SPACING	PHOTOMETRIC CURVE	WATT	VOLTAGE

COPY	F	E	N	D	E	R	B	E	N	D	E	R	L							
SPACE	16.9	6.2	6.3	7.4	7.2	6.3	5.4	8	6.8	6.3	7.4	7.2	6.3	5.4	16.9	86.2				
COPY	M	O	V	E	V	E	H	I	C	L	E	S	L							
SPACE	18.2	8	6.7	7.3	5	8	7.3	6.3	7.4	3	7.2	6.2	5.8	5.4	18.2	83.5				
COPY	F	R	O	M	T	R	A	V	E	L	L	A	N	E	S	L				
SPACE	4.7	6.1	6.6	7.3	6.2	7.5	6.1	6	7.2	7.2	6.2	5	7.5	5.4	7.9	7.2	5.7	5.4	4.7	110.6
COPY																				
SPACE																				

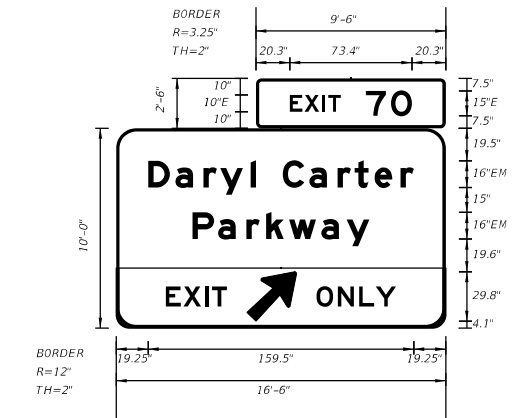
SIGN NAME	GS-5	QTY	2	SIGN NUMBER	STATION(S)
PANEL	BORDER				630+91
WIDTH	6'-6"	WIDTH	1.5"		685+25
HEIGHT	5'-0"	RADII	6"		
LEGEND	White	COLOR	White		
COLOR	Green				
SYMBOL(S)	ANGLE	X	Y	WID	HT
AR_Type A	315	49	6	18.3	29.3
SIGN NUMBER	CLEARANCE Edge Of Lane	COLUMN SIZE	AVERAGE LENGTH		



NO. OF LIGHT FIXTURES	FIXTURE SPACING	PHOTOMETRIC CURVE	WATT	VOLTAGE

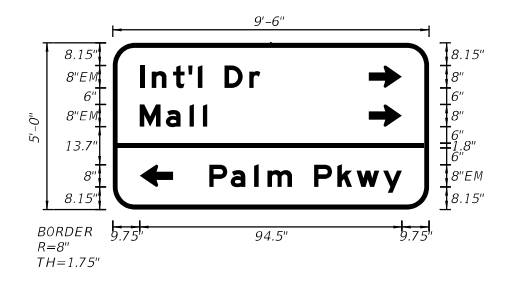
COPY	E	X	I	T	L		
SPACE	16.8	12.8	15.8	6.8	9	16.8	44.4
COPY	7	0	L				
SPACE	7.8	18.2	15.1	36.9	33.3		
COPY							
SPACE							

SIGN NAME	GS-6	QTY	2	SIGN NUMBER	STATION(S)
PANEL	BORDER				626+45
WIDTH	16'-6"	WIDTH	2"		690+80
HEIGHT	10'-0"	RADII	12"		
LEGEND	Wh/Bk	COLOR	White		
COLOR	Green/Yellow				
SYMBOL(S)	ANGLE	X	Y	WID	HT
AR_Type A	315	78.5	4.1	24	37.8
SIGN NUMBER	CLEARANCE Edge Of Lane	COLUMN SIZE	AVERAGE LENGTH		



NO. OF LIGHT FIXTURES	FIXTURE SPACING	PHOTOMETRIC CURVE	WATT	VOLTAGE

SIGN NAME	GS-7	QTY	1	SIGN NUMBER	STATION(S)
PANEL	BORDER				510+00
WIDTH	9'-6"	WIDTH	1.75"		
HEIGHT	5'-0"	RADII	8"		
LEGEND	White	COLOR	White		
COLOR	Green				
SYMBOL(S)	ANGLE	X	Y	WID	HT
AR_Type D	270	92.3	43.8	8	12
AR_Type D	270	92.3	29.8	8	12
AR_Type D	90	9.8	8.2	8	12
SIGN NUMBER	CLEARANCE Edge Of Lane	COLUMN SIZE	AVERAGE LENGTH		



NO. OF LIGHT FIXTURES	FIXTURE SPACING	PHOTOMETRIC CURVE	WATT	VOLTAGE

COPY	E	X	I	T	7	0	L								
SPACE	20.3	8.9	10.7	3.5	7.5	15	15.2	12.6	20.3	73.4					
COPY	D	a	r	y	C	a	r	t	e	r	L				
SPACE	19.2	16.3	17	10.1	18.2	3.2	16	16	17	10.2	12	15.5	8	19.2	159.5
COPY	P	a	r	k	w	a	y	L							
SPACE	45.9	15.4	17	11.8	13.8	19.5	15.2	13.6	45.9	106.2					
COPY	E	X	I	T	L										
SPACE	29.8	10.7	12.8	4.2	9	131.5	36.7								
COPY	O	N	L	Y	L										
SPACE	120.3	12.8	12.8	10	12.2	29.8	47.9								
COPY															
SPACE															

COPY	I	n	t	L	D	r	L					
SPACE	9.8	4.3	7.7	5.4	3.5	1.6	8	8.9	4	60.8	43.4	
COPY	M	a	i	L	L							
SPACE	9.8	9.4	8.5	4.8	1.6	79.9	24.3					
COPY	P	a	i	m	P	k	w	y	L			
SPACE	34.8	7.7	8.5	4.8	8.8	8	8.4	6.9	9.6	6.8	9.8	69.4
COPY												
SPACE												

REVISIONS			
DATE	DESCRIPTION	DATE	DESCRIPTION

SUSANNE S. HERTZ, P.E. PE No. 49486
 Traffic Engineering Data Solutions, Inc.
 80 Spring Vista Drive Phone: 386.753.0558
 DeBary, FL 32713 Fax: 386.753.0778
 CERTIFICATION OF AUTHORIZATION # 27392

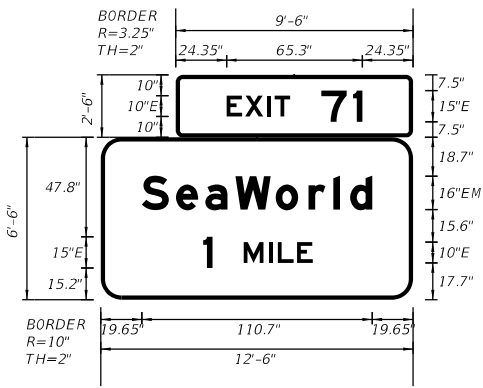
STATE OF FLORIDA DEPARTMENT OF TRANSPORTATION		
ROAD NO.	COUNTY	FINANCIAL PROJECT ID
SR 400	ORANGE	441113-1-52-01

GUIDE SIGN WORK SHEET

SHEET NO.
S-32

PRELIMINARY: NOT FOR CONSTRUCTION

SIGN NAME	GS-8	QTY	1	SIGN NUMBER	634+74
PANEL	BORDER				
WIDTH	12'-6"	WIDTH	2"		
HEIGHT	6'-6"	RADII	10"		
LEGEND	White	COLOR	White		
COLOR	Green				
SYMBOL(S)	ANGLE	X	Y	WID	HT
SIGN NUMBER	CLEARANCE	COLUMN SIZE	AVERAGE LENGTH		
	Edge Of Lane				



NO. OF LIGHT FIXTURES	FIXTURE SPACING	PHOTOMETRIC CURVE	WATT	VOLTAGE

COPY	E	X	I	T	7	1	L		
SPACE	24.4	8.9	10.7	3.5	7.5	15	15.2	4.5	24.4
COPY	S	e	a	w	o	r	i	d	L
SPACE	19.6	16.5	14.1	14.4	19.4	15.8	11.8	8.2	10.6
COPY	1	M	I	L	E	L			
SPACE	49.2	4.5	15	12	4.4	9.2	7.5	48.2	52.6

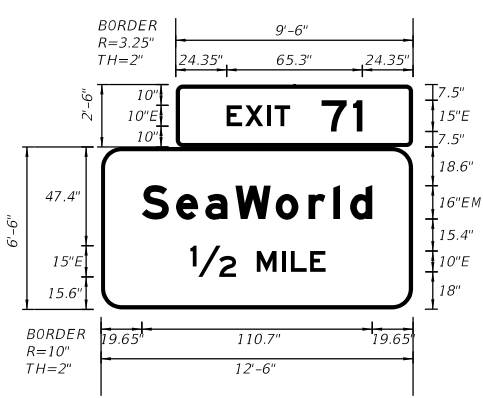
SIGN NAME	GS-9	QTY	1	SIGN NUMBER	680+00
PANEL	BORDER				
WIDTH	17'-0"	WIDTH	2"		
HEIGHT	7'-0"	RADII	11"		
LEGEND	White	COLOR	White		
COLOR	Green				
SYMBOL(S)	ANGLE	X	Y	WID	HT
SIGN NUMBER	CLEARANCE	COLUMN SIZE	AVERAGE LENGTH		
	Edge Of Lane				



NO. OF LIGHT FIXTURES	FIXTURE SPACING	PHOTOMETRIC CURVE	WATT	VOLTAGE

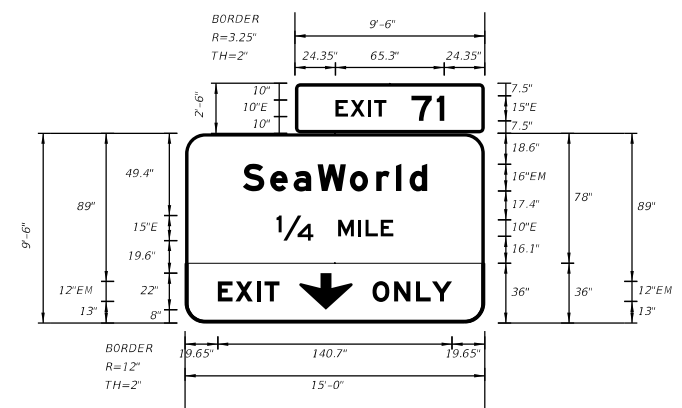
COPY	C	e	n	t	r	a	i	F	i	a	P	k	w	y	L
SPACE	10.1	13.3	12.9	12.8	11.2	8.6	14.1	2.7	13.3	13.4	6.8	8.8	13.3	14	11.4
COPY	I	n	t	e	r	n	a	t	i	o	n	a	I	D	r
SPACE	14.4	7.2	12.8	10	12.9	9.8	12.9	12.8	11.2	6.8	13.2	12.9	14.1	2.7	13.3
COPY	E	X	I	T	7	1	L								
SPACE	73.1	8.9	10.7	3.5	7.5	7.5	15.2	4.5	73.1	57.7					

SIGN NAME	GS-10	QTY	1	SIGN NUMBER	659+36
PANEL	BORDER				
WIDTH	12'-6"	WIDTH	2"		
HEIGHT	6'-6"	RADII	10"		
LEGEND	White	COLOR	White		
COLOR	Green				
SYMBOL(S)	ANGLE	X	Y	WID	HT
SIGN NUMBER	CLEARANCE	COLUMN SIZE	AVERAGE LENGTH		
	Edge Of Lane				



NO. OF LIGHT FIXTURES	FIXTURE SPACING	PHOTOMETRIC CURVE	WATT	VOLTAGE

SIGN NAME	GS-11	QTY	1	SIGN NUMBER	673+36
PANEL	BORDER				
WIDTH	15'-0"	WIDTH	2"		
HEIGHT	9'-6"	RADII	12"		
LEGEND	Wh/Bk	COLOR	Wh/Bk		
COLOR	Green/Yellow				
SYMBOL(S)	ANGLE	X	Y	WID	HT
ARROWN	0	68.6	8	32	22
SIGN NUMBER	CLEARANCE	COLUMN SIZE	AVERAGE LENGTH		
	Edge Of Lane				



NO. OF LIGHT FIXTURES	FIXTURE SPACING	PHOTOMETRIC CURVE	WATT	VOLTAGE

COPY	E	X	I	T	7	1	L		
SPACE	24.4	8.9	10.7	3.5	7.5	15	15.2	4.5	24.4
COPY	S	e	a	w	o	r	i	d	L
SPACE	19.6	16.5	14.1	14.4	19.4	15.8	11.8	8.2	10.6
COPY	1/2	M	I	L	E	L			
SPACE	42.9	22	10	12	4.4	9.2	7.5	42	65.1

COPY	E	X	I	T	7	1	L		
SPACE	24.4	8.9	10.7	3.5	7.5	15	15.1	4.5	24.4
COPY	S	e	a	w	o	r	i	d	L
SPACE	34.6	16.5	14.1	14.4	19.4	15.8	11.8	8.2	10.6
COPY	1/4	M	I	L	E	L			
SPACE	55	22	15	12	4.4	9.2	7.5	55	70.1
COPY	E	X	I	T	L				
SPACE	19.6	10.6	13	4.6	8.9	123.4	37		
COPY	O	N	L	Y	L				
SPACE	112.6	13	13.1	9.6	12.1	19.6	47.8		

REVISIONS			
DATE	DESCRIPTION	DATE	DESCRIPTION

SUSANNE S. HERTZ, P.E. PE No. 49486
 Traffic Engineering Data Solutions, Inc.
 80 Spring Vista Drive Phone: 386.753.0558
 DeBary, FL 32713 Fax: 386.753.0778
 CERTIFICATION OF AUTHORIZATION # 27392

STATE OF FLORIDA
 DEPARTMENT OF TRANSPORTATION

ROAD NO.	COUNTY	FINANCIAL PROJECT ID
SR 400	ORANGE	441113-1-52-01

GUIDE SIGN WORK SHEET

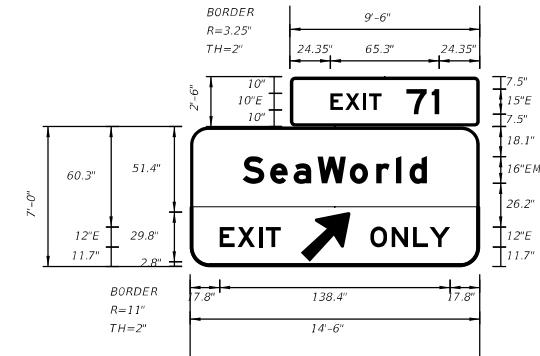
SHEET NO. S-33

PRELIMINARY: NOT FOR CONSTRUCTION

SIGN NAME	GS-12	QTY	1	SIGN NUMBER		STATION(S)	685+43
PANEL	BORDER						
WIDTH	24'-6"	WIDTH	2"				
HEIGHT	16'-6"	RADII	12"				
LEGEND	White	COLOR	White				
COLOR	Green						
SYMBOL(S)	ANGLE	X	Y	WID	HT		
102A	0	86.8	119.4	45	60		



SIGN NAME	GS-13	QTY	1	SIGN NUMBER		STATION(S)	685+43
PANEL	BORDER						
WIDTH	14'-6"	WIDTH	2"				
HEIGHT	7'-0"	RADII	11"				
LEGEND	Black/White	COLOR	White				
COLOR	Green						
SYMBOL(S)	ANGLE	X	Y	WID	HT		
AR_Type A	315	66.5	2.9	24	37.8		



SIGN NUMBER	CLEARANCE	COLUMN SIZE	AVERAGE LENGTH
	Edge Of Lane		

SIGN NUMBER	CLEARANCE	COLUMN SIZE	AVERAGE LENGTH
	Edge Of Lane		

NO. OF LIGHT FIXTURES	FIXTURE SPACING	PHOTOMETRIC CURVE	WATT	VOLTAGE

NO. OF LIGHT FIXTURES	FIXTURE SPACING	PHOTOMETRIC CURVE	WATT	VOLTAGE

COPY	E	X	I	T		7	2	L		
SPACE	20.8	8.9	10.7	3.5	7.5	15	14.7	12.1	20.8	72.5

COPY	E	X	I	T		7	1	L		
SPACE	24.4	8.9	10.7	3.5	7.5	15	15.1	4.5	24.4	65.3

COPY	E	A	S	T		L		
SPACE	149.8	13.5	1.9	17	13.8	11.3	86.8	57.4

COPY	S	e	a	w	o	r	i	d	L		
SPACE	31.6	16.5	14.1	14.4	19.4	15.8	11.8	8.2	10.6	31.6	110.7

COPY	I	n	t	L												
SPACE	52.6	10.8	19.2	13.6	8.8	4	20	25	12	14.8	17.6	19.8	12.8	10.4	52.6	188.8

COPY	E	X	I	T		L	
SPACE	17.8	10.7	12.8	4.2	9	119.5	36.7

COPY	C	a	p	e	L												
SPACE	22.7	20	21.2	17.6	13.2	20	20	21.2	19.4	19	19.4	19.4	13	21.2	4	22.7	248.6

COPY	O	N	L	Y	L		
SPACE	108.3	12.8	12.8	10	12.2	17.8	47.9


COPY	1	M	I	L	E	L			
SPACE	118.4	5.4	12	14.4	5.3	11	9	118.4	57.1

COPY						
SPACE						

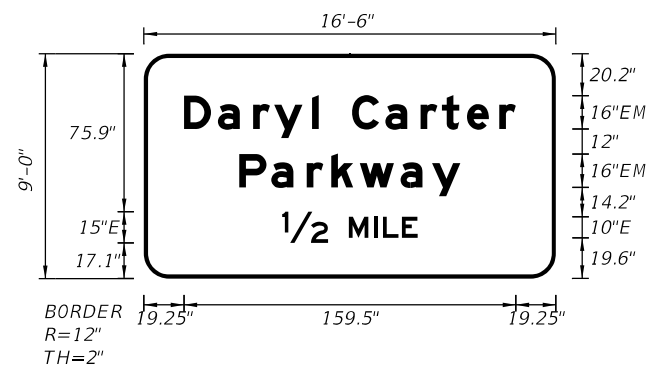
COPY						
SPACE						

COPY						
SPACE						

SIGN NAME	GS-14	QTY	1	SIGN NUMBER		STATION(S)	692+05
PANEL	BORDER						
WIDTH	19'-0"	WIDTH	2"				
HEIGHT	10'-0"	RADII	12"				
LEGEND	White	COLOR	White				
COLOR	Green / Green						
SYMBOL(S)	ANGLE	X	Y	WID	HT		



SIGN NAME	GS-15	QTY	1	SIGN NUMBER		STATION(S)	7093+01
PANEL	BORDER						
WIDTH	16'-6"	WIDTH	2"				
HEIGHT	9'-0"	RADII	12"				
LEGEND	White	COLOR	White				
COLOR	Green						
SYMBOL(S)	ANGLE	X	Y	WID	HT		



SIGN NUMBER	CLEARANCE	COLUMN SIZE	AVERAGE LENGTH
	Edge Of Lane		

SIGN NUMBER	CLEARANCE	COLUMN SIZE	AVERAGE LENGTH
	Edge Of Lane		

NO. OF LIGHT FIXTURES	FIXTURE SPACING	PHOTOMETRIC CURVE	WATT	VOLTAGE

NO. OF LIGHT FIXTURES	FIXTURE SPACING	PHOTOMETRIC CURVE	WATT	VOLTAGE

COPY	D	i	s	n	e	y		W	o	r	l	d	L		
SPACE	45.1	14.8	6.5	12.9	12.9	11.4	11.3	13.3	16.1	13.2	9.8	6.8	8.8	45.1	137.8

COPY	D	a	r	y	i	C	a	r	t	e	r	L			
SPACE	19.2	16.3	17	10.1	18.2	3.2	16	16	17	10.2	12	15.5	8	19.2	159.5

COPY	E	p	c	o	t	L		
SPACE	86.8	13.4	11.7	11.7	11.8	6.9	85.7	55.6

COPY	P	a	r	k	w	a	y	L		
SPACE	45.9	15.4	17	11.8	13.8	19.5	15.2	13.6	45.9	106.2

COPY	D	i	s	n	e	y	S	p	r	i	n	g	s	L			
SPACE	32.5	14.8	6.5	12.9	12.9	11.4	11.3	13.3	14.9	12.9	9.8	8	12.9	12.6	8.8	32.5	163.1

COPY	1/2	M	I	L	E	L			
SPACE	66.5	22	10	12	4.4	9.2	7.5	66.5	65.1

COPY	E	X	I	T	6	7	L			
SPACE	13	8.9	10.7	3.5	7.5	12	14.3	12.1	146	69

COPY						
SPACE						

COPY	3	1/4	M	I	L	E	S	L				
SPACE	118.8	12.1	7.5	22	12	12	4.4	9.2	8.9	8.1	13	96.2

COPY						
SPACE						

COPY						
SPACE						

COPY						
SPACE						

REVISIONS			
DATE	DESCRIPTION	DATE	DESCRIPTION

SUSANNE S. HERTZ, P.E. PE No. 49486
 Traffic Engineering Data Solutions, Inc.
 80 Spring Vista Drive Phone: 386.753.0558
 DeBary, FL 32713 Fax: 386.753.0778
 CERTIFICATION OF AUTHORIZATION # 27392


STATE OF FLORIDA DEPARTMENT OF TRANSPORTATION		
ROAD NO.	COUNTY	FINANCIAL PROJECT ID
SR 400	ORANGE	441113-1-52-01

GUIDE SIGN WORK SHEET

SHEET NO. S-34

PRELIMINARY: NOT FOR CONSTRUCTION

SIGN NAME	GS-16	QTY	I	SIGN NUMBER	STATION(S)
PANEL	BORDER				669+34
WIDTH	21'-0"	WIDTH	2"		
HEIGHT	9'-0"	RADII	12"		
LEGEND	White	COLOR	White		
COLOR	Green / Green				
SYMBOL(S)	ANGLE	X	Y	WID	HT
SIGN NUMBER	CLEARANCE	COLUMN SIZE	AVERAGE		LENGTH
	Edge Of Lane				



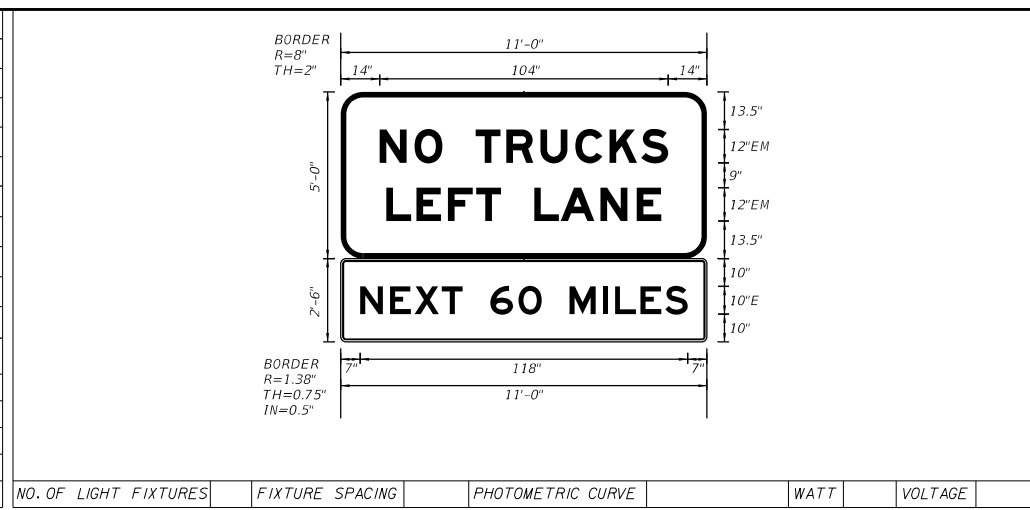
NO. OF LIGHT FIXTURES	FIXTURE SPACING	PHOTOMETRIC CURVE	WATT	VOLTAGE

COPY	D	i	s	n	e	y	W	o	r	i	d	L	SPACE										
	57.1	14.8	6.5	12.9	12.9	11.4	11.3	13.3	16.1	13.2	9.8	6.8	8.8	57.1	137.8								
COPY	A	n	i	m	a	i	K	i	n	g	d	o	m	L	SPACE								
	38.1	16.6	14.1	8	18.8	14.1	2.7	13.3	13.8	8	12.9	12.9	12.9	13.2	14.6	38.1	175.8						
COPY	W	i	d	e	W	o	r	i	d	o	f	S	p	o	r	t	s	L					
	13.7	17.3	6.8	12.9	8.8	13.3	16.1	13.2	9.8	6.8	8.8	13.3	11.8	5.6	13.3	14.9	11.7	13.2	8.5	9.7	8.8	13.7	224.5
COPY	E	x	i	t	6	5	L	SPACE															
	14	8.9	10.7	3.5	7.5	15	14.7	12.1	165.6	72.4													
COPY	4	M	i	L	E	S	L	SPACE															
	166.3	14.1	15	12	4.4	9.2	8.9	8.1	14	71.7													
COPY	SPACE																						

SIGN NAME	GS-17	QTY	I	SIGN NUMBER	STATION(S)
PANEL	BORDER				666+09
WIDTH	11'-0"	WIDTH	2"		
HEIGHT	5'-0"	RADII	8"		
LEGEND	Black	COLOR	Black		
COLOR	Yellow				
SYMBOL(S)	ANGLE	X	Y	WID	HT
SIGN NUMBER	CLEARANCE	COLUMN SIZE	AVERAGE		LENGTH
	Edge Of Lane				

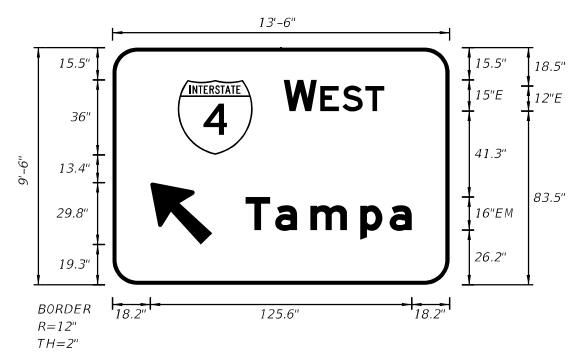
NO. OF LIGHT FIXTURES	FIXTURE SPACING	PHOTOMETRIC CURVE	WATT	VOLTAGE

COPY	N	O	T	R	U	C	K	S	L	SPACE						
	14	12.6	10.1	12	11	12.2	12.6	12.4	11.4	9.7	14	104				
COPY	L	E	F	T	L	A	N	E	L	SPACE						
	16.4	10.8	11.4	10.2	8.9	12	9.6	14.3	13.1	8.9	16.4	99.1				
COPY	N	E	X	T	6	O	M	I	L	E	S	L				
	7	10.7	8.9	9.8	7.5	10	10.1	8.4	10	12	4.4	9.2	8.9	8.1	7	118
COPY	SPACE															



NO. OF LIGHT FIXTURES	FIXTURE SPACING	PHOTOMETRIC CURVE	WATT	VOLTAGE

SIGN NAME	GS-18	QTY	I	SIGN NUMBER	STATION(S)
PANEL	BORDER				660+68
WIDTH	13'-6"	WIDTH	2"		
HEIGHT	9'-6"	RADII	12"		
LEGEND	White	COLOR	White		
COLOR	Green				
SYMBOL(S)	ANGLE	X	Y	WID	HT
M1_1	0	31.4	62.5	36	36
AR_Type A	45	18.2	19.4	24	37.8
SIGN NUMBER	CLEARANCE	COLUMN SIZE	AVERAGE		LENGTH
	Edge Of Lane				



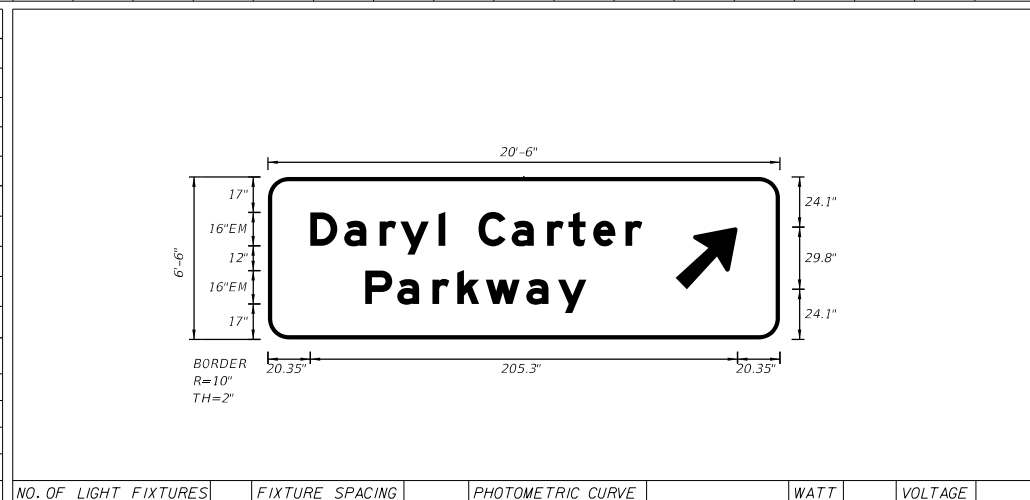
NO. OF LIGHT FIXTURES	FIXTURE SPACING	PHOTOMETRIC CURVE	WATT	VOLTAGE

COPY	W	E	S	T	L	SPACE		
	82.4	15.9	1.6	10.7	11	9	31.4	48.2
COPY	T	a	m	p	a	L	SPACE	
	64	14.2	17	24	14.1	10.6	18.2	79.8
COPY	SPACE							
COPY	SPACE							
COPY	SPACE							
COPY	SPACE							
COPY	SPACE							

SIGN NAME	GS-19	QTY	I	SIGN NUMBER	STATION(S)
PANEL	BORDER				660+68
WIDTH	20'-6"	WIDTH	2"		
HEIGHT	6'-6"	RADII	10"		
LEGEND	White	COLOR	White		
COLOR	Green				
SYMBOL(S)	ANGLE	X	Y	WID	HT
AR_Type A	315	195.9	24.1	24	37.8
SIGN NUMBER	CLEARANCE	COLUMN SIZE	AVERAGE		LENGTH
	Edge Of Lane				

NO. OF LIGHT FIXTURES	FIXTURE SPACING	PHOTOMETRIC CURVE	WATT	VOLTAGE

COPY	D	a	r	y	I	C	a	r	t	e	r	L	SPACE		
	20.4	16.3	17	10.1	18.2	3.2	16	16	17	10.2	12	15.5	8	66.1	159.5
COPY	P	a	r	k	w	a	y	L	SPACE						
	46.8	15.4	17	11.8	13.8	19.5	15.2	13.6	93	106.2					
COPY	SPACE														
COPY	SPACE														
COPY	SPACE														



NO. OF LIGHT FIXTURES	FIXTURE SPACING	PHOTOMETRIC CURVE	WATT	VOLTAGE

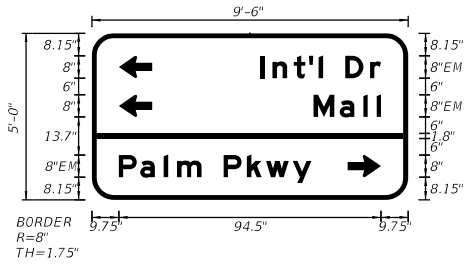
REVISIONS		SUSANNE S. HERTZ, P.E. PE No. 49486 Traffic Engineering Data Solutions, Inc. 80 Spring Vista Drive Phone: 386.753.0558 DeBary, FL 32713 Fax: 386.753.0778 CERTIFICATION OF AUTHORIZATION # 27392	STATE OF FLORIDA DEPARTMENT OF TRANSPORTATION			SHEET NO. S-35
DATE	DESCRIPTION		DATE	DESCRIPTION		

ROAD NO.	COUNTY	FINANCIAL PROJECT ID
SR 400	ORANGE	441113-1-52-01

GUIDE SIGN WORK SHEET

PRELIMINARY: NOT FOR CONSTRUCTION

SIGN NAME	GS-20	QTY	1	SIGN NUMBER		STATION(S)	
PANEL	BORDER					709+00	
WIDTH	9'-6"	WIDTH	1.75"				
HEIGHT	5'-0"	RADII	8"				
LEGEND	White	COLOR	White				
COLOR	Green						
SYMBOL(S)	ANGLE	X	Y	WID	HT		
AR_Type D	90	9.8	43.8	8	12		
AR_Type D	90	9.8	29.8	8	12		
AR_Type D	270	92.3	8.2	8	12		
SIGN NUMBER	CLEARANCE Edge Of Lane	COLUMN SIZE	AVERAGE LENGTH				



NO. OF LIGHT FIXTURES	FIXTURE SPACING	PHOTOMETRIC CURVE	WATT	VOLTAGE
-----------------------	-----------------	-------------------	------	---------

COPY	SPACE	60.8	4.3	7.7	5.4	3.5	1.6	8	8.9	4	9.8	43.4							
COPY	SPACE	79.9	9.4	8.5	4.8	1.6	9.8	24.3											
COPY	SPACE	9.8	7.7	8.5	4.8	8.8	8	8.4	6.9	9.6	6.8	34.8	69.4						
COPY	SPACE																		
COPY	SPACE																		

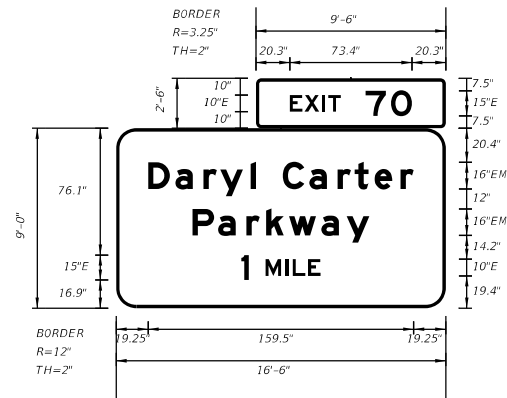
SIGN NAME	GS-21	QTY	1	SIGN NUMBER		STATION(S)	
PANEL	BORDER					717+00	
WIDTH	16'-6"	WIDTH	2"				
HEIGHT	9'-0"	RADII	12"				
LEGEND	White	COLOR	White				
COLOR	Green						
SYMBOL(S)	ANGLE	X	Y	WID	HT		
SIGN NUMBER	CLEARANCE Edge Of Lane	COLUMN SIZE	AVERAGE LENGTH				



NO. OF LIGHT FIXTURES	FIXTURE SPACING	PHOTOMETRIC CURVE	WATT	VOLTAGE
-----------------------	-----------------	-------------------	------	---------

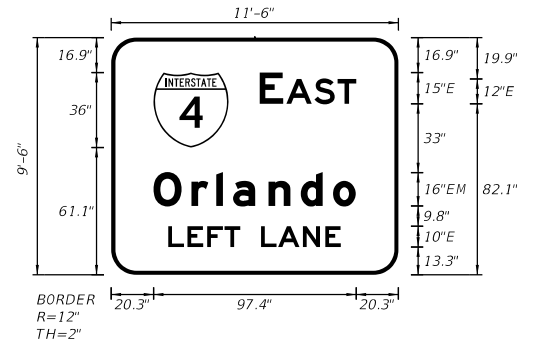
COPY	SPACE	20.3	8.9	10.7	3.5	7.5	15	15.2	12.6	20.3	73.4								
COPY	SPACE	19.2	16.3	17	10.1	18.2	3.2	16	16	17	10.2	12	15.5	8	19.2	159.5			
COPY	SPACE	45.9	15.4	17	11.8	13.8	19.5	15.2	13.6	45.9	106.2								
COPY	SPACE																		
COPY	SPACE																		

SIGN NAME	GS-22	QTY	1	SIGN NUMBER		STATION(S)	
PANEL	BORDER					743+40	
WIDTH	16'-6"	WIDTH	2"				
HEIGHT	9'-0"	RADII	12"				
LEGEND	White	COLOR	White				
COLOR	Green						
SYMBOL(S)	ANGLE	X	Y	WID	HT		
SIGN NUMBER	CLEARANCE Edge Of Lane	COLUMN SIZE	AVERAGE LENGTH				



NO. OF LIGHT FIXTURES	FIXTURE SPACING	PHOTOMETRIC CURVE	WATT	VOLTAGE
-----------------------	-----------------	-------------------	------	---------

SIGN NAME	GS-23	QTY	1	SIGN NUMBER		STATION(S)	
PANEL	BORDER					107+31	
WIDTH	11'-6"	WIDTH	2"				
HEIGHT	9'-6"	RADII	12"				
LEGEND	White	COLOR	White				
COLOR	Green						
SYMBOL(S)	ANGLE	X	Y	WID	HT		
M1_1	0	20.3	61.2	36	36		
SIGN NUMBER	CLEARANCE Edge Of Lane	COLUMN SIZE	AVERAGE LENGTH				



NO. OF LIGHT FIXTURES	FIXTURE SPACING	PHOTOMETRIC CURVE	WATT	VOLTAGE
-----------------------	-----------------	-------------------	------	---------

COPY	SPACE	20.3	8.9	10.7	3.5	7.5	15	15.2	12.6	20.3	73.4								
COPY	SPACE	19.2	16.3	17	10.1	18.2	3.2	16	16	17	10.2	12	15.5	8	19.2	159.5			
COPY	SPACE	45.9	15.4	17	11.8	13.8	19.5	15.2	13.6	45.9	106.2								
COPY	SPACE	75.2	4.5	10	12	4.4	9.2	7.5	75.2	47.6									
COPY	SPACE																		

COPY	SPACE	71.3	11.3	1.5	13.6	11	9	20.3	46.4										
COPY	SPACE	20.3	18.2	11.8	8.2	17	15.5	15.5	10.9	20.6	97.1								
COPY	SPACE	27.4	9.2	9.5	8.3	7.5	10	8.3	11.9	10.7	7.5	27.7	82.9						
COPY	SPACE																		
COPY	SPACE																		

REVISIONS			
DATE	DESCRIPTION	DATE	DESCRIPTION

SUSANNE S. HERTZ, P.E. PE No. 49486
Traffic Engineering Data Solutions, Inc.
80 Spring Vista Drive Phone: 386.753.0558
DeBary, FL 32713 Fax: 386.753.0778
CERTIFICATION OF AUTHORIZATION # 27392

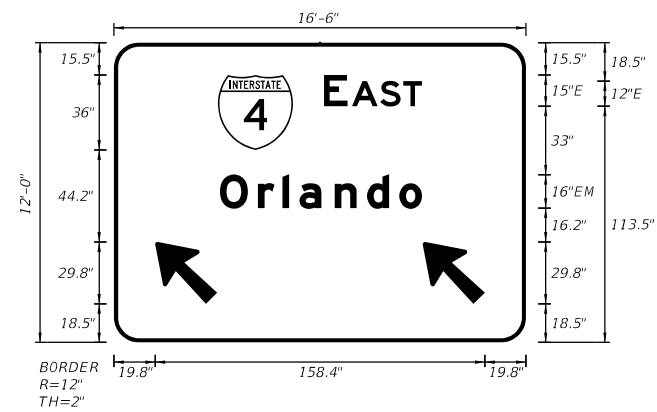
STATE OF FLORIDA DEPARTMENT OF TRANSPORTATION		
ROAD NO.	COUNTY	FINANCIAL PROJECT ID
SR 400	ORANGE	441113-1-52-01

GUIDE SIGN WORK SHEET

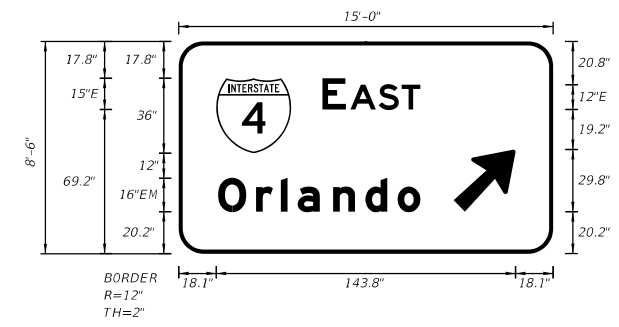
SHEET NO.
S-36

PRELIMINARY: NOT FOR CONSTRUCTION

SIGN NAME	GS-24	QTY		SIGN NUMBER		STATION(S)	
PANEL	BORDER					113+93	
WIDTH	16'-6"	WIDTH	2"				
HEIGHT	12'-0"	RADII	12"				
LEGEND	White	COLOR	White				
COLOR	Green						
SYMBOL(S)	ANGLE	X	Y	WID	HT		
M1_1	0	50	92.5	36	36		
AR_Type A	45	19.8	18.5	24	37.8		
AR_Type A	45	148.4	18.5	24	37.8		
SIGN NUMBER	CLEARANCE Edge Of Lane	COLUMN SIZE	AVERAGE LENGTH				



SIGN NAME	GS-25	QTY		SIGN NUMBER		STATION(S)	
PANEL	BORDER					120+36	
WIDTH	15'-0"	WIDTH	2"				
HEIGHT	8'-6"	RADII	12"				
LEGEND	White	COLOR	White				
COLOR	Green						
SYMBOL(S)	ANGLE	X	Y	WID	HT		
M1_1	0	18.1	48.3	36	36		
AR_Type A	315	132.1	20.3	24	37.8		
SIGN NUMBER	CLEARANCE Edge Of Lane	COLUMN SIZE	AVERAGE LENGTH				



NO. OF LIGHT FIXTURES	FIXTURE SPACING	PHOTOMETRIC CURVE	WATT	VOLTAGE

NO. OF LIGHT FIXTURES	FIXTURE SPACING	PHOTOMETRIC CURVE	WATT	VOLTAGE

COPY	E	A	S	T	L															
SPACE	101	11.3	2.2	13.6	11	9	50	47.1												
COPY	O	r	l	a	n	d	o	L												
SPACE	50.9	18.2	11.8	8.2	17	15.5	15.5	10.9	50	97.1										
COPY																				
SPACE																				
COPY																				
SPACE																				
COPY																				
SPACE																				

COPY	E	A	S	T	L															
SPACE	69.1	11.3	2.2	13.6	11	9	63.9	47.1												
COPY	O	r	l	a	n	d	o	L												
SPACE	19	18.2	11.8	8.2	17	15.5	15.5	10.9	63.9	97.1										
COPY																				
SPACE																				
COPY																				
SPACE																				
COPY																				
SPACE																				

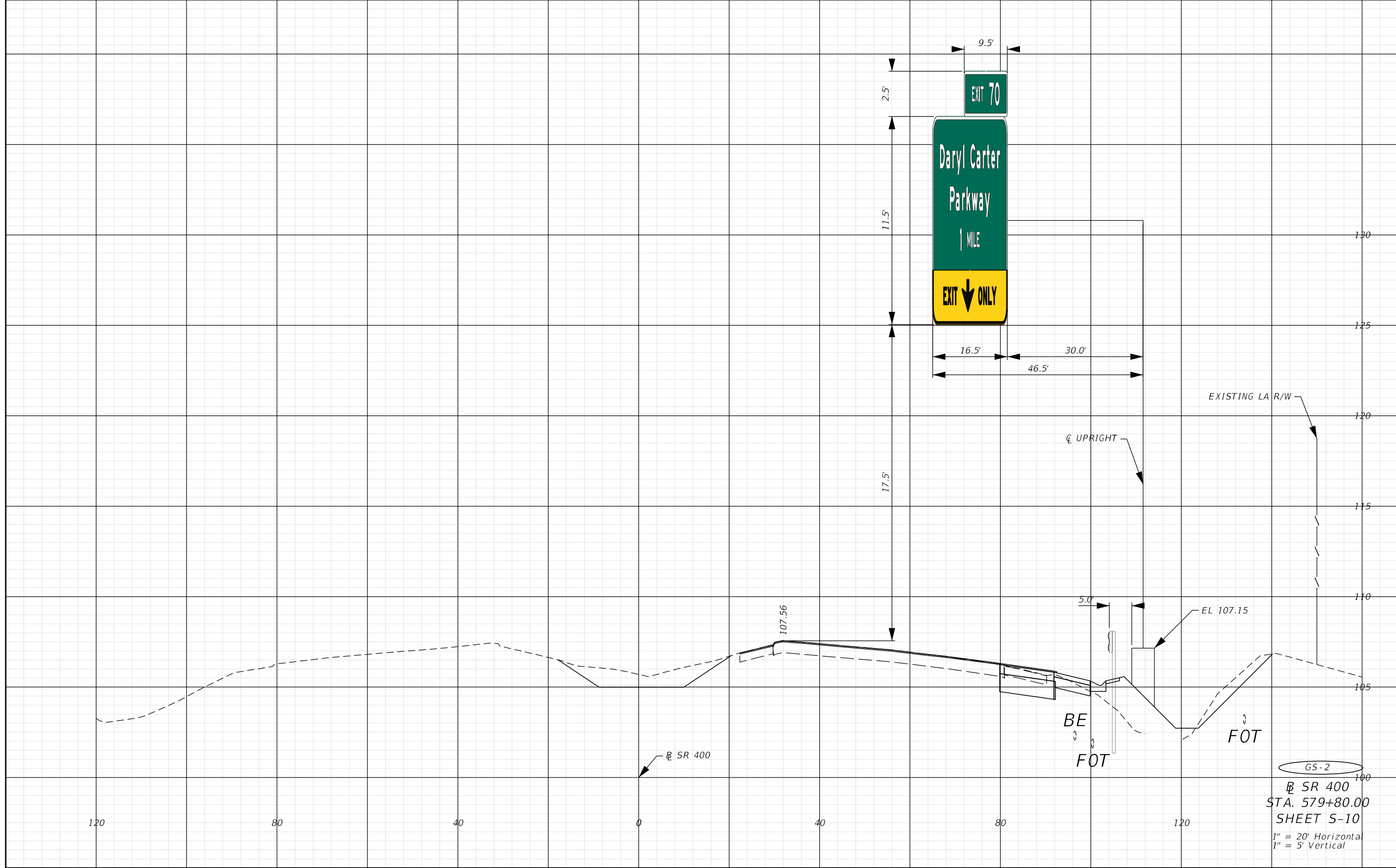
REVISIONS			
DATE	DESCRIPTION	DATE	DESCRIPTION

SUSANNE S. HERTZ, P.E. PE No. 49486
Traffic Engineering Data Solutions, Inc.
80 Spring Vista Drive Phone: 386.753.0558
DeBary, FL 32713 Fax: 386.753.0778
CERTIFICATION OF AUTHORIZATION # 27392

STATE OF FLORIDA DEPARTMENT OF TRANSPORTATION		
ROAD NO.	COUNTY	FINANCIAL PROJECT ID
SR 400	ORANGE	441113-1-52-01

GUIDE SIGN WORK SHEET		SHEET NO. S-37
------------------------------	--	--------------------------

PRELIMINARY: NOT FOR CONSTRUCTION



EXISTING LA R/W

☉ UPRIGHT

BE

FOT

FOT

EL 107.15

107.56

SR 400

GS-2

SR 400
STA. 579+80.00
SHEET S-10

1" = 20' Horizontal
1" = 5' Vertical

REVISIONS	
DATE	DESCRIPTION

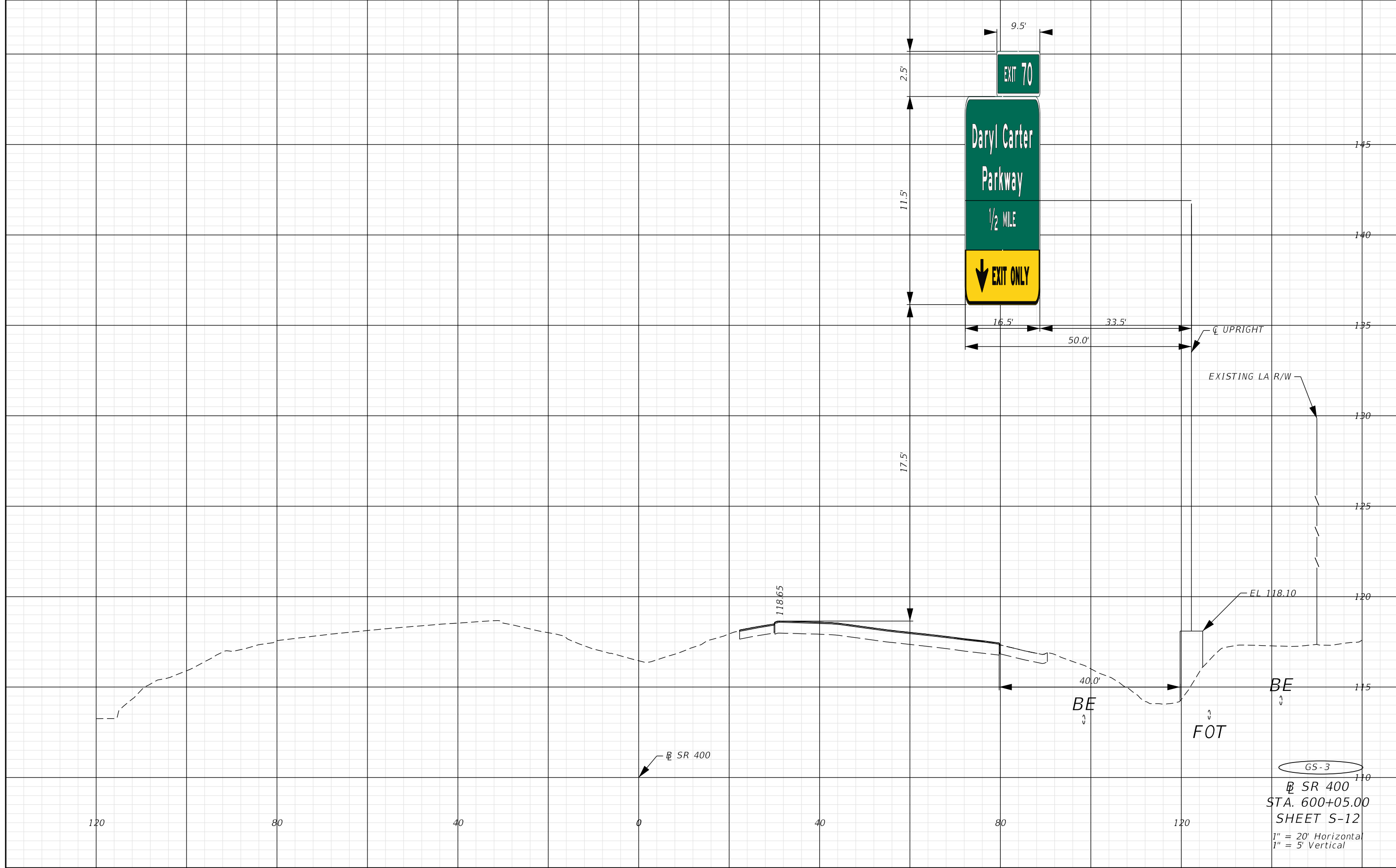
SUSANNE S. HERTZ, P.E. PE No. 49486
Traffic Engineering Data Solutions, Inc.
80 Spring Vista Drive Phone: 386.753.0558
DeBary, FL 32713 Fax: 386.753.0778
CERTIFICATION OF AUTHORIZATION # 27392

STATE OF FLORIDA DEPARTMENT OF TRANSPORTATION		
ROAD NO.	COUNTY	FINANCIAL PROJECT ID
SR 400	ORANGE	441113-1-52-01

SIGN CROSS SECTION

SHEET NO.
S-38

PRELIMINARY: NOT FOR CONSTRUCTION



GS-3
 SR 400
 STA. 600+05.00
 SHEET S-12
 1" = 20' Horizontal
 1" = 5' Vertical

REVISIONS	
DATE	DESCRIPTION

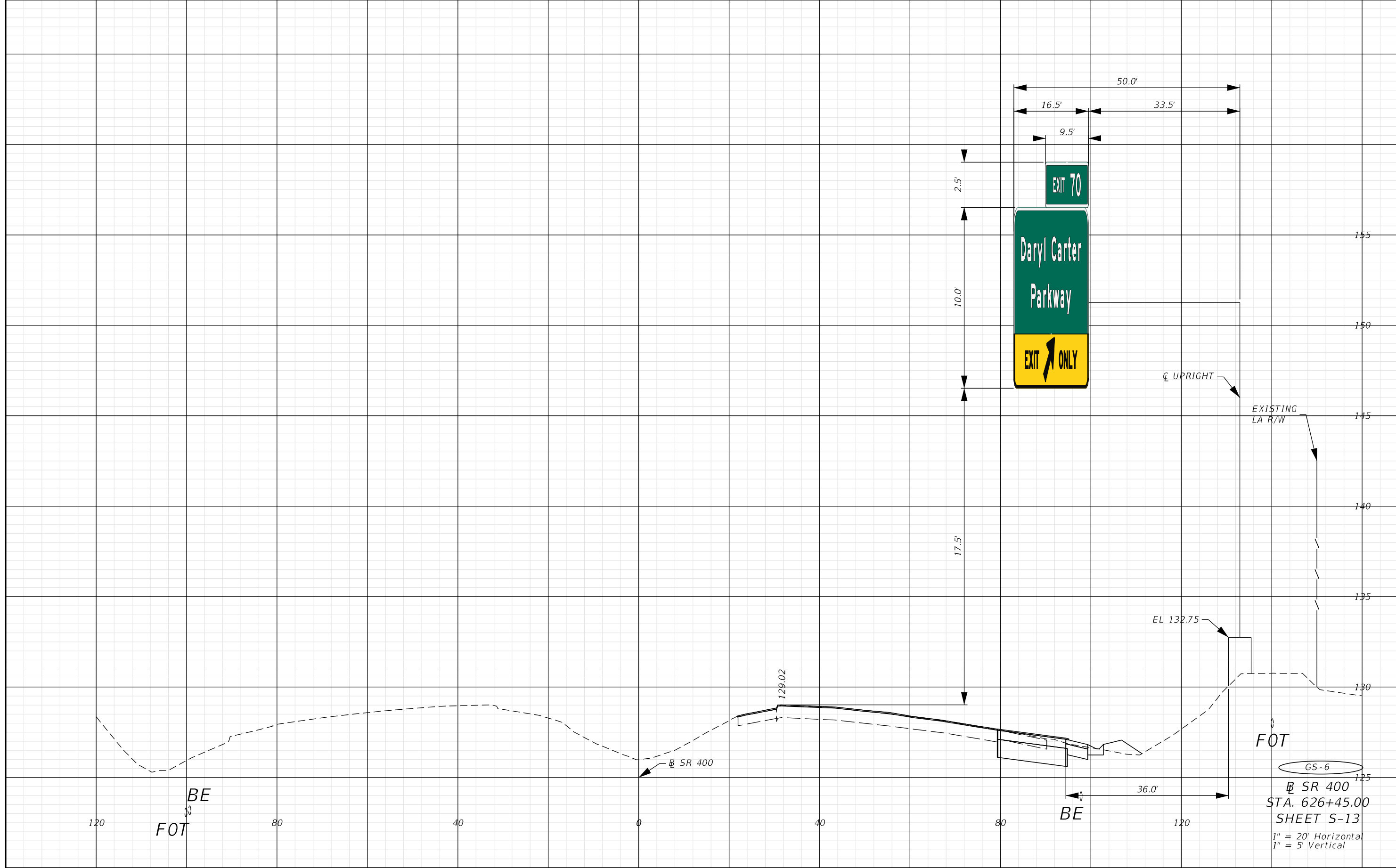
SUSANNE S. HERTZ, P.E. PE No. 49486
 Traffic Engineering Data Solutions, Inc.
 80 Spring Vista Drive Phone: 386.753.0558
 DeBary, FL 32713 Fax: 386.753.0778
 CERTIFICATION OF AUTHORIZATION # 27392

STATE OF FLORIDA DEPARTMENT OF TRANSPORTATION		
ROAD NO.	COUNTY	FINANCIAL PROJECT ID
SR 400	ORANGE	441113-1-52-01

SIGN CROSS SECTION

SHEET NO.
S-39

PRELIMINARY: NOT FOR CONSTRUCTION



GS-6
 SR 400
 STA. 626+45.00
 SHEET S-13
 1" = 20' Horizontal
 1" = 5' Vertical

REVISIONS			
DATE	DESCRIPTION	DATE	DESCRIPTION

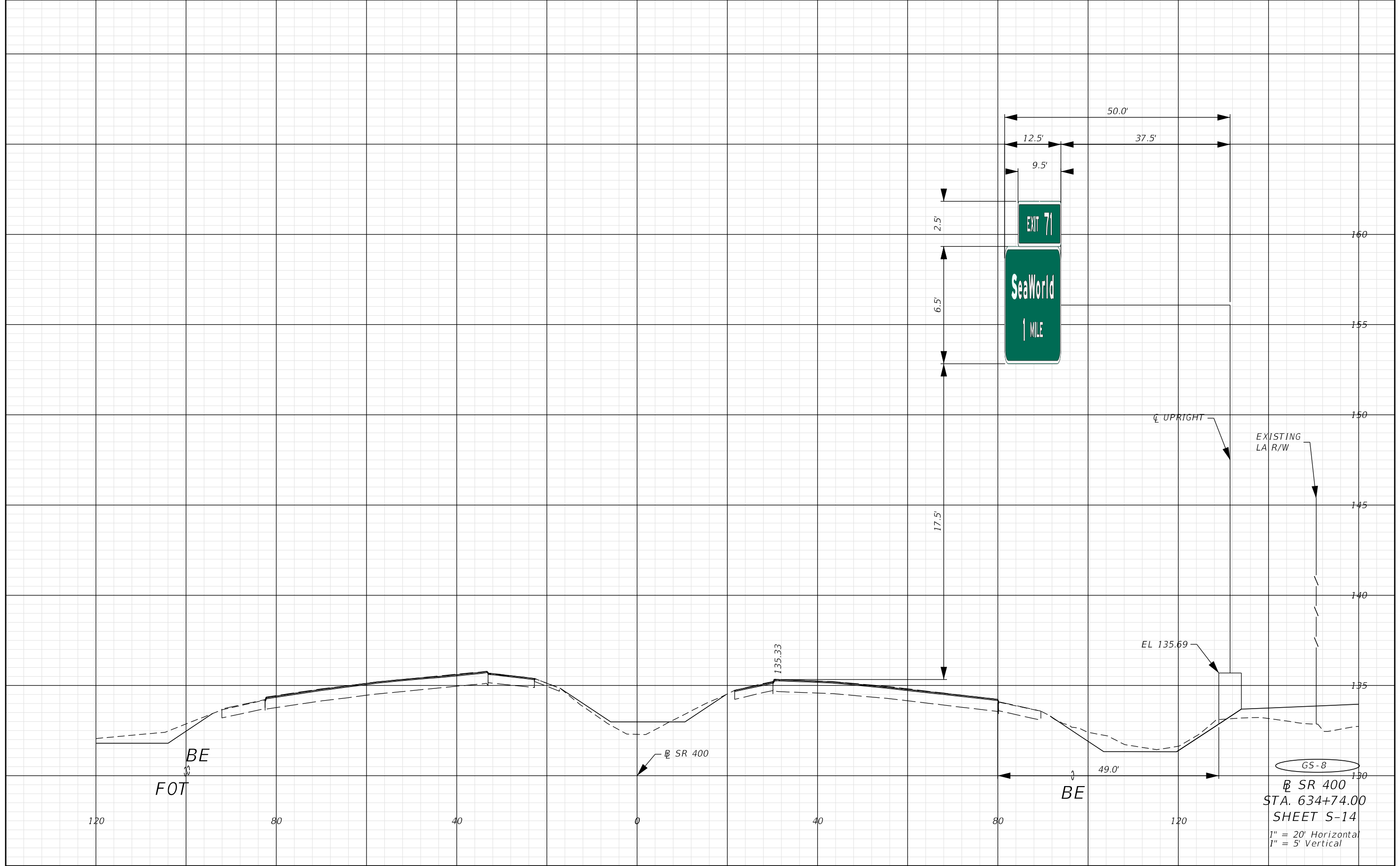
SUSANNE S. HERTZ, P.E. PE No. 49486
 Traffic Engineering Data Solutions, Inc.
 80 Spring Vista Drive Phone: 386.753.0558
 DeBary, FL 32713 Fax: 386.753.0778
 CERTIFICATION OF AUTHORIZATION # 27392

STATE OF FLORIDA DEPARTMENT OF TRANSPORTATION		
ROAD NO.	COUNTY	FINANCIAL PROJECT ID
SR 400	ORANGE	441113-1-52-01

SIGN CROSS SECTION

SHEET NO.
S-40

PRELIMINARY: NOT FOR CONSTRUCTION



GS-8
 BE SR 400
 STA. 634+74.00
 SHEET S-14
 1" = 20' Horizontal
 1" = 5' Vertical

REVISIONS	
DATE	DESCRIPTION

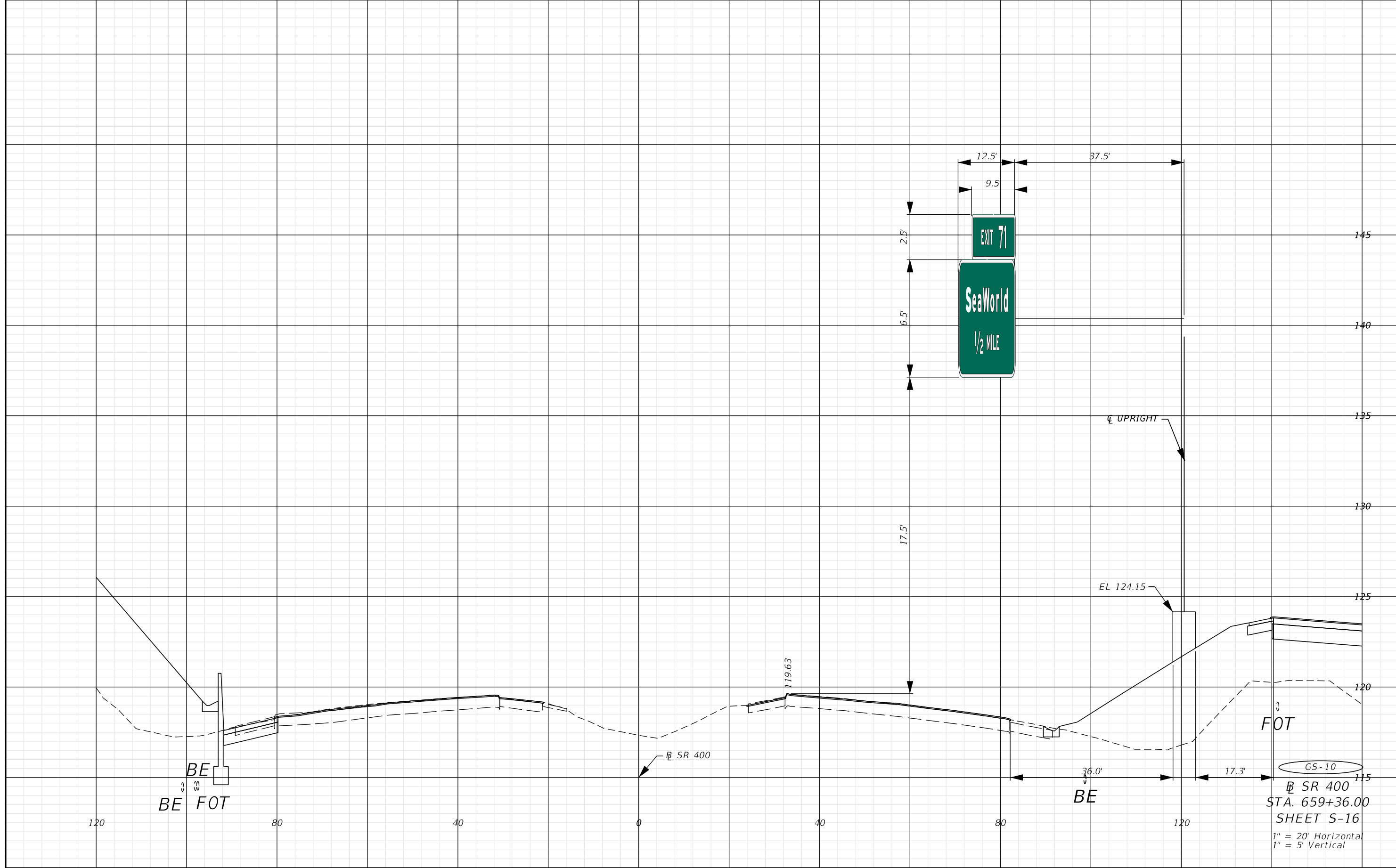
SUSANNE S. HERTZ, P.E. PE No. 49486
 Traffic Engineering Data Solutions, Inc.
 80 Spring Vista Drive Phone: 386.753.0558
 DeBary, FL 32713 Fax: 386.753.0778
 CERTIFICATION OF AUTHORIZATION # 27392

STATE OF FLORIDA DEPARTMENT OF TRANSPORTATION		
ROAD NO.	COUNTY	FINANCIAL PROJECT ID
SR 400	ORANGE	441113-1-52-01

SIGN CROSS SECTION

SHEET NO.
S-41

PRELIMINARY: NOT FOR CONSTRUCTION



REVISIONS	
DATE	DESCRIPTION

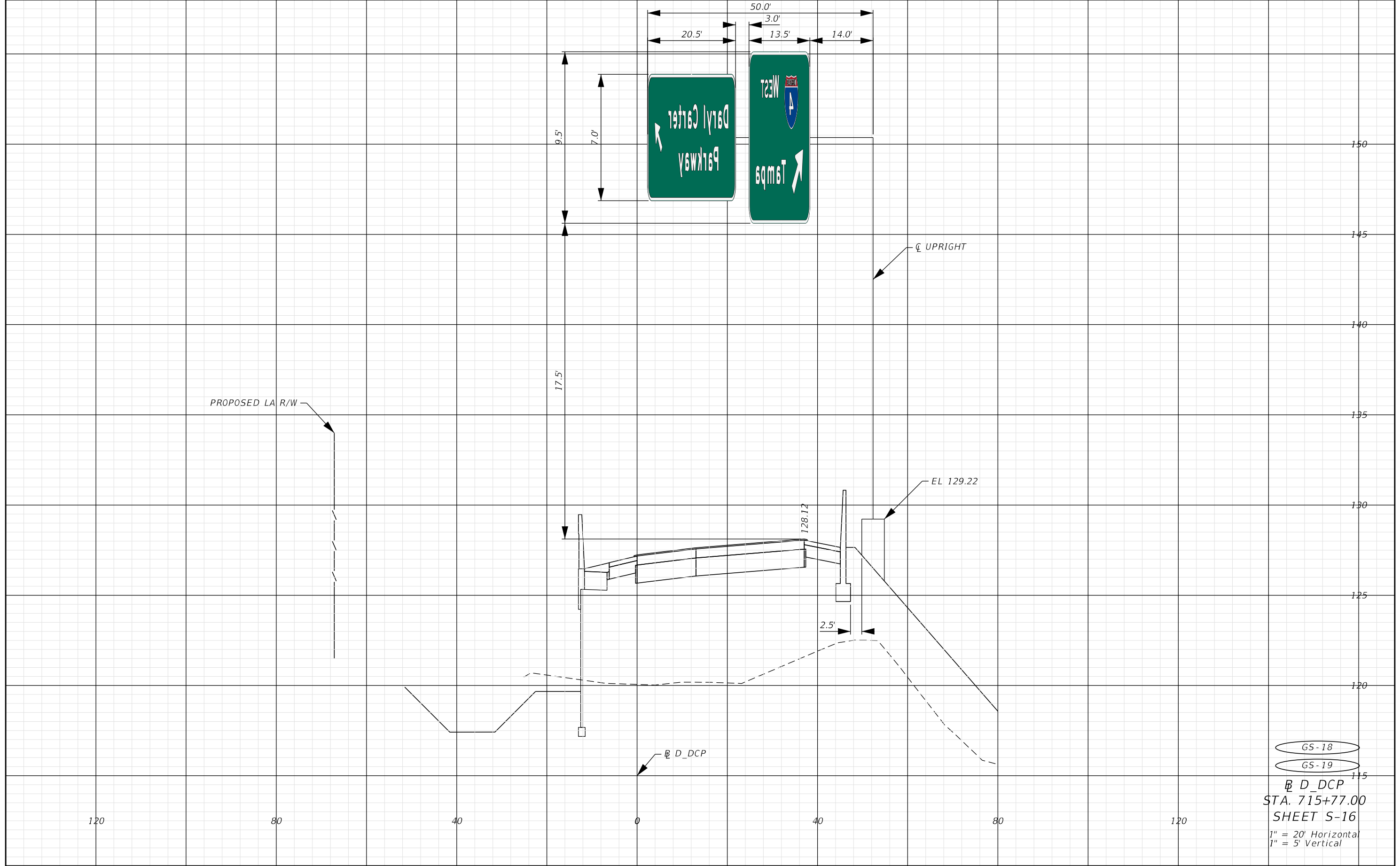
SUSANNE S. HERTZ, P.E. PE No. 49486
 Traffic Engineering Data Solutions, Inc.
 80 Spring Vista Drive Phone: 386.753.0558
 DeBary, FL 32713 Fax: 386.753.0778
 CERTIFICATION OF AUTHORIZATION # 27392

STATE OF FLORIDA DEPARTMENT OF TRANSPORTATION		
ROAD NO.	COUNTY	FINANCIAL PROJECT ID
SR 400	ORANGE	441113-1-52-01

SIGN CROSS SECTION

SHEET NO.
S-42

PRELIMINARY: NOT FOR CONSTRUCTION



GS-18
 GS-19
 D_DCP
 STA. 715+77.00
 SHEET S-16
 1" = 20' Horizontal
 1" = 5' Vertical

REVISIONS	
DATE	DESCRIPTION

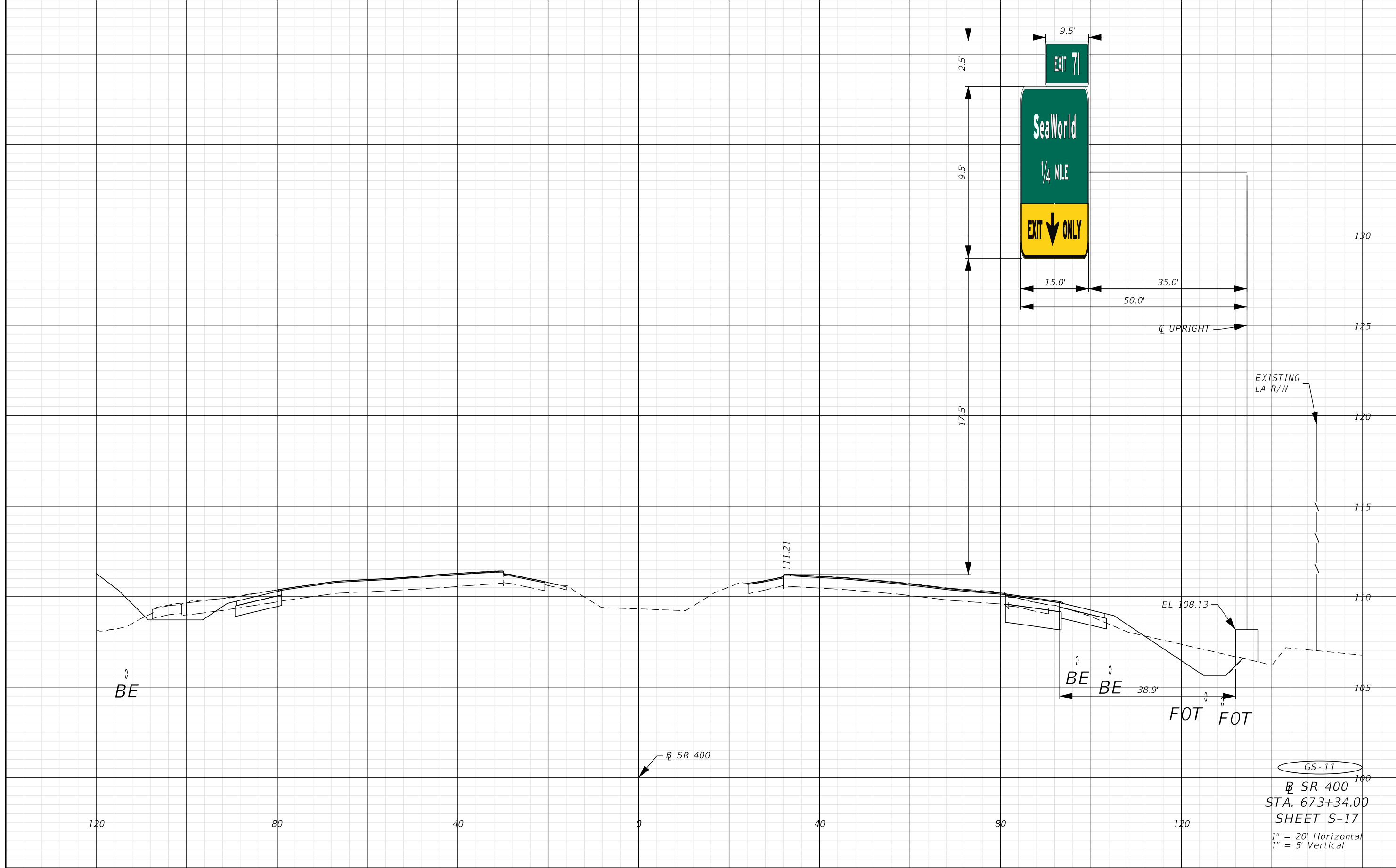
SUSANNE S. HERTZ, P.E. PE No. 49486
 Traffic Engineering Data Solutions, Inc.
 80 Spring Vista Drive Phone: 386.753.0558
 DeBary, FL 32713 Fax: 386.753.0778
 CERTIFICATION OF AUTHORIZATION # 27392

STATE OF FLORIDA DEPARTMENT OF TRANSPORTATION		
ROAD NO.	COUNTY	FINANCIAL PROJECT ID
SR 400	ORANGE	441113-1-52-01

SIGN CROSS SECTION

SHEET NO.
S-43

PRELIMINARY: NOT FOR CONSTRUCTION



EXISTING
LA R/W

EL 108.13

BE BE

FOT FOT

GS-11
SR 400
STA. 673+34.00
SHEET S-17
1" = 20' Horizontal
1" = 5' Vertical

REVISIONS	
DATE	DESCRIPTION

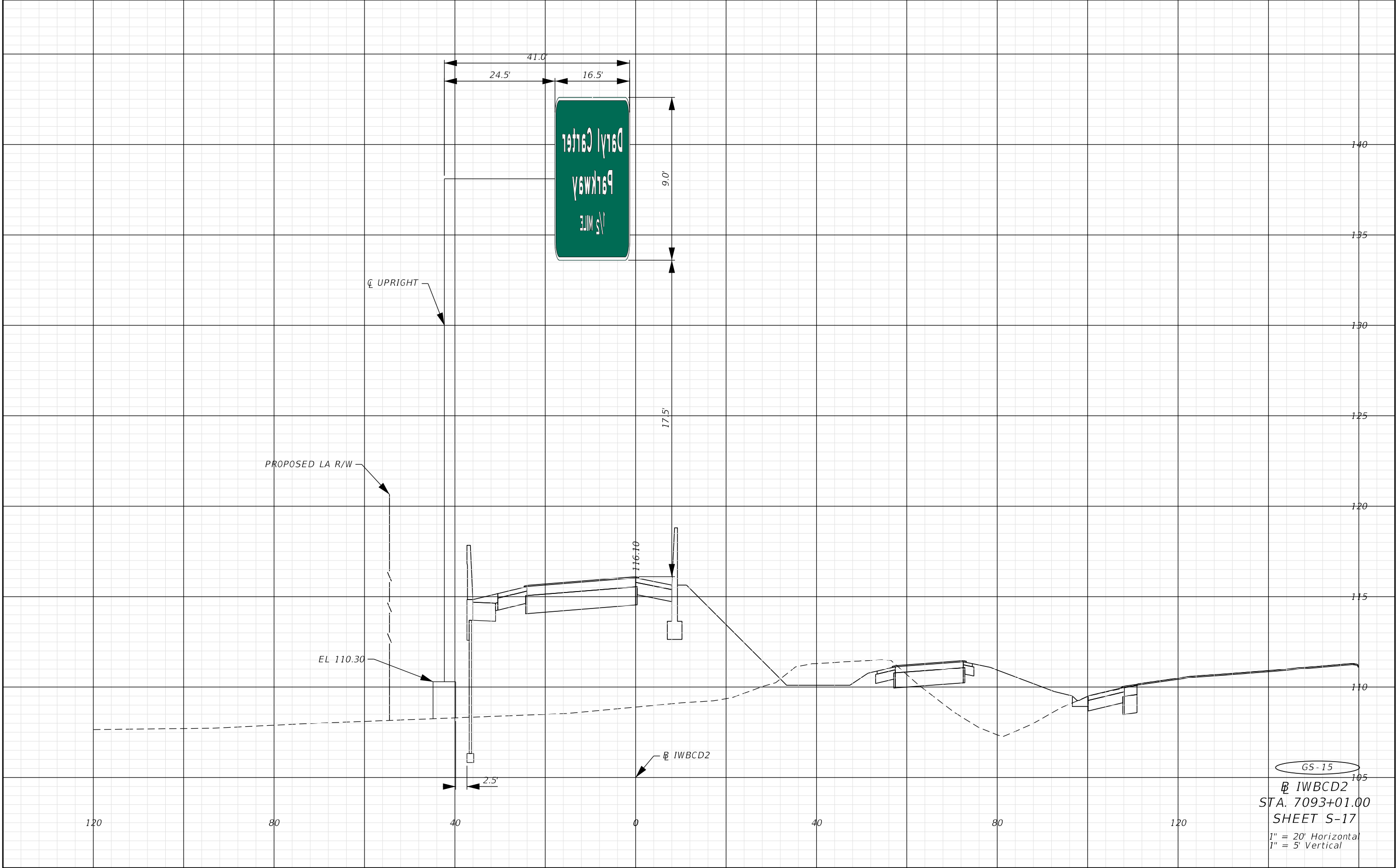
SUSANNE S. HERTZ, P.E. PE No. 49486
Traffic Engineering Data Solutions, Inc.
80 Spring Vista Drive Phone: 386.753.0558
DeBary, FL 32713 Fax: 386.753.0778
CERTIFICATION OF AUTHORIZATION # 27392

STATE OF FLORIDA DEPARTMENT OF TRANSPORTATION		
ROAD NO.	COUNTY	FINANCIAL PROJECT ID
SR 400	ORANGE	441113-1-52-01

SIGN CROSS SECTION

SHEET NO.
S-44

PRELIMINARY: NOT FOR CONSTRUCTION



GS-15
 IWBCD2
 STA. 7093+01.00
 SHEET S-17
 1" = 20' Horizontal
 1" = 5' Vertical

REVISIONS	
DATE	DESCRIPTION

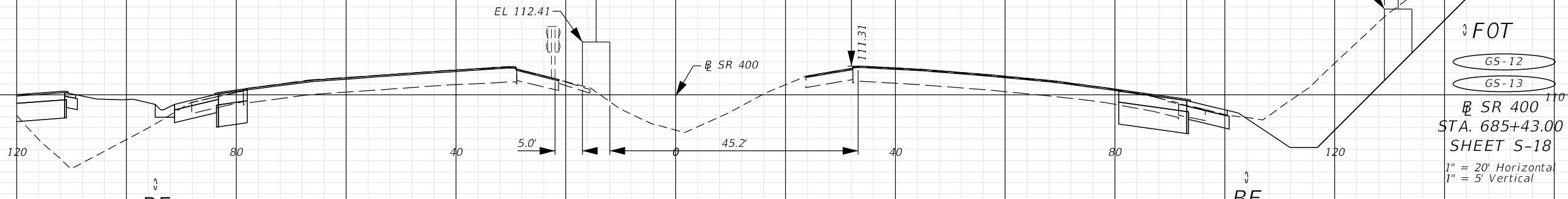
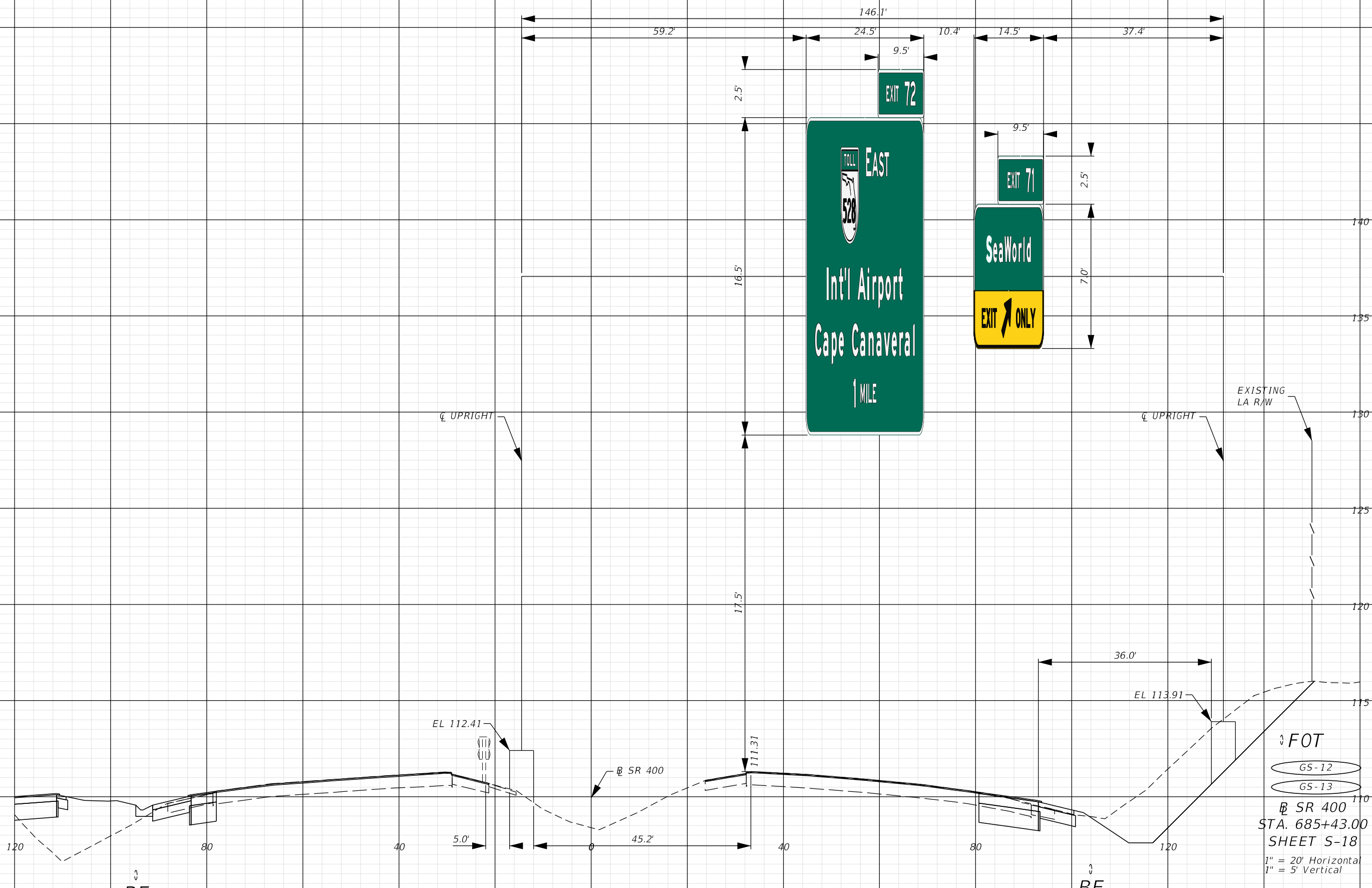
SUSANNE S. HERTZ, P.E. PE No. 49486
 Traffic Engineering Data Solutions, Inc.
 80 Spring Vista Drive Phone: 386.753.0558
 DeBary, FL 32713 Fax: 386.753.0778
 CERTIFICATION OF AUTHORIZATION # 27392

STATE OF FLORIDA DEPARTMENT OF TRANSPORTATION		
ROAD NO.	COUNTY	FINANCIAL PROJECT ID
SR 400	ORANGE	441113-1-52-01

SIGN CROSS SECTION

SHEET NO.
S-45

PRELIMINARY: NOT FOR CONSTRUCTION



↓ FOT
 GS-12
 GS-13
 SR 40
 STA. 685+43.00
 SHEET S-18
 1" = 20' Horizontal
 1" = 5' Vertical

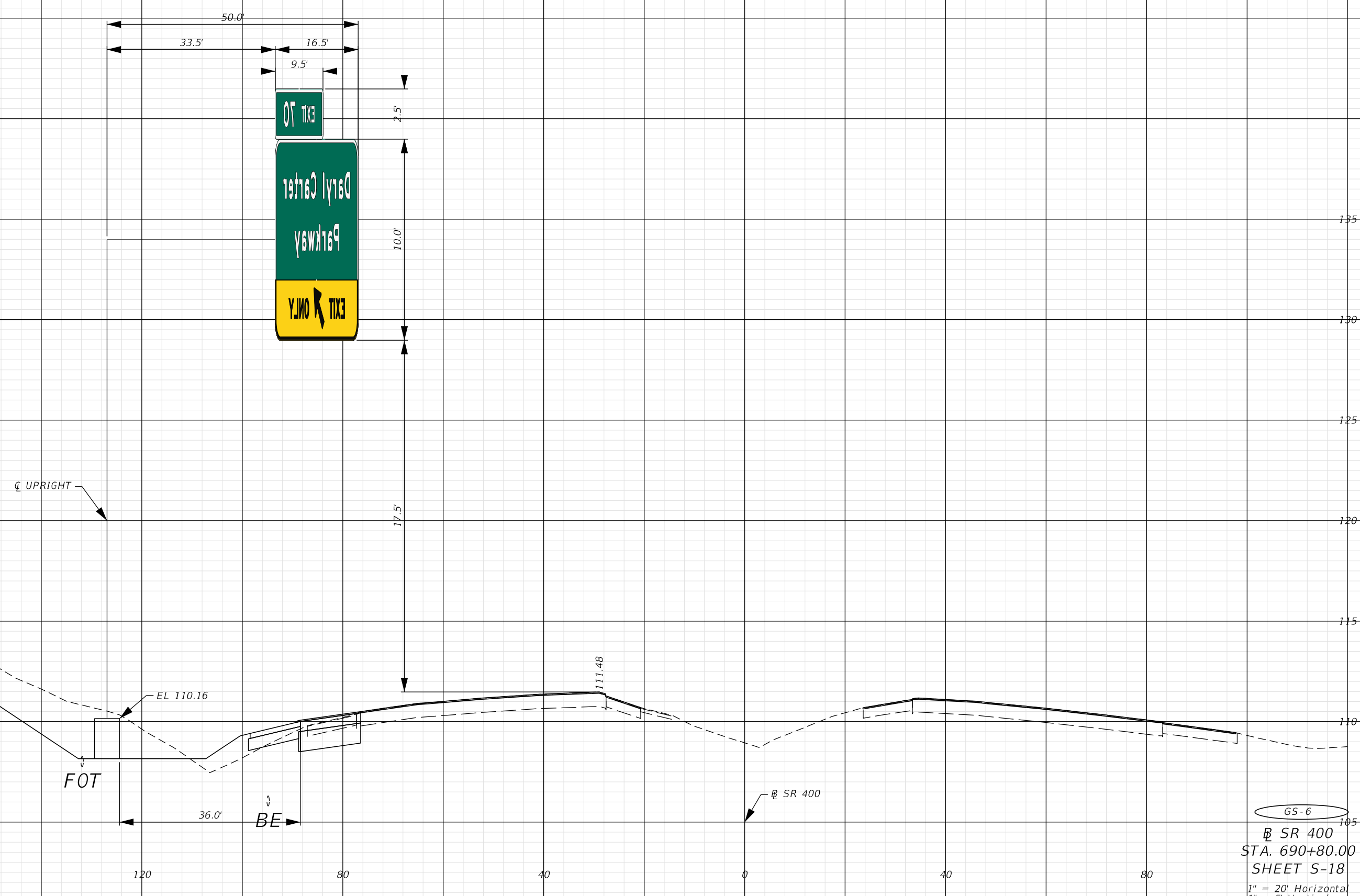
DATE		DESCRIPTION	

SUSANNE S. HERTZ, P.E. PE No. 49486
 Traffic Engineering Data Solutions, Inc.
 80 Spring Vista Drive Phone: 386.753.0558
 DeBary, FL 32713 Fax: 386.753.0778
 CERTIFICATION OF AUTHORIZATION # 27392

STATE OF FLORIDA DEPARTMENT OF TRANSPORTATION		
ROAD NO.	COUNTY	FINANCIAL PROJECT ID
SR 400	ORANGE	441113-1-52-01

SIGN CROSS SECTION
 SHEET NO.
 S-46

PRELIMINARY: NOT FOR CONSTRUCTION



GS-6
 SR 400
 STA. 690+80.00
 SHEET S-18
 1" = 20' Horizontal
 1" = 5' Vertical

REVISIONS			
DATE	DESCRIPTION	DATE	DESCRIPTION

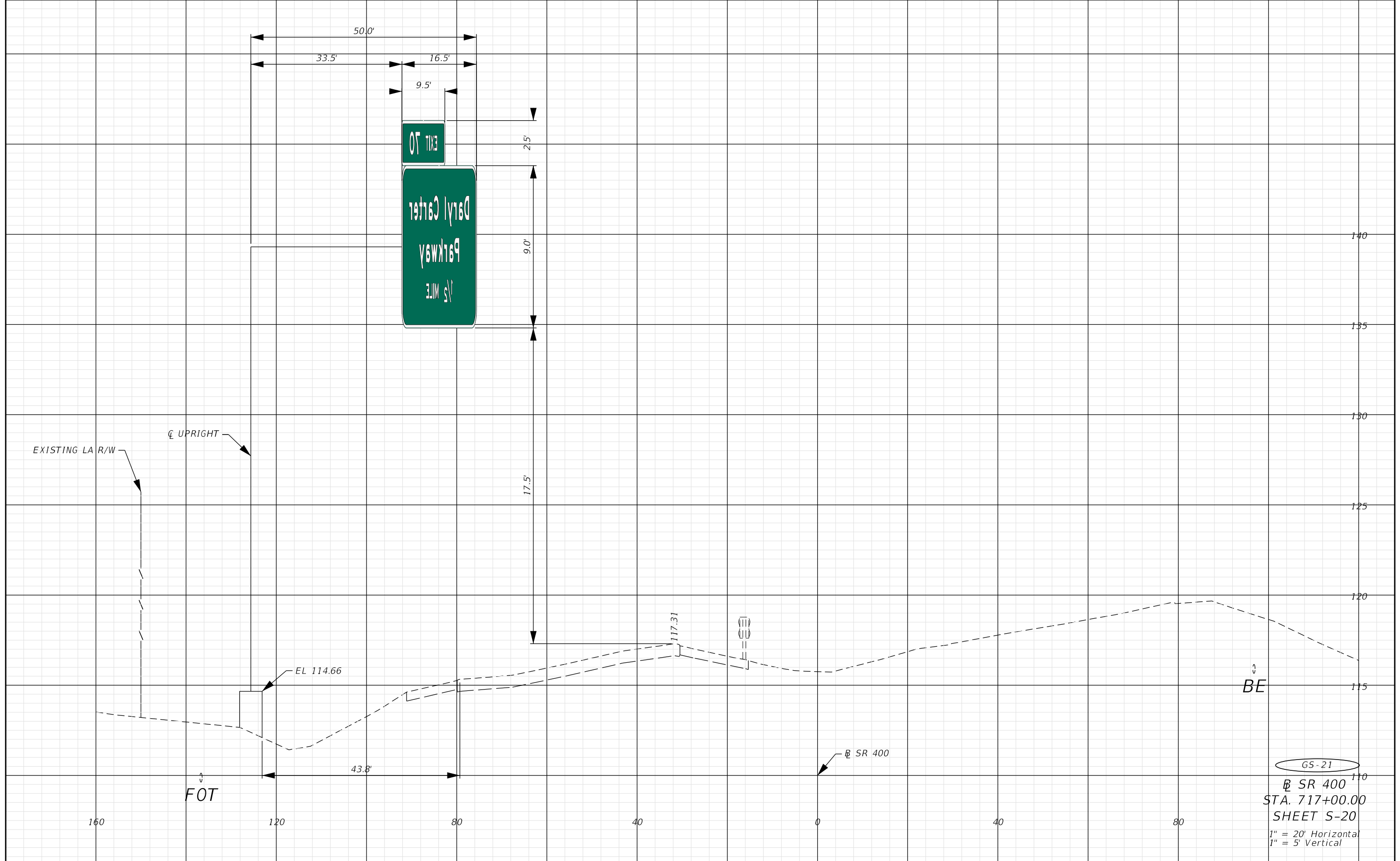
SUSANNE S. HERTZ, P.E. PE No. 49486
 Traffic Engineering Data Solutions, Inc.
 80 Spring Vista Drive Phone: 386.753.0558
 DeBary, FL 32713 Fax: 386.753.0778
 CERTIFICATION OF AUTHORIZATION # 27392

STATE OF FLORIDA DEPARTMENT OF TRANSPORTATION		
ROAD NO.	COUNTY	FINANCIAL PROJECT ID
SR 400	ORANGE	441113-1-52-01

SIGN CROSS SECTION

SHEET NO.
S-47

PRELIMINARY: NOT FOR CONSTRUCTION



REVISIONS			
DATE	DESCRIPTION	DATE	DESCRIPTION

SUSANNE S. HERTZ, P.E. PE No. 49486
 Traffic Engineering Data Solutions, Inc.
 80 Spring Vista Drive Phone: 386.753.0558
 DeBary, FL 32713 Fax: 386.753.0778
 CERTIFICATION OF AUTHORIZATION # 27392


STATE OF FLORIDA DEPARTMENT OF TRANSPORTATION		
ROAD NO.	COUNTY	FINANCIAL PROJECT ID
SR 400	ORANGE	441113-1-52-01

SIGN CROSS SECTION

SHEET NO.
S-48

GS-21
 SR 400
 STA. 717+00.00
 SHEET S-20
 1" = 20' Horizontal
 1" = 5' Vertical

PRELIMINARY: NOT FOR CONSTRUCTION



140
135
130
125
120
115

GS-22
SR 400
STA. 743+40.00
SHEET S-22
1" = 20' Horizontal
1" = 5' Vertical

REVISIONS			
DATE	DESCRIPTION	DATE	DESCRIPTION


SUSANNE S. HERTZ, P.E. PE No. 49486
Traffic Engineering Data Solutions, Inc.
80 Spring Vista Drive Phone: 386.753.0558
DeBary, FL 32713 Fax: 386.753.0778
CERTIFICATION OF AUTHORIZATION # 27392

STATE OF FLORIDA DEPARTMENT OF TRANSPORTATION		
ROAD NO.	COUNTY	FINANCIAL PROJECT ID
SR 400	ORANGE	441113-1-52-01

SIGN CROSS SECTION

SHEET NO.
S-49

PRELIMINARY: NOT FOR CONSTRUCTION



GS-24
 CL DCP
 STA. 113+93.00
 SHEET S-28
 1" = 20' Horizontal
 1" = 10' Vertical

REVISIONS	
DATE	DESCRIPTION

SUSANNE S. HERTZ, P.E. PE No. 49486
 Traffic Engineering Data Solutions, Inc.
 80 Spring Vista Drive Phone: 386.753.0558
 DeBary, FL 32713 Fax: 386.753.0778
 CERTIFICATION OF AUTHORIZATION # 27392

STATE OF FLORIDA DEPARTMENT OF TRANSPORTATION		
ROAD NO.	COUNTY	FINANCIAL PROJECT ID
SR 400	ORANGE	441113-1-52-01

SIGN CROSS SECTION

SHEET NO.
S-50

PRELIMINARY: NOT FOR CONSTRUCTION