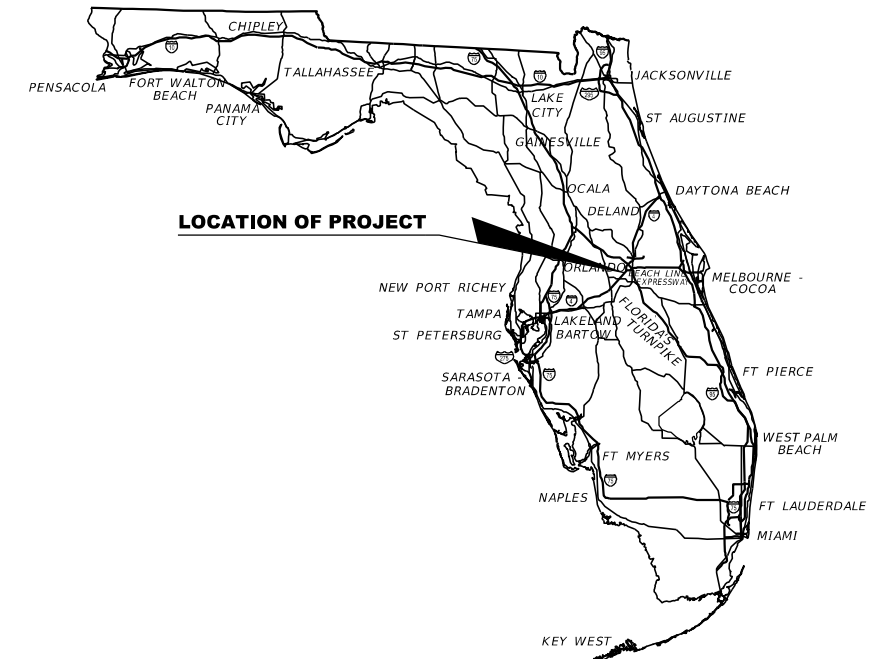


*STATE OF FLORIDA*  
*DEPARTMENT OF TRANSPORTATION*

*CONTRACT PLANS*

FINANCIAL PROJECT ID 441113-1-52-01  
(FEDERAL FUNDS)  
ORANGE COUNTY (75280)  
STATE ROAD NO. 400 (I-4)



**INDEX OF ITS PLANS**

SHEET NO.	SHEET DESCRIPTION
IT-1	KEY SHEET
IT-1A	NOTES TO REVIEWERS
IT-2	SIGNATURE SHEET
IT-3 - IT-4	TABULATION OF QUANTITIES
IT-5	POLE DATA SHEET
IT-6 - IT-8	PROJECT LAYOUT
IT-9	GENERAL NOTES
IT-10	LEGENDS
IT-11 - IT-27	ITS PLAN SHEETS
IT-28 - IT-30	POWER SERVICE DETAILS
IT-31 - IT-32	ITS MOUNTING DETAILS
IT-33	CLEAR ZONE DETAIL
IT-34	DIRECTIONAL BORE DETAIL
IT-35 - IT-37	PULL BOX AND CONDUIT DETAILS
IT-38	CONCRETE APRON DETAIL
IT-39	ROUTE MARKER DETAIL
IT-40 - IT-41	CABINET DETAILS
IT-42	LOCAL HUB ETHERNET SWITCH DETAIL
IT-43 - IT-44	WIRING DIAGRAMS
IT-45 - IT-52	SPLICING DIAGRAMS

60% (PHASE I)

**ITS PLANS  
ENGINEER OF RECORD:**


PATRICK ROBERT O'SHEA, P.E.  
P.E. NO.: 81435  
AECOM Technical Services, Inc.  
150 North Orange Avenue, Suite 200  
Orlando, FL. 32801  
T 407.843.6552 F 407.839.1789  
Certificate of Authorization No. 8115

**FDOT PROJECT MANAGER:**

Kevin Moss, PE

CONSTRUCTION CONTRACT NO.	FISCAL YEAR	SHEET NO.
TBD	21	IT-1

PRELIMINARY: NOT FOR CONSTRUCTION



THIS DOCUMENT HAS BEEN DIGITALLY  
SIGNED AND SEALED BY:



PRINTED COPIES OF THIS DOCUMENT ARE  
NOT CONSIDERED SIGNED AND SEALED.  
THE SIGNATURE MUST BE VERIFIED  
ON THE ELECTRONIC DOCUMENTS.

AECOM Technical Services, Inc.  
150 NORTH ORANGE AVENUE, SUITE 200  
ORLANDO, FL 32801  
CERTIFICATE OF AUTHORIZATION: 8115  
PATRICK ROBERT O'SHEA, P.E. NO. 81435

THE ABOVE NAMED PROFESSIONAL ENGINEER SHALL BE RESPONSIBLE FOR THE  
FOLLOWING SHEETS IN ACCORDANCE WITH RULE 61G15-23.004, F.A.C.

ITS PLANS

SHEET NO.	SHEET DESCRIPTION
IT-1	KEY SHEET
IT-1A	NOTES TO REVIEWERS
IT-2	SIGNATURE SHEET
IT-3 - IT-4	TABULATION OF QUANTITIES
IT-5	POLE DATA SHEET
IT-6 - IT-8	PROJECT LAYOUT
IT-9	GENERAL NOTES
IT-10	LEGENDS
IT-11 - IT-27	ITS PLAN SHEETS
IT-28 - IT-30	POWER SERVICE DETAILS
IT-31 - IT-32	ITS MOUNTING DETAILS
IT-33	CLEAR ZONE DETAIL
IT-34	DIRECTIONAL BORE DETAIL
IT-35 - IT-37	PULL BOX AND CONDUIT DETAILS
IT-38	CONCRETE APRON DETAIL
IT-39	ROUTE MARKER DETAIL
IT-40 - IT-41	CABINET DETAILS
IT-42	LOCAL HUB ETHERNET SWITCH DETAIL
IT-43 - IT-44	WIRING DIAGRAMS
IT-45 - IT-52	SPLICING DIAGRAMS

NOTES TO REVIEWERS

1. SPLICING DIAGRAMS WILL BE UPDATED UPON FINAL COORDINATION WITH THE DEPARTMENT.

REVISIONS				AECOM Technical Services, Inc. 150 North Orange Avenue, Suite 200 Orlando, FL 32801 C.A. No. 8115 Patrick Robert O'Shea, P.E. No. 81435	STATE OF FLORIDA DEPARTMENT OF TRANSPORTATION			SIGNATURE SHEET	SHEET NO.
DATE	DESCRIPTION	DATE	DESCRIPTION		ROAD NO.	COUNTY	FINANCIAL PROJECT ID		IT-2
					SR 400	ORANGE	441113-1-52-01		

PAY ITEM NO.	DESCRIPTION	UNIT	SHEET NUMBERS																				TOTAL THIS SHEET		GRAND TOTAL		REF. SHEET
			IT-11		IT-12		IT-13		IT-14		IT-15		IT-16		IT-17		IT-18		IT-19		IT-20		PLAN	FINAL	PLAN	FINAL	
			PLAN	FINAL	PLAN	FINAL	PLAN	FINAL	PLAN	FINAL	PLAN	FINAL	PLAN	FINAL	PLAN	FINAL	PLAN	FINAL	PLAN	FINAL							
630-2-11	CONDUITS, FURNISH & INSTALL, OPEN TRENCH	LF																									
630-2-12	CONDUITS, FURNISH & INSTALL, DIRECTIONAL BORE	LF																									
633-1-121	FIBER OPTIC CABLE, F&I, UNDERGROUND, 12 MM	LF																									
633-1-123	FIBER OPTIC CABLE, F&I, UNDERGROUND, 72 SM	LF																									
633-2-31	FIBER OPTIC CONN, INSTALL, SPLICE	EA																									
633-3-11	FIBER OPTIC CONN HARDWARE, F&I, SPLICE ENCLOSURE	EA																									
633-3-12	FIBER OPTIC CONN HARDWARE, F&I, SPLICE TRAY	EA																									
633-3-15	FIBER OPTIC CONNECTION HARDWARE, F&I, PRETERMINATED PATCH PANEL	EA																									
633-3-51	FIBER OPTIC CONN HARDWARE, ADJUST/MODIFY, SPLICE ENCLOSURE	EA																									
633-3-52	FIBER OPTIC CONN HARDWARE, ADJUST/MODIFY, SPLICE TRAY	EA																									
633-3-55	FIBER OPTIC CONNECTION HARDWARE, ADJUST/MODIFY PATCH PANEL, PRETERMINATED	EA																									
635-2-12	PULL & SPLICE BOX, F&I, 24" X 36" COVER SIZE	EA																									
635-2-13	PULL & SPLICE BOX, F&I, 36" ROUND	EA																									
639-3-11	ELECTRICAL SERVICE DISCONNECT, F&I, POLE MOUNT	EA																									
641-2-14	PRESTRESSED CONCRETE POLE, F&I, TYPE P-IV	EA																									
660-3-41	VEHICLE DETECTION SYSTEM- MICROWAVE, FURNISH & INSTALL CABINET EQUIPMENT	EA																									
660-3-42	VEHICLE DETECTION SYSTEM - MICROWAVE, RELOCATE, ABOVE GROUND EQUIPMENT	EA																									
676-2-400	ITS CABINET, RELOCATE	EA																									
682-1-113	ITS CCTV CAMERA, F&I, DOME PTZ ENCLOSURE - PRESSURIZED, IP, HIGH DEFINITION	EA																									
682-1-400	ITS CCTV CAMERA, RELOCATE	EA																									
684-1-1	MANAGED FIELD ETHERNET SWITCH, FURNISH & INSTALL	EA																									
684-1-4	MANAGED FIELD ETHERNET SWITCH, RELOCATE	EA																									
684-2-4	DEVICE SERVER, RELOCATE	EA																									

<table border="1"> <thead> <tr> <th colspan="4">REVISIONS</th> </tr> <tr> <th>DATE</th> <th>DESCRIPTION</th> <th>DATE</th> <th>DESCRIPTION</th> </tr> </thead> <tbody> <tr> <td> </td> <td> </td> <td> </td> <td> </td> </tr> </tbody> </table>				REVISIONS				DATE	DESCRIPTION	DATE	DESCRIPTION					<p>AECOM Technical Services, Inc.  150 North Orange Avenue, Suite 200  Orlando, FL 32801  C.A. No. 8115  Patrick Robert O'Shea, P.E. No. 81435</p>	<p>STATE OF FLORIDA  DEPARTMENT OF TRANSPORTATION</p> <table border="1"> <thead> <tr> <th>ROAD NO.</th> <th>COUNTY</th> <th>FINANCIAL PROJECT ID</th> </tr> </thead> <tbody> <tr> <td>SR 400</td> <td>ORANGE</td> <td>441113-1-52-01</td> </tr> </tbody> </table>	ROAD NO.	COUNTY	FINANCIAL PROJECT ID	SR 400	ORANGE	441113-1-52-01	<p>TABULATION OF QUANTITIES</p>	<p>SHEET NO. IT-3</p>
REVISIONS																									
DATE	DESCRIPTION	DATE	DESCRIPTION																						
ROAD NO.	COUNTY	FINANCIAL PROJECT ID																							
SR 400	ORANGE	441113-1-52-01																							

PRELIMINARY: NOT FOR CONSTRUCTION

PAY ITEM NO.	DESCRIPTION	UNIT	SHEET NUMBERS																				TOTAL THIS SHEET		GRAND TOTAL		REF. SHEET
			IT-21		IT-22		IT-23		IT-24		IT-25		IT-26		IT-27												
			PLAN	FINAL	PLAN	FINAL	PLAN	FINAL	PLAN	FINAL	PLAN	FINAL	PLAN	FINAL	PLAN	FINAL	PLAN	FINAL	PLAN	FINAL	PLAN	FINAL	PLAN	FINAL			
630-2-11	CONDUITS, FURNISH & INSTALL, OPEN TRENCH	LF																									
630-2-12	CONDUITS, FURNISH & INSTALL, DIRECTIONAL BORE	LF																									
633-1-121	FIBER OPTIC CABLE, F&I, UNDERGROUND, 12 MM	LF																									
633-1-123	FIBER OPTIC CABLE, F&I, UNDERGROUND, 72 SM	LF																									
633-2-31	FIBER OPTIC CONN, INSTALL, SPLICE	EA																									
633-3-11	FIBER OPTIC CONN HARDWARE, F&I, SPLICE ENCLOSURE	EA																									
633-3-12	FIBER OPTIC CONN HARDWARE, F&I, SPLICE TRAY	EA																									
633-3-15	FIBER OPTIC CONNECTION HARDWARE, F&I, PRETERMINATED PATCH PANEL	EA																									
633-3-51	FIBER OPTIC CONN HARDWARE, ADJUST/MODIFY, SPLICE ENCLOSURE	EA																									
633-3-52	FIBER OPTIC CONN HARDWARE, ADJUST/MODIFY, SPLICE TRAY	EA																									
633-3-55	FIBER OPTIC CONNECTION HARDWARE, ADJUST/MODIFY PATCH PANEL, PRETERMINATED	EA																									
635-2-12	PULL & SPLICE BOX, F&I, 24" X 36" COVER SIZE	EA																									
635-2-13	PULL & SPLICE BOX, F&I, 36" ROUND	EA																									
639-3-11	ELECTRICAL SERVICE DISCONNECT, F&I, POLE MOUNT	EA																									
641-2-14	PRESTRESSED CONCRETE POLE, F&I, TYPE P-IV	EA																									
660-3-41	VEHICLE DETECTION SYSTEM- MICROWAVE, FURNISH & INSTALL CABINET EQUIPMENT	EA																									
660-3-42	VEHICLE DETECTION SYSTEM - MICROWAVE, RELOCATE, ABOVE GROUND EQUIPMENT	EA																									
676-2-400	ITS CABINET, RELOCATE	EA																									
682-1-113	ITS CCTV CAMERA, F&I, DOME PTZ ENCLOSURE - PRESSURIZED, IP, HIGH DEFINITION	EA																									
682-1-400	ITS CCTV CAMERA, RELOCATE	EA																									
684-1-1	MANAGED FIELD ETHERNET SWITCH, FURNISH & INSTALL	EA																									
684-1-4	MANAGED FIELD ETHERNET SWITCH, RELOCATE	EA																									
684-2-4	DEVICE SERVER, RELOCATE	EA																									

REVISIONS			
DATE	DESCRIPTION	DATE	DESCRIPTION

AECOM Technical Services, Inc.  
150 North Orange Avenue, Suite 200  
Orlando, FL 32801  
C.A. No. 8115  
Patrick Robert O'Shea, P.E. No. 81435

STATE OF FLORIDA DEPARTMENT OF TRANSPORTATION		
ROAD NO.	COUNTY	FINANCIAL PROJECT ID
SR 400	ORANGE	441113-1-52-01

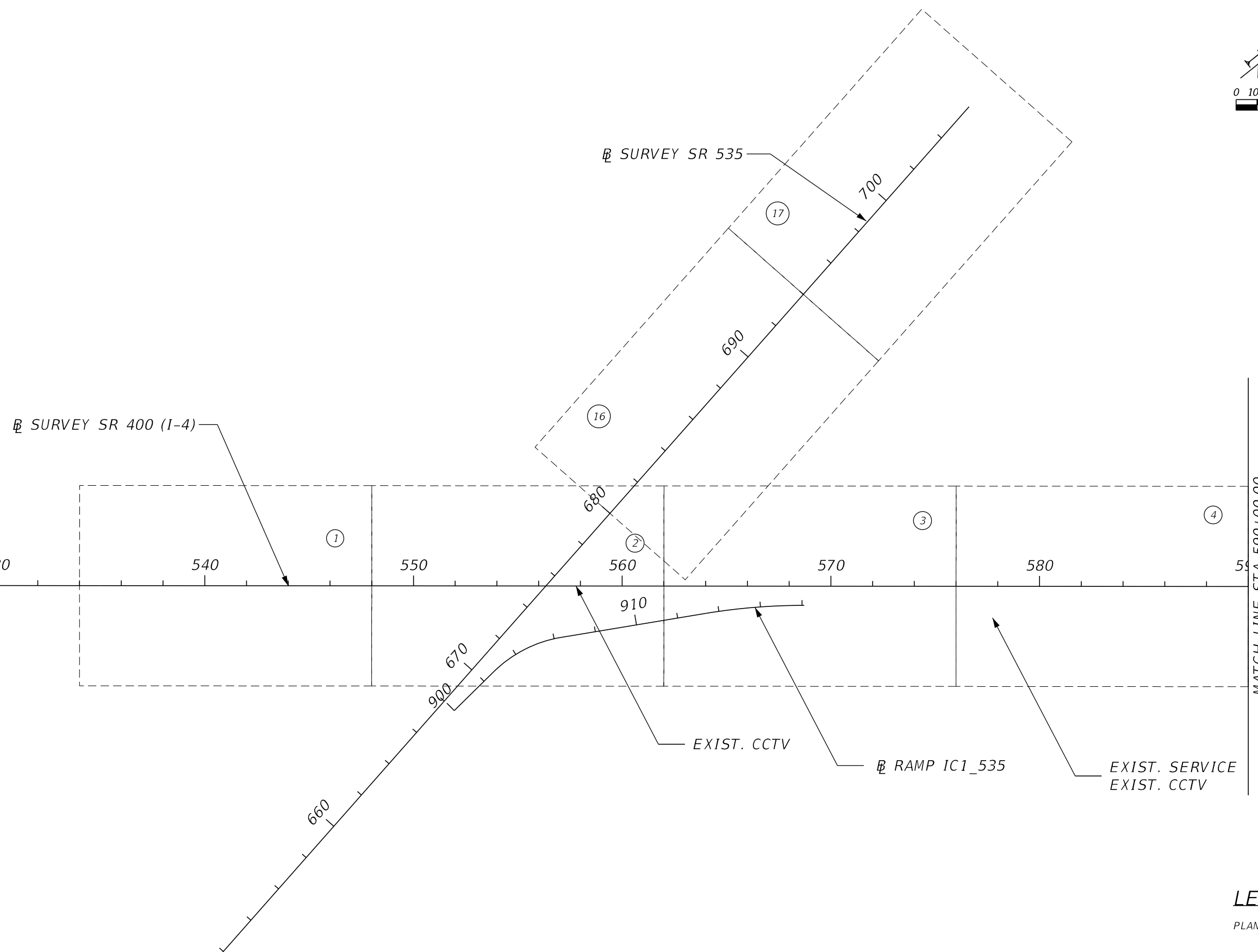
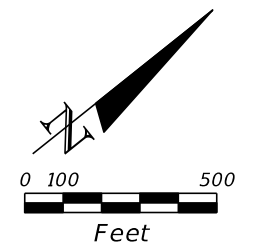
**TABULATION OF QUANTITIES**

SHEET NO.  
IT-4

PRELIMINARY: NOT FOR CONSTRUCTION

	DEVICE	STATION	PLAN SHEET	POLE CENTER OFFSET	POLE LENGTH (FT)	POLE EMBEDMENT DEPTH (FT)	EXPOSED POLE LENGTH (FT)	POLE ELEV. (FT)	CCTV MOUNTING HEIGHT (FT)	MVDS MOUNTING HEIGHT
	CCTV 400-69.7	645+94	IT-24	114' LT						
	CCTV DCP-1	108+55	IT-24	42' LT						
	CCTV DCP-2	115+20	IT-25	38' LT						

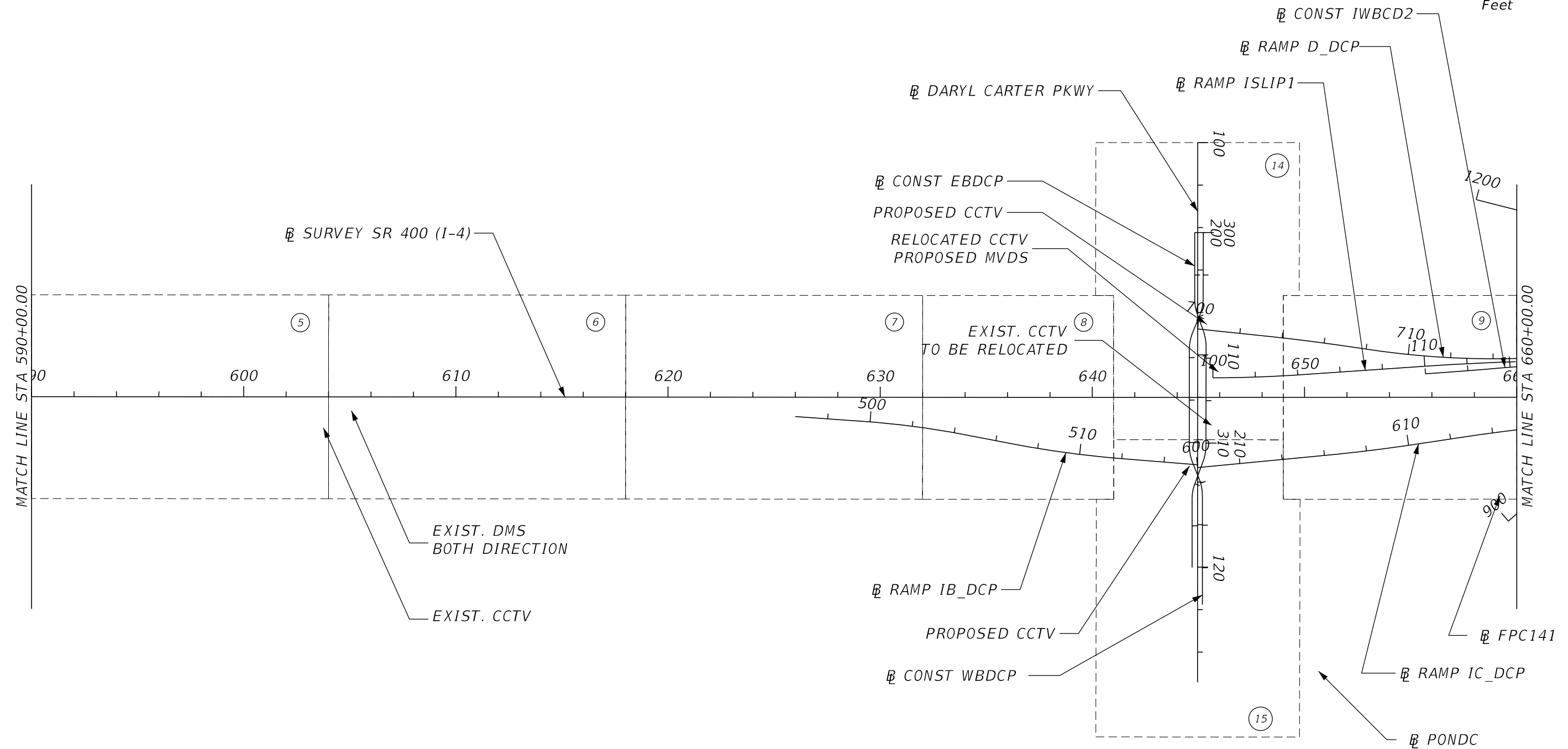
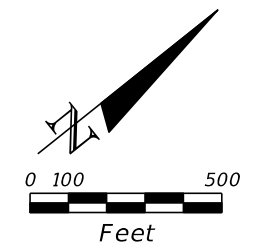
REVISIONS				AECOM Technical Services, Inc. 150 North Orange Avenue, Suite 200 Orlando, FL 32801 C.A. No. 8115 Patrick Robert O'Shea, P.E. No. 81435	STATE OF FLORIDA DEPARTMENT OF TRANSPORTATION			POLE DATA SHEET	SHEET NO.
DATE	DESCRIPTION	DATE	DESCRIPTION		ROAD NO.	COUNTY	FINANCIAL PROJECT ID		
					SR 400	ORANGE	441113-1-52-01		IT-5



**LEGEND**  
 PLAN SHEET NO. (X)

REVISIONS				AECOM Technical Services, Inc. 150 North Orange Avenue, Suite 200 Orlando, FL 32801 C.A. No. 8115 Patrick Robert O'Shea, P.E. No. 81435	STATE OF FLORIDA DEPARTMENT OF TRANSPORTATION			<b>PROJECT LAYOUT (1)</b>	SHEET NO. <b>IT-6</b>
DATE	DESCRIPTION	DATE	DESCRIPTION		ROAD NO.	COUNTY	FINANCIAL PROJECT ID		
					SR 400	ORANGE	441113-1-52-01		

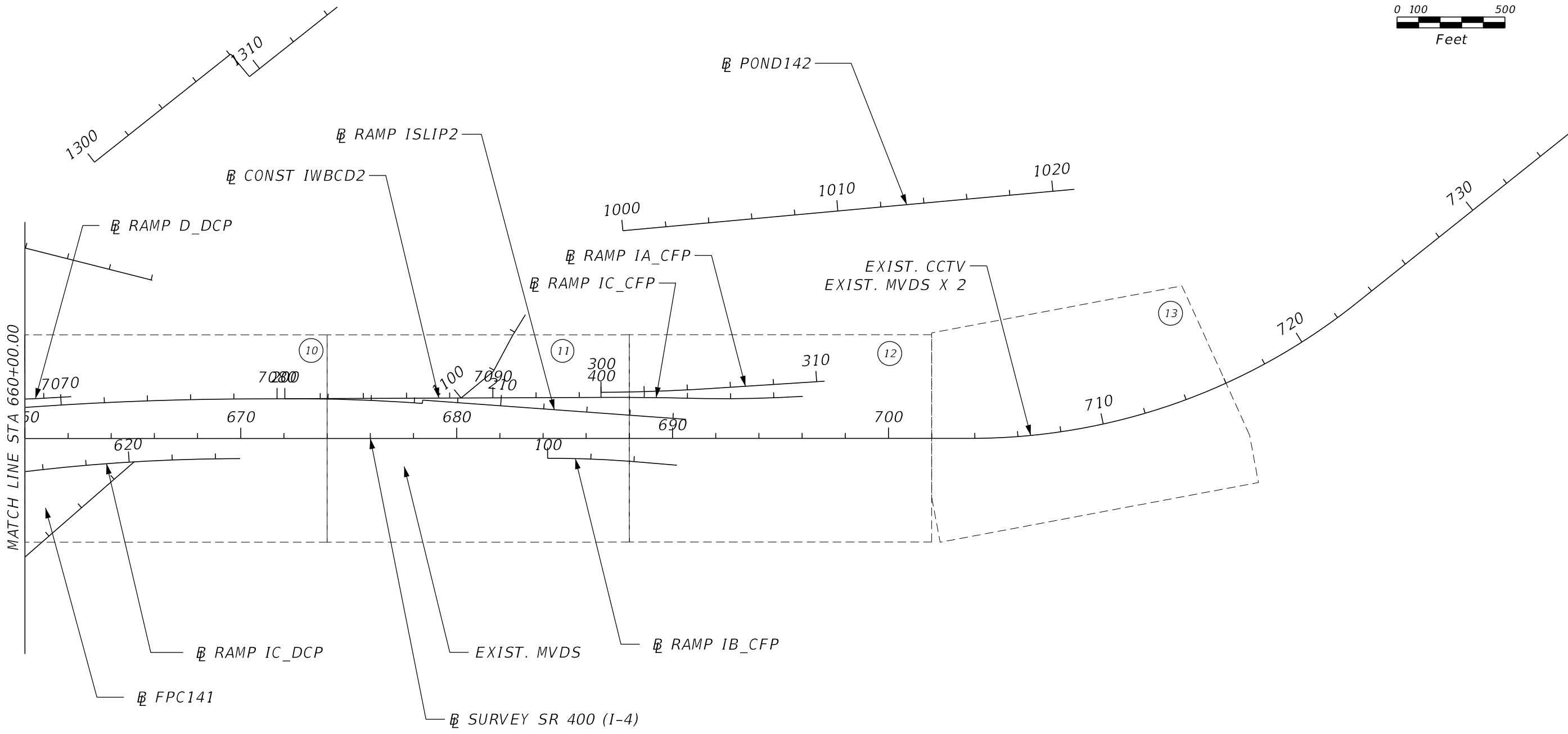
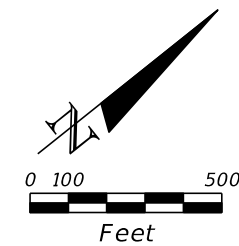
PRELIMINARY: NOT FOR CONSTRUCTION



**LEGEND**  
PLAN SHEET NO. (X)

REVISIONS				AECOM Technical Services, Inc. 150 North Orange Avenue, Suite 200 Orlando, FL 32801 C.A. No. 8115 Patrick Robert O'Shea, P.E. No. 81435	STATE OF FLORIDA DEPARTMENT OF TRANSPORTATION			<b>PROJECT LAYOUT (2)</b>	SHEET NO.  <b>IT-7</b>
DATE	DESCRIPTION	DATE	DESCRIPTION		ROAD NO.	COUNTY	FINANCIAL PROJECT ID		
					SR 400	ORANGE	441113-1-52-01		

PRELIMINARY: NOT FOR CONSTRUCTION



**LEGEND**  
 PLAN SHEET NO. (X)

REVISIONS				AECOM Technical Services, Inc. 150 North Orange Avenue, Suite 200 Orlando, FL 32801 C.A. No. 8115 Patrick Robert O'Shea, P.E. No. 81435	STATE OF FLORIDA DEPARTMENT OF TRANSPORTATION			<b>PROJECT LAYOUT (3)</b>  SHEET NO. <b>IT-8</b>
DATE	DESCRIPTION	DATE	DESCRIPTION		ROAD NO.	COUNTY	FINANCIAL PROJECT ID	
					SR 400	ORANGE	441113-1-52-01	

PRELIMINARY: NOT FOR CONSTRUCTION



GENERAL:

1. EXISTING DRAINAGE STRUCTURES WITHIN CONSTRUCTION LIMITS SHALL REMAIN.
2. ALL FIELD WIRING SHALL BE NEATLY BUNDLED AND CLEARLY IDENTIFIED WITH PERMANENT LEGIBLE, WEATHER PROOF TAGS THAT ARE SECURELY ATTACHED TO EACH CABLE. THE TAGGING SYSTEM PROPOSED SHALL BE SUBMITTED FOR APPROVAL WITH THE OTHER EQUIPMENT SUBMITTALS REQUIRED FOR THIS PROJECT. THE COST SHALL BE INCIDENTAL TO THE INSTALLATION OF THE FIBER OPTIC CABLE AND ITS DEVICES.
3. CONTRACTOR MUST WEED EAT, MOW AND REMOVE LITTER AROUND EQUIPMENT STAGING AREAS UNTIL WORK HAS BEEN COMPLETED (I.E. POLES, CONDUIT RUNS, ETC.). THE CONTRACTOR SHALL MARK THIS AREA AND WILL BE EXPECTED TO MAINTAIN THE AREA IN ADDITION TO ANY OTHER AREAS THAT THE CONTRACTOR FEELS COULD BE IMPACTED BY MOWERS. THE CONTRACTOR SHALL PROPERLY MARK THESE AREAS (CONES OR STAKES WITH MARKING TAPE AROUND THE PERIMETER). THE PERIMETER SHALL CONSIST OF A 5' RADIUS AROUND ITS AND SERVICE POLES. IN ADDITION, A 5' STRIP SHALL BE MAINTAINED ON EACH SIDE OF CONDUIT AND TRENCHING RUNS.
4. SOD MUST BE USED TO RESTORE ANY AREAS IMPACTED BY CONSTRUCTION. THE COST OF REQUIRED SOD SHALL BE INCIDENTAL TO THE PAY ITEMS.
5. THE CONTRACTOR SHALL INFORM CENTURYLINK 90 DAYS PRIOR TO THE END OF CONSTRUCTION ACTIVITIES AND TESTING.

CONDUIT:

1. HDPE CONDUIT COLOR CODES:

-BACKBONE (4-1.25"):

1. ORANGE (FIBER & COMPOSITE IF REQUIRED)
2. ORANGE W/ WHITE STRIPE (TONE WIRE)
3. ORANGE (SPARE WIRE)
4. ORANGE (SPARE WIRE)

-DROP CABLE (2-1.25"):

1. ORANGE (FIBER & COMPOSITE IF REQUIRED)
2. ORANGE W/ WHITE STRIPE (TONE WIRE)

-POWER (1.25" OR LARGER) (SEE PLAN SHEETS SIZE & NUMBER MAY VARY):

1. RED
2. RED W/ WHITE STRIPE (SPARE)

PULL BOXES:

1. ALL PULL BOX COVERS TO BE FURNISHED AND INSTALLED SHALL BE NON-METALLIC, UNLESS SPECIFIED OTHERWISE IN THE PLANS.
2. ALL PULL AND SPLICE BOXES TO BE INSTALLED ADJACENT TO ITS POLES ON A SLOPE SHALL BE INSTALLED ON THE SIDE OF THE POLE WITH THE HIGHEST SLOPE.

PAY ITEM NOTES:

1. 630-2-12 SHALL INCLUDE ANY GUARDRAIL ADJUSTMENTS REQUIRED FOR DIRECTIONAL BORING.
2. 633-3-15 SHALL INCLUDE A FIBER CABLE LONG ENOUGH TO TRANSITION FROM THE PATCH PANEL TO THE SPLICE VAULT INCLUDING 50 LF OF COILED SLACK IN ALL PULL BOXES AND SPLICE VAULTS; THE DROP CABLE FIBER IS PAID FOR SEPERATELY BUT MUST BE CONTINUOUS. THIS PAY ITEM ALSO INCLUDES FIBER OPTIC CABLE JUMPERS AS REQUIRED BY THE PLANS, EQUIPMENT, AND PATCH PANELS INSTALLED. THE CABLES SHALL BE SIZED TO LENGTH (3' MINIMUM). ALL FIBER CONNECTIONS SHALL UTILIZE SC CONNECTORS.
3. 641-2-12, 641-2-13 & 641-2-14 SHALL INCLUDE THE FURNISHING AND INSTALLATION OF MAINTENANCE CONCRETE APRONS AS SHOWN IN THE PLANS.

UTILITY NOTES:

1. THE LOCATION(S) OF THE UTILITIES SHOWN IN THE PLANS (INCLUDING THOSE DESIGNATED Vv, Vh, AND Vvh) ARE BASED ON LIMITED INVESTIGATION TECHNIQUES AND SHOULD BE CONSIDERED APPROXIMATE ONLY. THE VERIFIED LOCATIONS/ELEVATIONS APPLY ONLY AT THE POINTS SHOWN. INTERPOLATIONS BETWEEN THESE POINTS HAVE NOT BEEN VERIFIED.
2. EXISTING UTILITIES ARE TO REMAIN IN PLACE UNLESS OTHERWISE NOTED WITH THE UTILITY ADJUSTMENT PLAN SET.
3. CONTRACTOR SHALL BE RESPONSIBLE FOR LOCATING FDOT OWNED UTILITIES AND FACILITIES INCLUDING BUT NOT LIMITED TO UNDERGROUND LIGHTING AND DRAINAGE STRUCTURES PRIOR TO DIGGING.

REVISIONS				AECOM Technical Services, Inc. 150 North Orange Avenue, Suite 200 Orlando, FL 32801 C.A. No. 8115 Patrick Robert O'Shea, P.E. No. 81435	STATE OF FLORIDA DEPARTMENT OF TRANSPORTATION			GENERAL NOTES (1)	SHEET NO.
DATE	DESCRIPTION	DATE	DESCRIPTION		ROAD NO.	COUNTY	FINANCIAL PROJECT ID		
					SR 400	ORANGE	441113-1-52-01		IT-9

**ABBREVIATIONS:**

AVI = AUTOMATIC VEHICLE IDENTIFICATION	HDPE = HIGH DENSITY POLYETHYLENE CONDUIT
BB = BACKBONE	INSP = INSPECTION
CAB = CABINET	L/A = LIMITED ACCESS
CCTV = CLOSED CIRCUIT TELEVISION	LHUB = LOCAL HUB
CLD = CAMERA LOWERING DEVICE	LOC = LOCATE
COAX = COAXIAL	LOW = LOWERING
COMM = COMMUNICATIONS	MFS = MANAGED FIELD SWITCH
CONN = CONNECTION	MKR = MARKER
DIRECT. = DIRECTIONAL	MVDS = MICROWAVE VEHICLE DETECTION SYSTEM
DISC = DISCONNECT	NB = NORTHBOUND
DMS = DYNAMIC MESSAGE SIGN	PRETERM = PRE-TERMINATED
EDMS = EMBEDDED DMS	RGS = RIGID GALVANIZED STEEL
EJB = ELECTRICAL JUNCTION BOX (EMBEDDED)	RU = RACK UNIT
ELEC = ELECTRICAL	RWIS = ROAD WEATHER INFORMATION SYSTEMS
ENCLOS = ENCLOSURE	SB = SOUTHBOUND
EOTL = EDGE OF TRAVEL LANE	SD TXFMR = STEP DOWN TRANSFORMER
EPB = ELECTRICAL PULL BOX	SERV = SERVICE
EQUIP = EQUIPMENT	SPD = SURGE PROTECTION DEVICE
ESP = ELECTRICAL SERVICE POINT	STL = STEEL
E/W = EQUIPPED WITH	STR = STRAND
EXIST. = EXISTING	STRUC = STRUCTURE
FJB = FIBER JUNCTION BOX (EMBEDDED)	SV = SPLICE VAULT
FO = FIBER OPTIC	S. WARE = SOFTWARE
FOC = FIBER OPTIC CABLE	TTS = TRAVEL TIME SYSTEM
FOE = FIBER OPTIC & ELECTRICAL CABLE	RFID TTS = RADIO FREQUENCY IDENTIFICATION TRAVEL TIME SYSTEM
FPB = FIBER PULL BOX	BT TTS = BLUETOOTH TRAVEL TIME SYSTEM
FTE = FLORIDA'S TURNPIKE ENTERPRISE	TYP = TYPICAL
GND = GROUND	U. GROUND = UNDERGROUND
GND MT = GROUND MOUNT	V-CCTV = VALIDATION CCTV CAMERA
HARB = HAR BEACON	VDS = VEHICLE DETECTION SYSTEM
HARD = HARDWARE	VID = VIDEO
HAR = HIGHWAY ADVISORY RADIO	
HD = HIGH DEFINITION	

**SYMBOLS:**

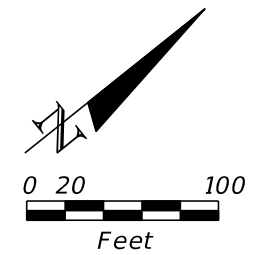
PROPOSED	EXISTING	DESCRIPTION
		CCTV
		MVDS
		MVDS DETECTION ZONES
		CANTILEVER STRUCTURE
		ELECTRICAL PULL BOX
		FIBER OPTIC PULL BOX
		FIBER OPTIC SPLICE VAULT
		CABINET
		CABINET (GROUND MOUNTED)
		POLE
		CCTV CONCRETE POLE
		EXISTING UNDERGROUND CONDUIT
		PROPOSED TRENCH
		PROPOSED DIRECTIONAL BORE
		EXISTING FENCE
		DMS

\*NOTE: EXISTING FEATURES TO REMAIN, UNLESS OTHERWISE NOTED ON PLAN SHEET

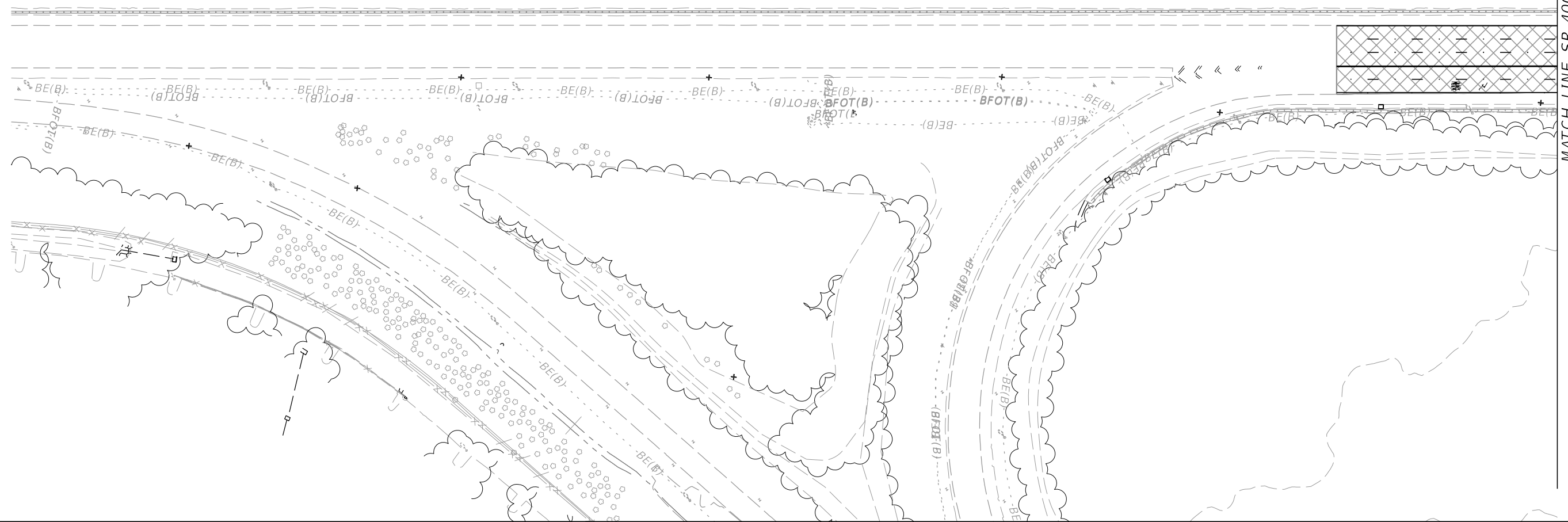
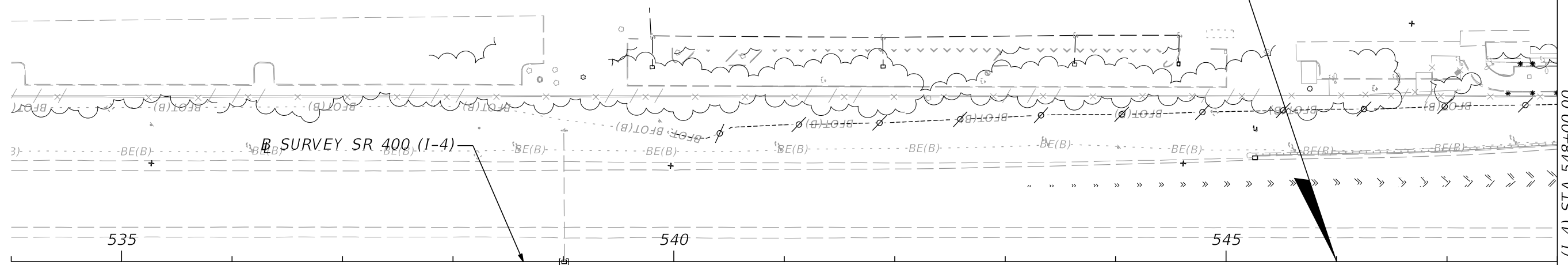
REVISIONS				AECOM Technical Services, Inc. 150 North Orange Avenue, Suite 200 Orlando, FL 32801 C.A. No. 8115 Patrick Robert O'Shea, P.E. No. 81435	STATE OF FLORIDA DEPARTMENT OF TRANSPORTATION			GENERAL NOTES (2)	SHEET NO.
DATE	DESCRIPTION	DATE	DESCRIPTION		ROAD NO.	COUNTY	FINANCIAL PROJECT ID		IT-10
					SR 400	ORANGE	441113-1-52-01		

PRELIMINARY: NOT FOR CONSTRUCTION

PLEASE NOTE  
 NO WORK TO BE COMPLETED ON THIS SHEET.  
 THIS SHEET IS FOR REFERNECE ONLY.



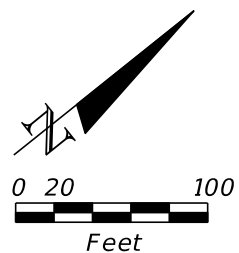
BEGIN PROJECT 441113-1-52-01  
 BEGIN CONSTRUCTION 441113-1-52-01  
 SURVEY SR 400 (I-4) STA 546+00.00



MATCH LINE SR 400 (I-4) STA 548+00.00

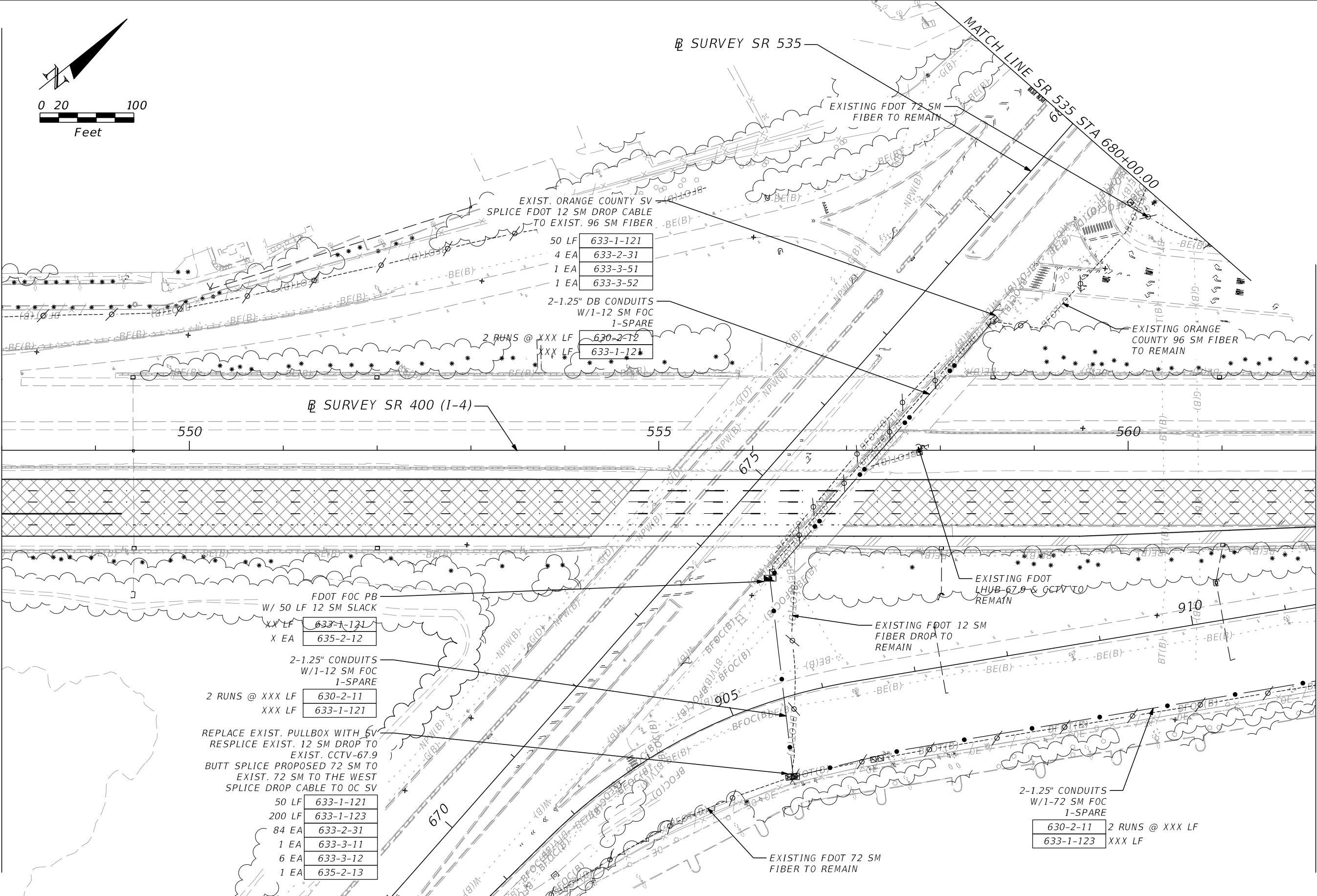
REVISIONS				AECOM Technical Services, Inc. 150 North Orange Avenue, Suite 200 Orlando, FL 32801 C.A. No. 8115 Patrick Robert O'Shea, P.E. No. 81435	STATE OF FLORIDA DEPARTMENT OF TRANSPORTATION			SR 400 (I-4) - PLAN 1	SHEET NO. IT-11
DATE	DESCRIPTION	DATE	DESCRIPTION		ROAD NO.	COUNTY	FINANCIAL PROJECT ID		
					SR 400	ORANGE	441113-1-52-01		

PRELIMINARY: NOT FOR CONSTRUCTION



MATCH LINE SR 400 (I-4) STA 548+00.00

MATCH LINE SR 400 (I-4) STA 562+00.00



50 LF	633-1-121
4 EA	633-2-31
1 EA	633-3-51
1 EA	633-3-52

2-1.25" DB CONDUITS  
W/1-12 SM FOC  
1-SPARE

2 RUNS @ XXX LF	630-2-12
XXX LF	633-1-12

FDOT FOC PB  
W/ 50 LF 12 SM SLACK

XX LF	633-1-121
X EA	635-2-12

2-1.25" CONDUITS  
W/1-12 SM FOC  
1-SPARE

2 RUNS @ XXX LF	630-2-11
XXX LF	633-1-121

REPLACE EXIST. PULLBOX WITH SV  
RESPLICE EXIST. 12 SM DROP TO  
EXIST. CCTV-67.9  
BUTT SPLICE PROPOSED 72 SM TO  
EXIST. 72 SM TO THE WEST  
SPLICE DROP CABLE TO OC SV

50 LF	633-1-121
200 LF	633-1-123
84 EA	633-2-31
1 EA	633-3-11
6 EA	633-3-12
1 EA	635-2-13

2-1.25" CONDUITS  
W/1-72 SM FOC  
1-SPARE

630-2-11	2 RUNS @ XXX LF
633-1-123	XXX LF

REVISIONS			
DATE	DESCRIPTION	DATE	DESCRIPTION

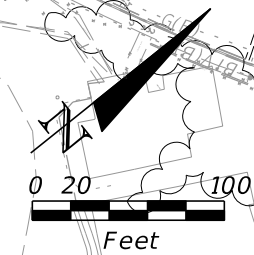
AECOM Technical Services, Inc.  
150 North Orange Avenue, Suite 200  
Orlando, FL 32801  
C.A. No. 8115  
Patrick Robert O'Shea, P.E. No. 81435

STATE OF FLORIDA DEPARTMENT OF TRANSPORTATION		
ROAD NO.	COUNTY	FINANCIAL PROJECT ID
SR 400	ORANGE	441113-1-52-01

**SR 400 (I-4) - PLAN 2**

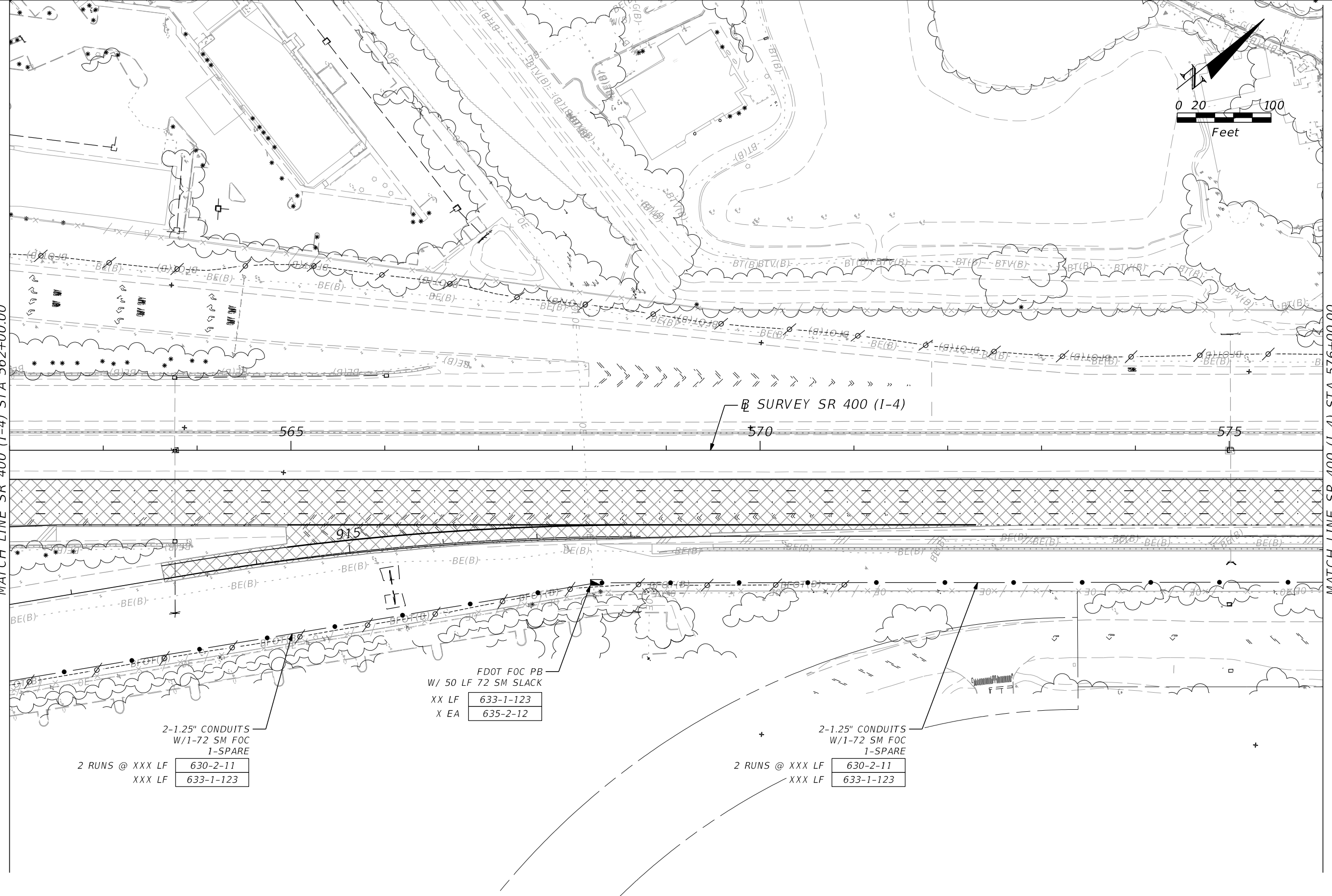
SHEET NO.  
**IT-12**

PRELIMINARY: NOT FOR CONSTRUCTION



MATCH LINE SR 400 (I-4) STA 562+00.00

MATCH LINE SR 400 (I-4) STA 576+00.00



2-1.25" CONDUITS  
W/1-72 SM FOC  
1-SPARE  
2 RUNS @ XXX LF 630-2-11  
XXX LF 633-1-123

FDOT FOC PB  
W/ 50 LF 72 SM SLACK  
XX LF 633-1-123  
X EA 635-2-12

2-1.25" CONDUITS  
W/1-72 SM FOC  
1-SPARE  
2 RUNS @ XXX LF 630-2-11  
XXX LF 633-1-123

REVISIONS			
DATE	DESCRIPTION	DATE	DESCRIPTION

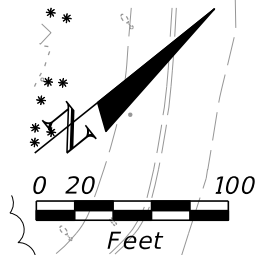
AECOM Technical Services, Inc.  
150 North Orange Avenue, Suite 200  
Orlando, FL 32801  
C.A. No. 8115  
Patrick Robert O'Shea, P.E. No. 81435

STATE OF FLORIDA DEPARTMENT OF TRANSPORTATION		
ROAD NO.	COUNTY	FINANCIAL PROJECT ID
SR 400	ORANGE	441113-1-52-01

**SR 400 (I-4) - PLAN 3**

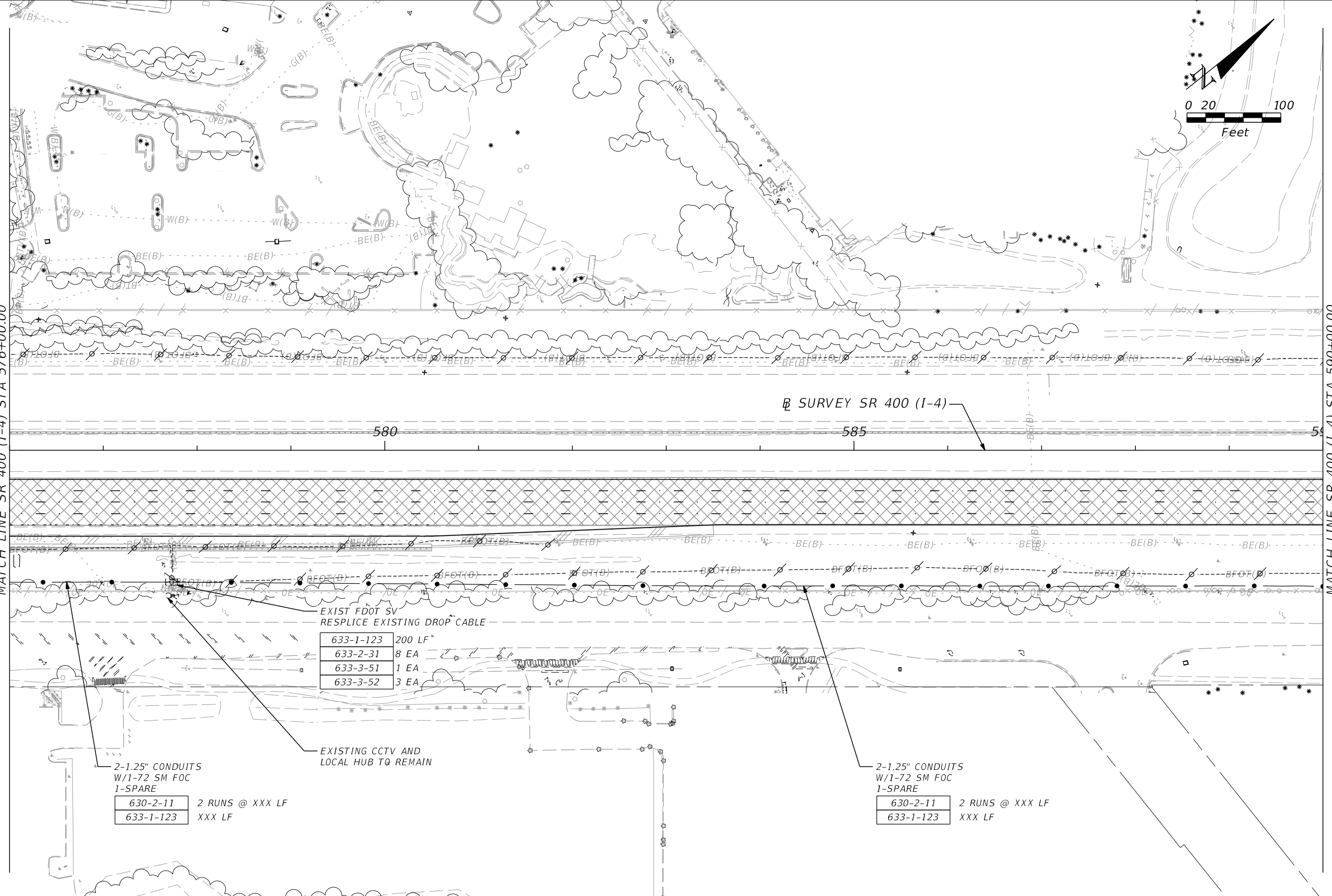
SHEET NO.  
**IT-13**

PRELIMINARY: NOT FOR CONSTRUCTION



MATCH LINE SR 400 (I-4) STA 576+00.00

MATCH LINE SR 400 (I-4) STA 590+00.00



633-1-123	200 LF
633-2-31	8 EA
633-3-51	1 EA
633-3-52	3 EA

630-2-11	2 RUNS @ XXX LF
633-1-123	XXX LF

630-2-11	2 RUNS @ XXX LF
633-1-123	XXX LF

REVISIONS			
DATE	DESCRIPTION	DATE	DESCRIPTION

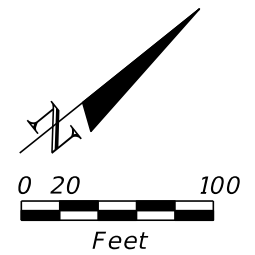
AECOM Technical Services, Inc.  
 150 North Orange Avenue, Suite 200  
 Orlando, FL 32801  
 C.A. No. 8115  
 Patrick Robert O'Shea, P.E. No. 81435

STATE OF FLORIDA DEPARTMENT OF TRANSPORTATION		
ROAD NO.	COUNTY	FINANCIAL PROJECT ID
SR 400	ORANGE	441113-1-52-01

**SR 400 (I-4) - PLAN 4**

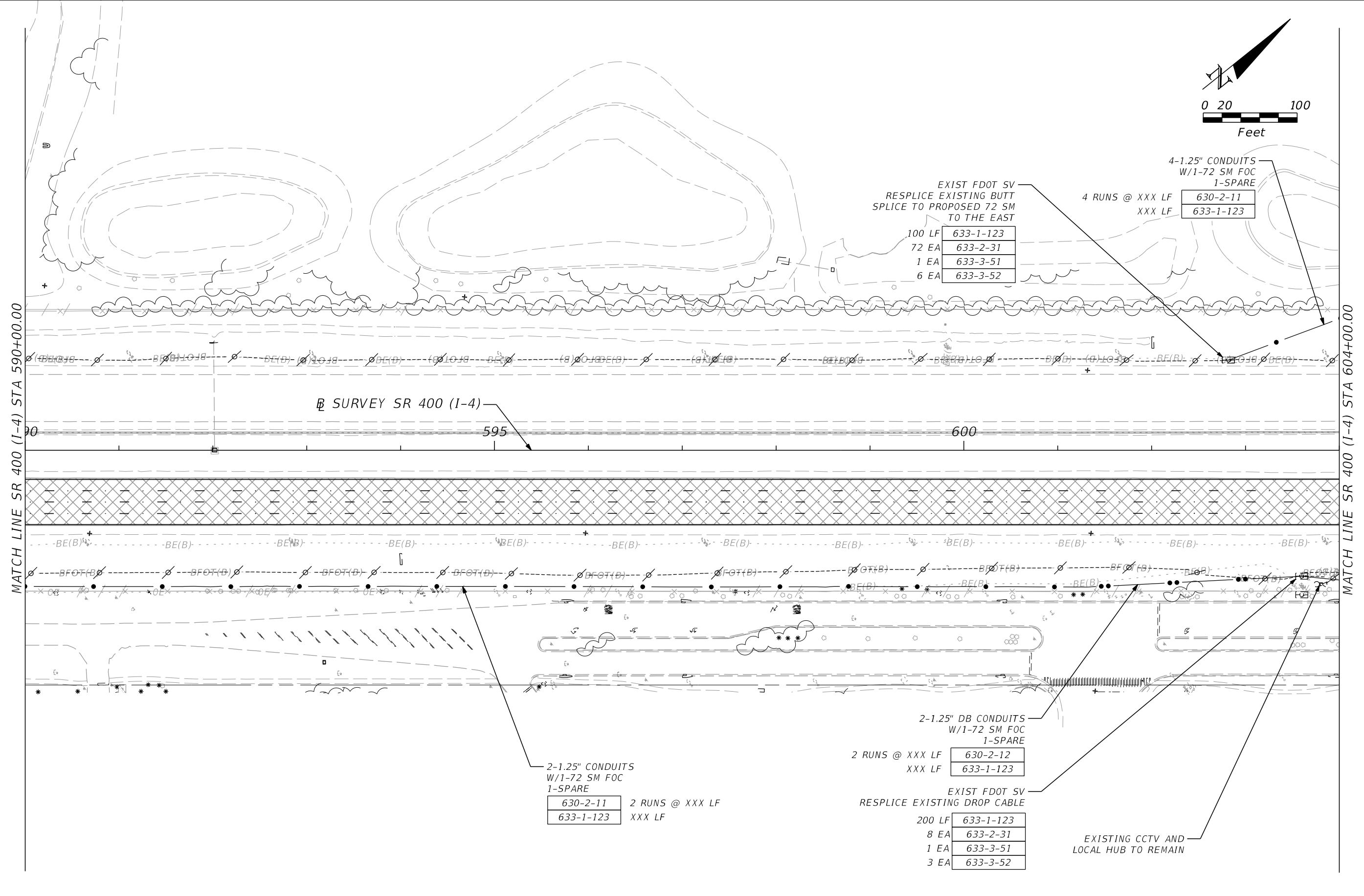
SHEET NO.  
**IT-14**

PRELIMINARY: NOT FOR CONSTRUCTION



MATCH LINE SR 400 (I-4) STA 590+00.00

MATCH LINE SR 400 (I-4) STA 604+00.00



EXIST FDOT SV  
RESPLICE EXISTING BUTT  
SPLICE TO PROPOSED 72 SM  
TO THE EAST

100 LF	633-1-123
72 EA	633-2-31
1 EA	633-3-51
6 EA	633-3-52

4-1.25" CONDUITS  
W/1-72 SM FOC  
1-SPARE

4 RUNS @ XXX LF 630-2-11  
XXX LF 633-1-123

⊕ SURVEY SR 400 (I-4)

595

600

2-1.25" CONDUITS  
W/1-72 SM FOC  
1-SPARE

630-2-11	2 RUNS @ XXX LF
633-1-123	XXX LF

2-1.25" DB CONDUITS  
W/1-72 SM FOC  
1-SPARE

2 RUNS @ XXX LF 630-2-12  
XXX LF 633-1-123

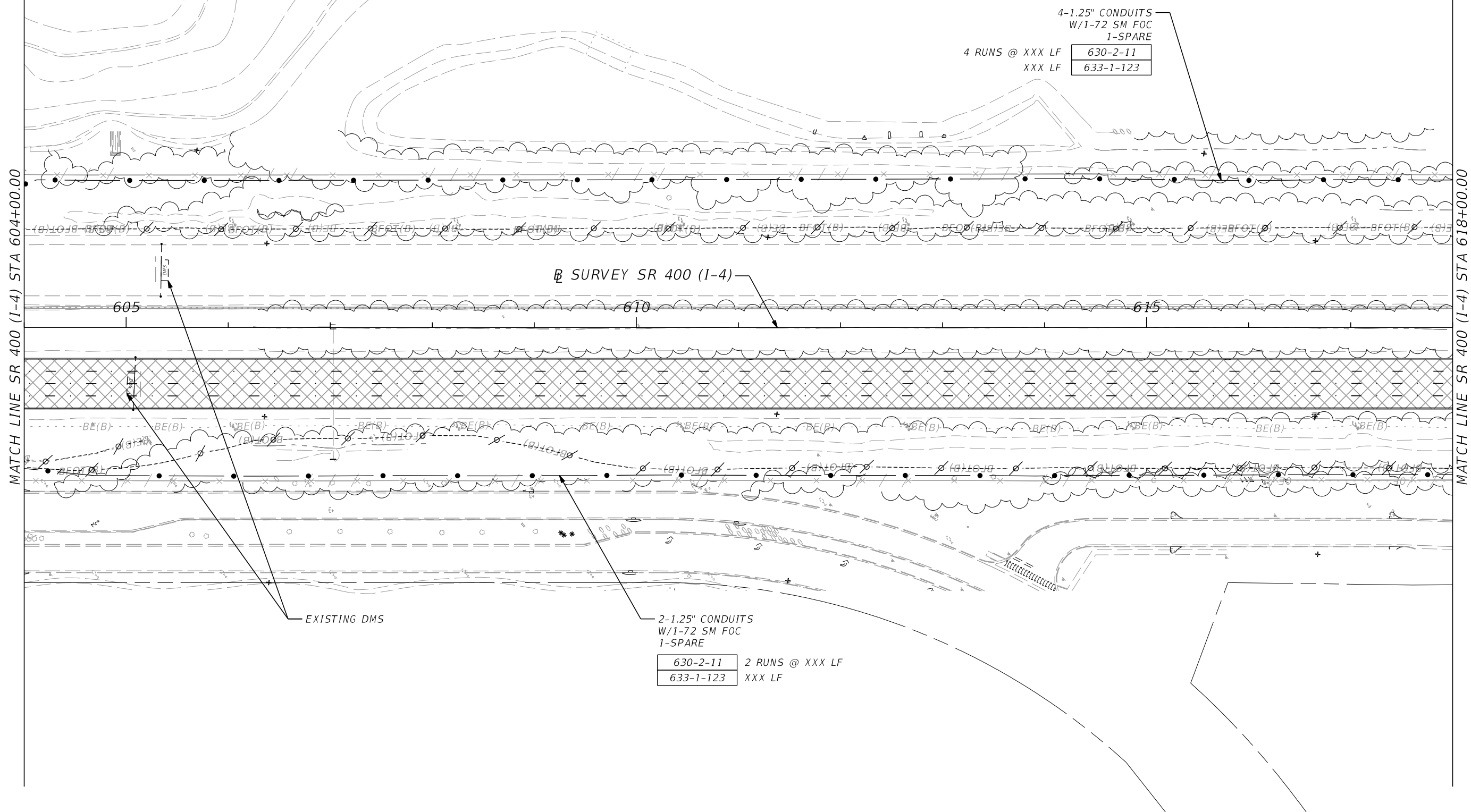
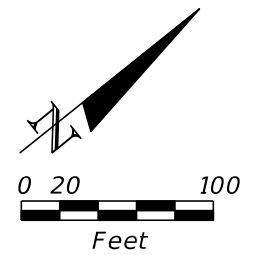
EXIST FDOT SV  
RESPLICE EXISTING DROP CABLE

200 LF	633-1-123
8 EA	633-2-31
1 EA	633-3-51
3 EA	633-3-52

EXISTING CCTV AND  
LOCAL HUB TO REMAIN

REVISIONS				AECOM Technical Services, Inc. 150 North Orange Avenue, Suite 200 Orlando, FL 32801 C.A. No. 8115 Patrick Robert O'Shea, P.E. No. 81435	STATE OF FLORIDA DEPARTMENT OF TRANSPORTATION			SR 400 (I-4) - PLAN 5	SHEET NO.  IT-15
DATE	DESCRIPTION	DATE	DESCRIPTION		ROAD NO.	COUNTY	FINANCIAL PROJECT ID		
					SR 400	ORANGE	441113-1-52-01		

PRELIMINARY: NOT FOR CONSTRUCTION



MATCH LINE SR 400 (I-4) STA 604+00.00

MATCH LINE SR 400 (I-4) STA 618+00.00

⊕ SURVEY SR 400 (I-4)

4-1.25" CONDUITS  
W/1-72 SM FOC  
1-SPARE  
4 RUNS @ XXX LF    630-2-11  
                          XXX LF    633-1-123

2-1.25" CONDUITS  
W/1-72 SM FOC  
1-SPARE  
630-2-11    2 RUNS @ XXX LF  
633-1-123    XXX LF

EXISTING DMS

REVISIONS			
DATE	DESCRIPTION	DATE	DESCRIPTION

AECOM Technical Services, Inc.  
150 North Orange Avenue, Suite 200  
Orlando, FL 32801  
C.A. No. 8115  
Patrick Robert O'Shea, P.E. No. 81435

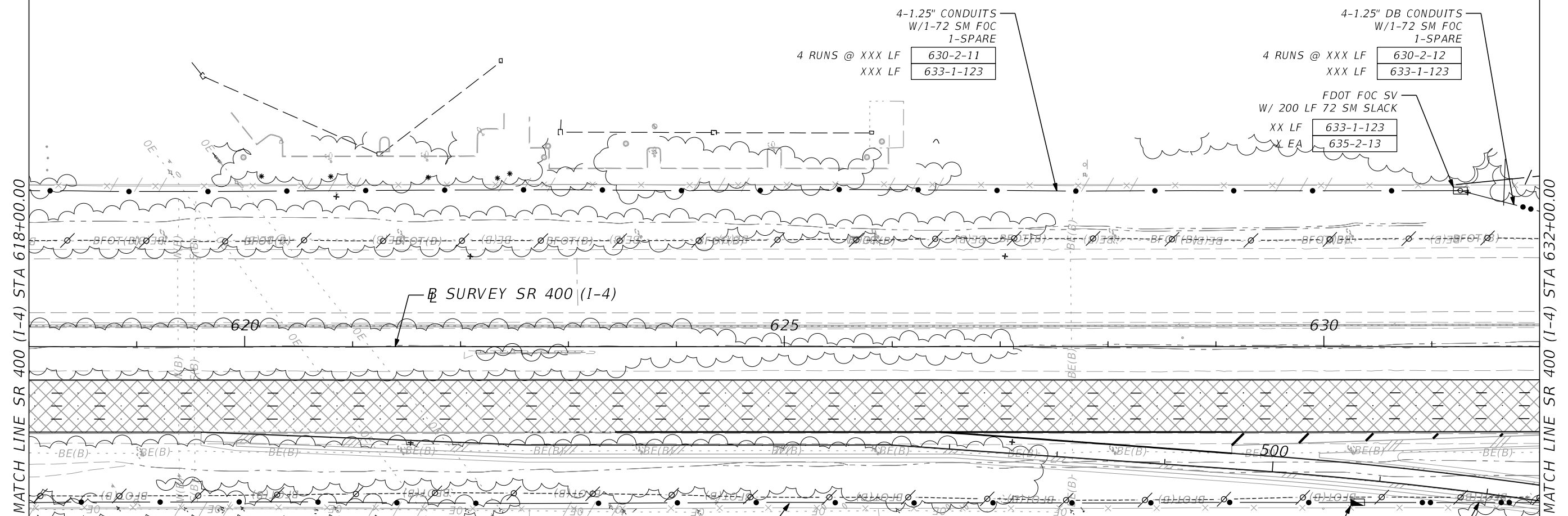
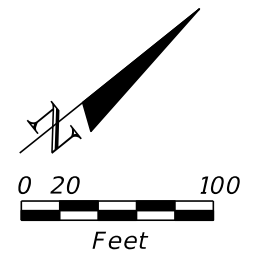
STATE OF FLORIDA DEPARTMENT OF TRANSPORTATION		
ROAD NO.	COUNTY	FINANCIAL PROJECT ID
SR 400	ORANGE	441113-1-52-01

**SR 400 (I-4) - PLAN 6**

SHEET NO.  
**IT-16**

PRELIMINARY: NOT FOR CONSTRUCTION





MATCH LINE SR 400 (I-4) STA 618+00.00

MATCH LINE SR 400 (I-4) STA 632+00.00

REVISIONS			
DATE	DESCRIPTION	DATE	DESCRIPTION

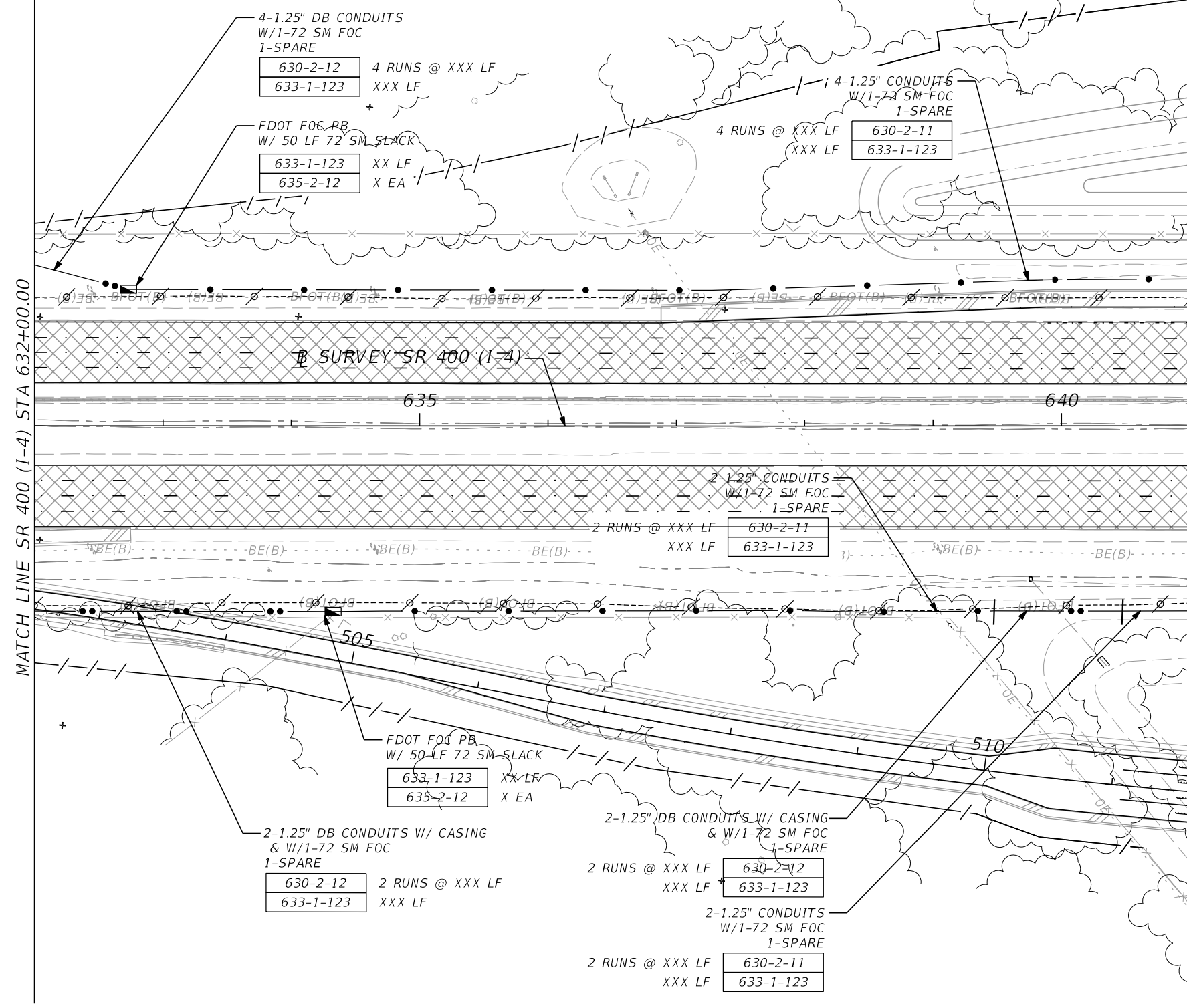
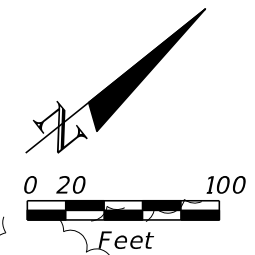
AECOM Technical Services, Inc.  
 150 North Orange Avenue, Suite 200  
 Orlando, FL 32801  
 C.A. No. 8115  
 Patrick Robert O'Shea, P.E. No. 81435

STATE OF FLORIDA DEPARTMENT OF TRANSPORTATION		
ROAD NO.	COUNTY	FINANCIAL PROJECT ID
SR 400	ORANGE	441113-1-52-01

**SR 400 (I-4) - PLAN 7**

SHEET NO.  
**IT-17**

PRELIMINARY: NOT FOR CONSTRUCTION



MATCH LINE SR 400 (I-4) STA 632+00.00

MATCH LINE SR 400 (I-4) STA 641+00.00  
SEE DARYL CARTER PKWY - PLAN 1

MATCH LINE RAMP JB\_DCP  
STA 511+61.14  
SEE DARYL CARTER PKWY - PLAN 2

REVISIONS			
DATE	DESCRIPTION	DATE	DESCRIPTION

AECOM Technical Services, Inc.  
150 North Orange Avenue, Suite 200  
Orlando, FL 32801  
C.A. No. 8115  
Patrick Robert O'Shea, P.E. No. 81435

STATE OF FLORIDA DEPARTMENT OF TRANSPORTATION		
ROAD NO.	COUNTY	FINANCIAL PROJECT ID
SR 400	ORANGE	441113-1-52-01

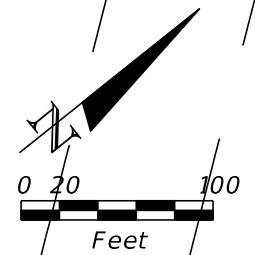
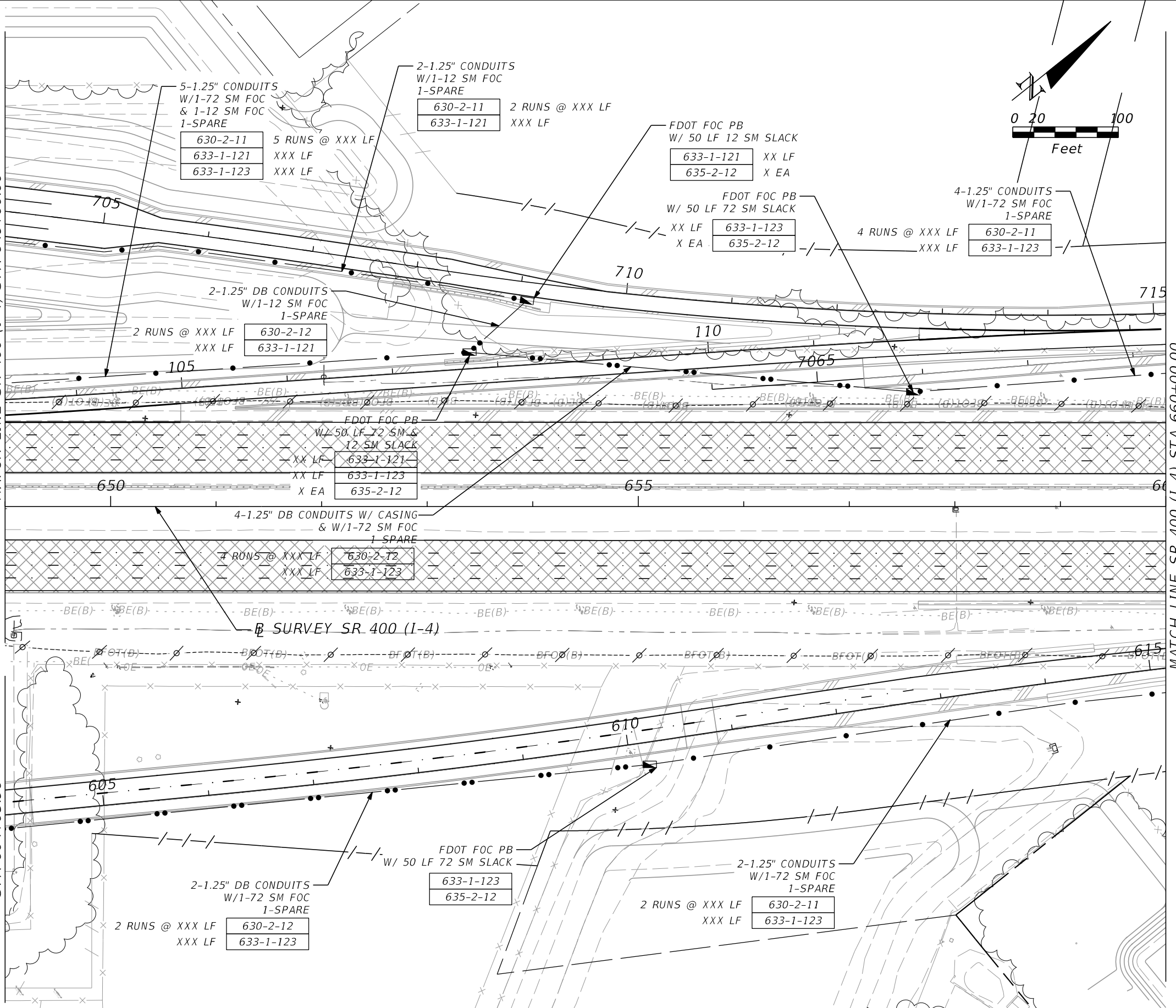
**SR 400 (I-4) - PLAN 8**

SHEET NO.  
**IT-18**

PRELIMINARY: NOT FOR CONSTRUCTION

SEE DARYL CARTER PKWY - PLAN 1  
MATCH LINE SR 400 (I-4) STA 649+00.00

SEE DARYL CARTER PKWY - PLAN 2  
MATCH LINE B RAMP IC\_DCP  
STA 604+05.96



MATCH LINE SR 400 (I-4) STA 660+00.00

REVISIONS			
DATE	DESCRIPTION	DATE	DESCRIPTION

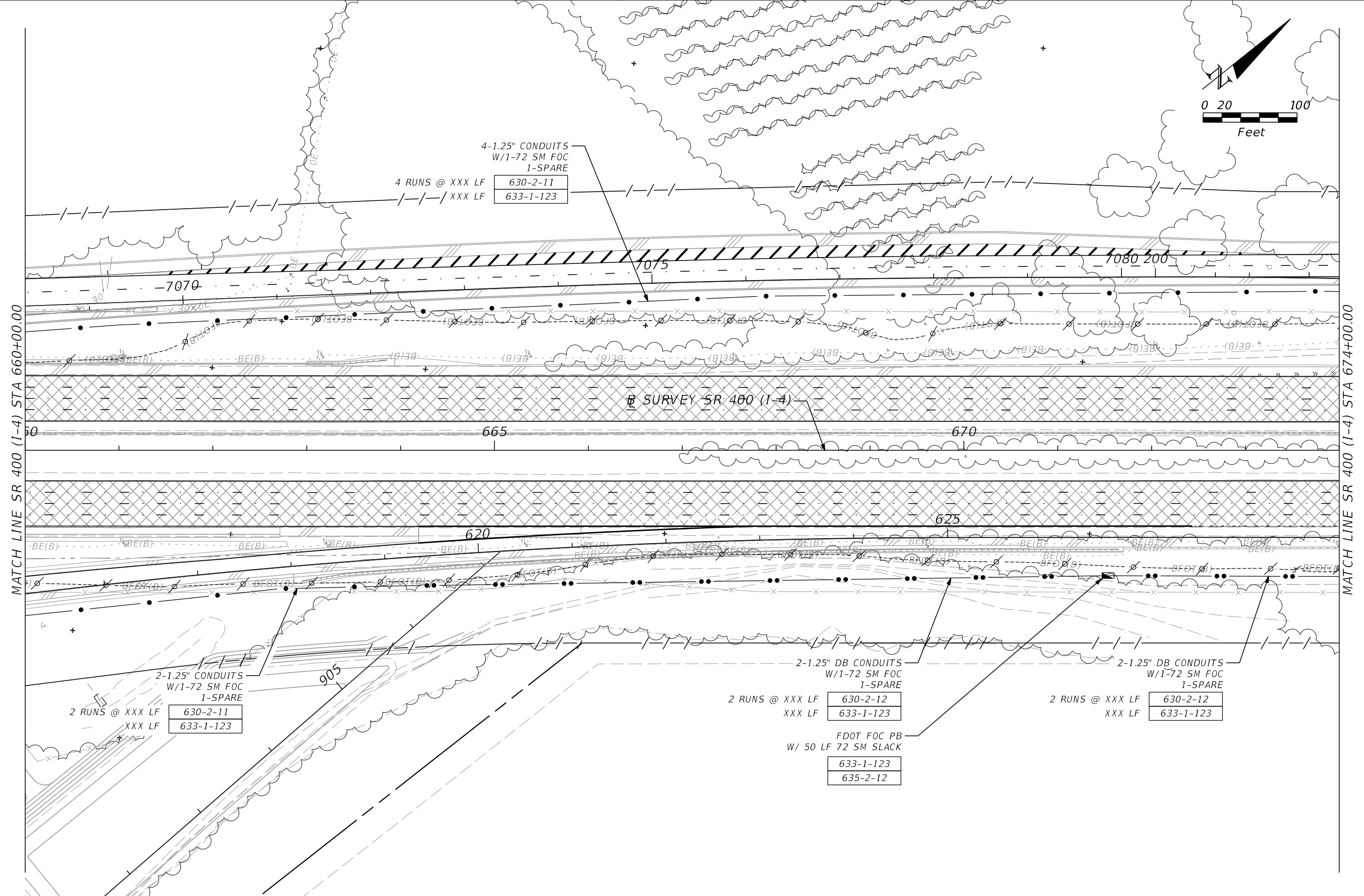
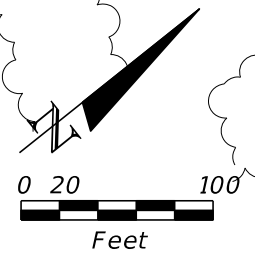
AECOM Technical Services, Inc.  
150 North Orange Avenue, Suite 200  
Orlando, FL 32801  
C.A. No. 8115  
Patrick Robert O'Shea, P.E. No. 81435

STATE OF FLORIDA DEPARTMENT OF TRANSPORTATION		
ROAD NO.	COUNTY	FINANCIAL PROJECT ID
SR 400	ORANGE	441113-1-52-01

SR 400 (I-4) - PLAN 9

SHEET NO.  
IT-19

PRELIMINARY: NOT FOR CONSTRUCTION



MATCH LINE SR 400 (I-4) STA 660+00.00

MATCH LINE SR 400 (I-4) STA 674+00.00

2-1.25" CONDUITS  
W/1-72 SM FOC  
1-SPARE  
2 RUNS @ XXX LF 630-2-11  
XXX LF 633-1-123

4-1.25" CONDUITS  
W/1-72 SM FOC  
1-SPARE  
4 RUNS @ XXX LF 630-2-11  
XXX LF 633-1-123

2-1.25" DB CONDUITS  
W/1-72 SM FOC  
1-SPARE  
2 RUNS @ XXX LF 630-2-12  
XXX LF 633-1-123  
FDOT FOC PB  
W/ 50 LF 72 SM SLACK  
633-1-123  
635-2-12

2-1.25" DB CONDUITS  
W/1-72 SM FOC  
1-SPARE  
2 RUNS @ XXX LF 630-2-12  
XXX LF 633-1-123

REVISIONS			
DATE	DESCRIPTION	DATE	DESCRIPTION

AECOM Technical Services, Inc.  
150 North Orange Avenue, Suite 200  
Orlando, FL 32801  
C.A. No. 8115  
Patrick Robert O'Shea, P.E. No. 81435

STATE OF FLORIDA DEPARTMENT OF TRANSPORTATION		
ROAD NO.	COUNTY	FINANCIAL PROJECT ID
SR 400	ORANGE	441113-1-52-01

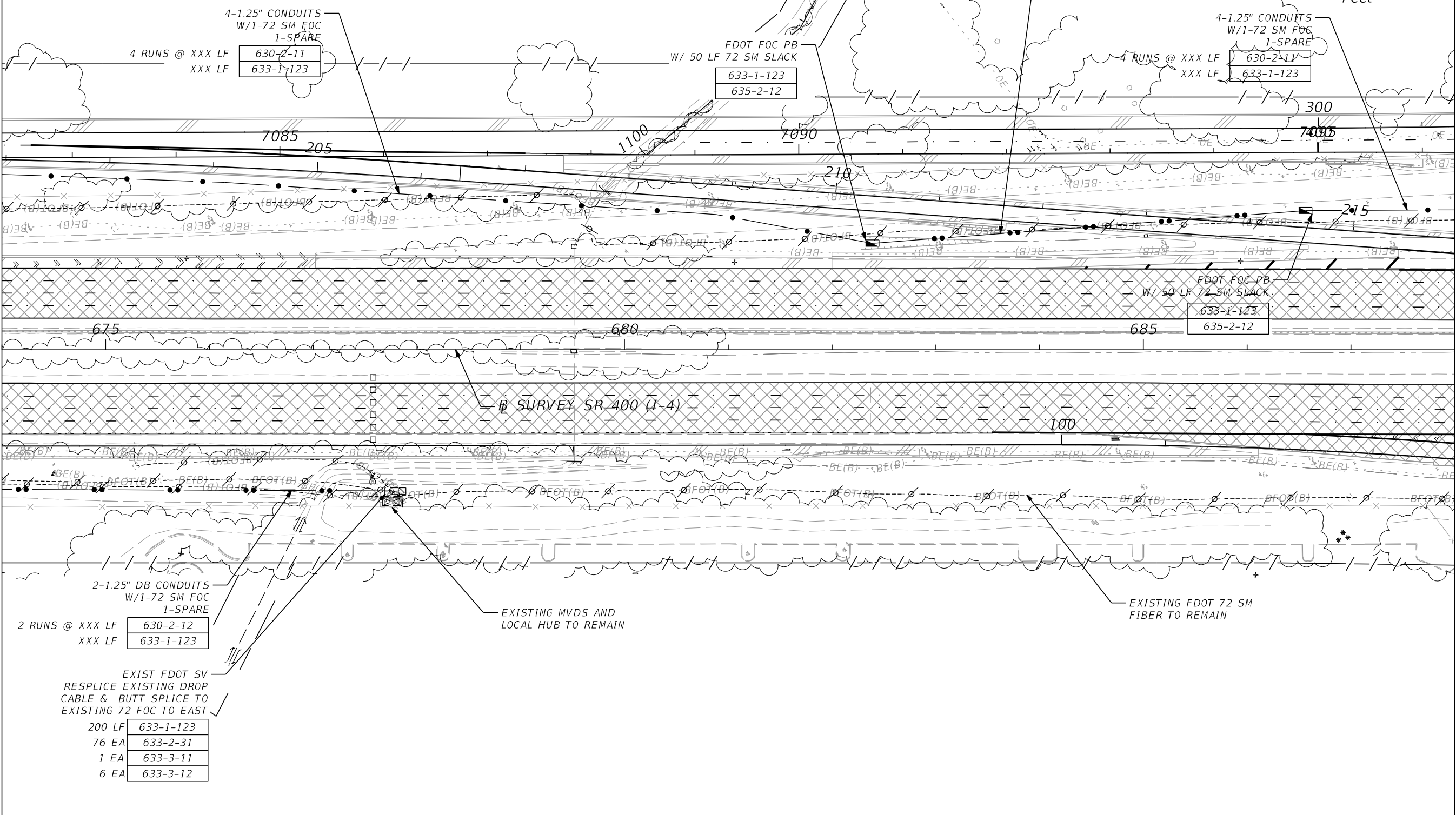
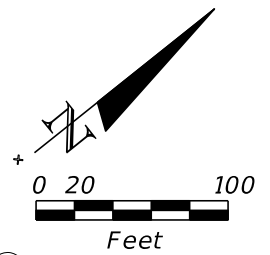
**SR 400 (I-4) - PLAN 10**

SHEET NO.  
**IT-20**

PRELIMINARY: NOT FOR CONSTRUCTION

MATCH LINE SR 400 (I-4) STA 674+00.00

MATCH LINE SR 400 (I-4) STA 688+00.00



4-1.25" CONDUITS  
W/1-72 SM FOC  
1-SPARE  
4 RUNS @ XXX LF  
XXX LF

630-2-11
633-1-123

FDOT FOC PB  
W/ 50 LF 72 SM SLACK

633-1-123
635-2-12

4-1.25" DB CONDUITS W/ CASING  
& W/1-72 SM FOC  
1-SPARE  
2 RUNS @ XXX LF  
XXX LF

630-2-12
633-1-123

4-1.25" CONDUITS  
W/1-72 SM FOC  
1-SPARE  
4 RUNS @ XXX LF  
XXX LF

630-2-11
633-1-123

FDOT FOC PB  
W/ 50 LF 72 SM SLACK

633-1-123
635-2-12

2-1.25" DB CONDUITS  
W/1-72 SM FOC  
1-SPARE  
2 RUNS @ XXX LF  
XXX LF

630-2-12
633-1-123

EXIST FDOT SV  
RESPLICE EXISTING DROP  
CABLE & BUTT SPLICE TO  
EXISTING 72 FOC TO EAST

200 LF	633-1-123
76 EA	633-2-31
1 EA	633-3-11
6 EA	633-3-12

EXISTING MVDS AND  
LOCAL HUB TO REMAIN

EXISTING FDOT 72 SM  
FIBER TO REMAIN

REVISIONS			
DATE	DESCRIPTION	DATE	DESCRIPTION

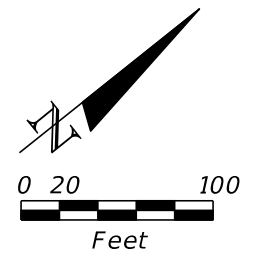
AECOM Technical Services, Inc.  
150 North Orange Avenue, Suite 200  
Orlando, FL 32801  
C.A. No. 8115  
Patrick Robert O'Shea, P.E. No. 81435

STATE OF FLORIDA DEPARTMENT OF TRANSPORTATION		
ROAD NO.	COUNTY	FINANCIAL PROJECT ID
SR 400	ORANGE	441113-1-52-01

SR 400 (I-4) - PLAN 11

SHEET NO.  
IT-21

PRELIMINARY: NOT FOR CONSTRUCTION



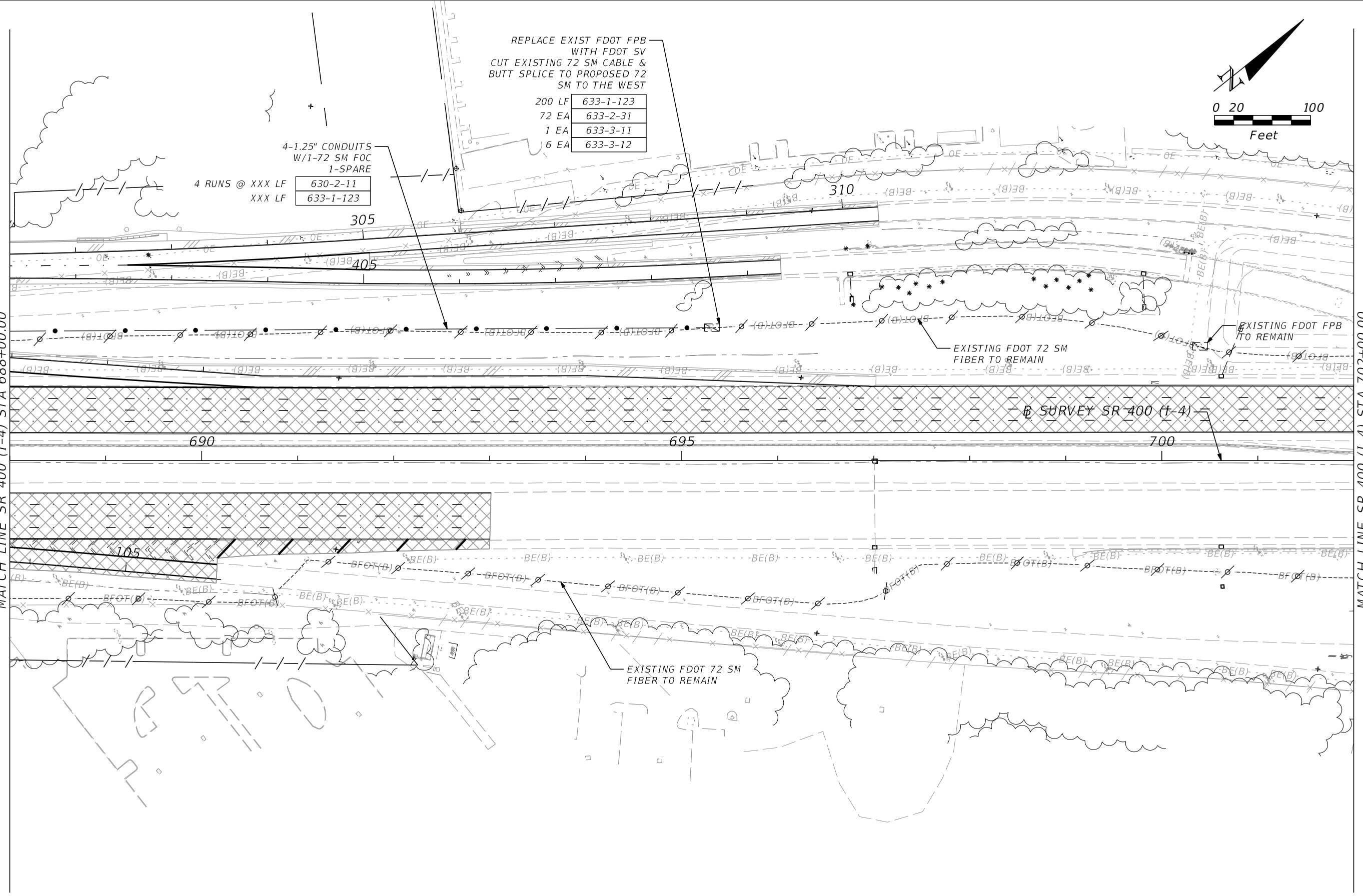
REPLACE EXIST FDOT FPB  
WITH FDOT SV  
CUT EXISTING 72 SM CABLE &  
BUTT SPLICE TO PROPOSED 72  
SM TO THE WEST

200 LF	633-1-123
72 EA	633-2-31
1 EA	633-3-11
6 EA	633-3-12

4-1.25" CONDUITS  
W/1-72 SM FOC  
1-SPARE  
4 RUNS @ XXX LF 630-2-11  
XXX LF 633-1-123

MATCH LINE SR 400 (I-4) STA 688+00.00

MATCH LINE SR 400 (I-4) STA 702+00.00



REVISIONS			
DATE	DESCRIPTION	DATE	DESCRIPTION

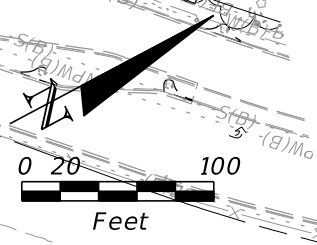
AECOM Technical Services, Inc.  
150 North Orange Avenue, Suite 200  
Orlando, FL 32801  
C.A. No. 8115  
Patrick Robert O'Shea, P.E. No. 81435

STATE OF FLORIDA DEPARTMENT OF TRANSPORTATION		
ROAD NO.	COUNTY	FINANCIAL PROJECT ID
SR 400	ORANGE	441113-1-52-01

**SR 400 (I-4) - PLAN 12**

SHEET NO.  
**IT-22**

PRELIMINARY: NOT FOR CONSTRUCTION



END PROJECT 441113-1-52-01  
 END CONSTRUCTION 441113-1-52-01  
 SURVEY SR 400 (I-4) STA 707+00.00

MATCH LINE SR 400 (I-4) STA 702+00.00

EXISTING FDOT 72 SM FIBER TO REMAIN

EXIST. CCTV AND 2-MVDS TO REMAIN

SURVEY SR 400 (I-4)

EXISTING FDOT 72 SM FIBER TO REMAIN

EXISTING 12 SM FIBER DROP TO REMAIN

EXISTING LOCAL HUB-70.9 TO REMAIN

REVISIONS			
DATE	DESCRIPTION	DATE	DESCRIPTION

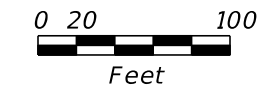
AECOM Technical Services, Inc.  
 150 North Orange Avenue, Suite 200  
 Orlando, FL 32801  
 C.A. No. 8115  
 Patrick Robert O'Shea, P.E. No. 81435

STATE OF FLORIDA DEPARTMENT OF TRANSPORTATION		
ROAD NO.	COUNTY	FINANCIAL PROJECT ID
SR 400	ORANGE	441113-1-52-01

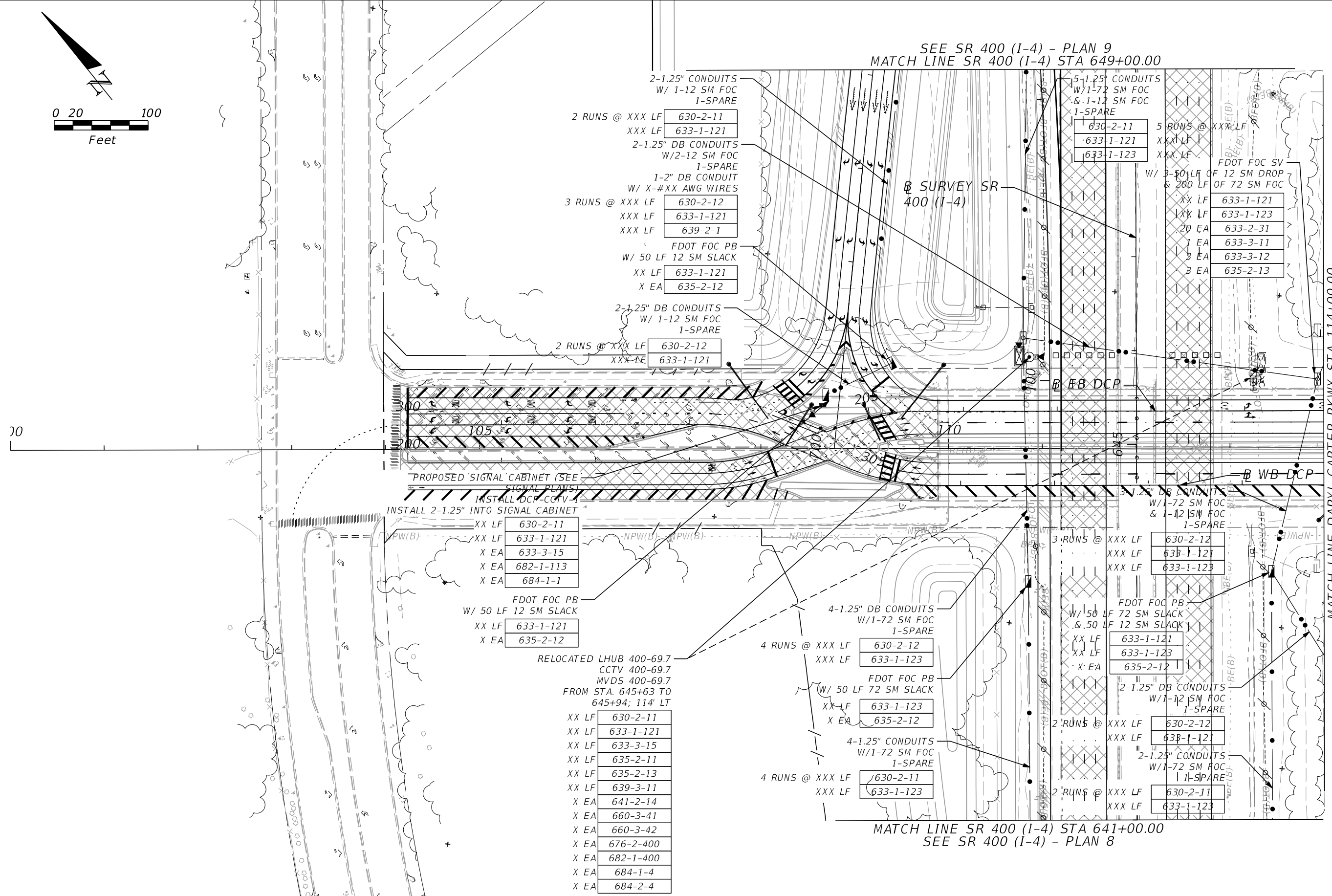
SR 400 (I-4) - PLAN 13

SHEET NO.  
IT-23

PRELIMINARY: NOT FOR CONSTRUCTION



SEE SR 400 (I-4) - PLAN 9  
MATCH LINE SR 400 (I-4) STA 649+00.00



MATCH LINE DARYL CARTER PKWY STA 114+00.00

MATCH LINE SR 400 (I-4) STA 641+00.00  
SEE SR 400 (I-4) - PLAN 8

PROPOSED SIGNAL CABINET (SEE SIGNAL PLANS)  
INSTALL DCP-CCTV  
INSTALL 2-1.25\"/>

- RELOCATED LHUB 400-69.7  
CCTV 400-69.7  
MVDS 400-69.7  
FROM STA. 645+63 TO 645+94; 114' LT
- XX LF 630-2-11
  - XX LF 633-1-121
  - XX LF 633-3-15
  - XX LF 635-2-11
  - XX LF 635-2-13
  - XX LF 639-3-11
  - X EA 641-2-14
  - X EA 660-3-41
  - X EA 660-3-42
  - X EA 676-2-400
  - X EA 682-1-400
  - X EA 684-1-4
  - X EA 684-2-4

REVISIONS			
DATE	DESCRIPTION	DATE	DESCRIPTION

AECOM Technical Services, Inc.  
150 North Orange Avenue, Suite 200  
Orlando, FL 32801  
C.A. No. 8115  
Patrick Robert O'Shea, P.E. No. 81435

STATE OF FLORIDA DEPARTMENT OF TRANSPORTATION		
ROAD NO.	COUNTY	FINANCIAL PROJECT ID
SR 400	ORANGE	441113-1-52-01

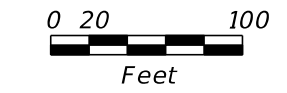
**DARYL CARTER PKWY - PLAN 1**

SHEET NO.  
IT-24

PRELIMINARY: NOT FOR CONSTRUCTION



SEE SR 400 (I-4) - PLAN 9  
MATCH LINE B RAMP IC\_DCP  
STA 604+05.96



MATCH LINE DARYL CARTER PKWY STA 114+00.00

2-1.25" DB CONDUITS  
W/1-72 SM FOC  
1-SPARE

630-2-12	2 RUNS @ XXX LF
633-1-123	XXX LF

FDOT FOC PB  
W/ 50 LF 72 SM SLACK

633-1-123	XX LF
635-2-12	X EA

2-1.25" DB CONDUITS  
W/1-72 SM FOC  
1-SPARE

630-2-12	2 RUNS @ XXX LF
633-1-123	XXX LF

PROPOSED SIGNAL CABINET (SEE  
SIGNAL PLANS)  
INSTALL DCP-CCTV-2  
INSTALL 2-1.25" INTO SIGNAL CABINET

630-2-11	XX LF
633-1-121	XX LF
633-3-15	X EA
682-1-113	X EA
684-1-1	X EA

FDOT FOC PB  
W/ 50 LF 12 SM SLACK

633-1-121	XX LF
635-2-12	X EA

2-1.25" DB CONDUITS  
W/1-72 SM FOC  
1-SPARE

630-2-12	2 RUNS @ XXX LF
633-1-121	XXX LF

2-1.25" CONDUITS  
W/1-72 SM FOC  
1-SPARE

630-2-11	2 RUNS @ XXX LF
633-1-121	XXX LF

FDOT FOC PB  
W/ 50 LF 12 SM SLACK

633-1-121	XX LF
635-2-12	X EA

MATCH LINE B RAMP IB\_DCP  
STA 511+61.14  
SEE SR 400 (I-4) - PLAN 8

DARYL CARTER PKWY

REVISIONS			
DATE	DESCRIPTION	DATE	DESCRIPTION

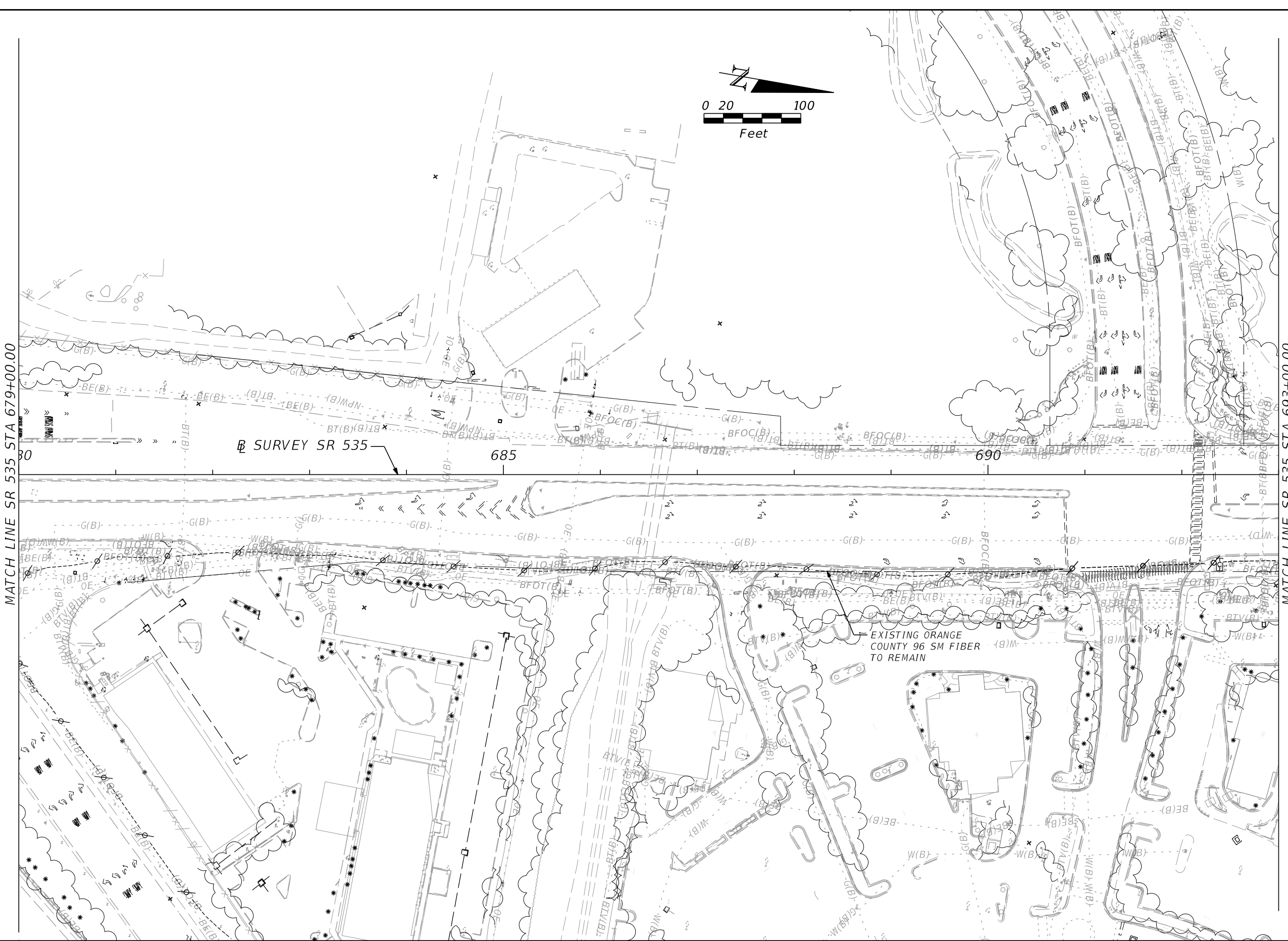
AECOM Technical Services, Inc.  
150 North Orange Avenue, Suite 200  
Orlando, FL 32801  
C.A. No. 8115  
Patrick Robert O'Shea, P.E. No. 81435

STATE OF FLORIDA DEPARTMENT OF TRANSPORTATION		
ROAD NO.	COUNTY	FINANCIAL PROJECT ID
SR 400	ORANGE	441113-1-52-01

DARYL CARTER PKWY - PLAN 2

SHEET NO.  
IT-25

PRELIMINARY: NOT FOR CONSTRUCTION



MATCH LINE SR 535 STA 679+00.00

MATCH LINE SR 535 STA 693+00.00

**SR SURVEY SR 535**

685

690

EXISTING ORANGE COUNTY 96 SM FIBER TO REMAIN

REVISIONS	
DATE	DESCRIPTION

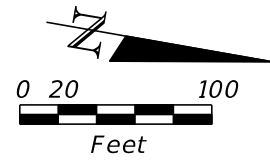
AECOM Technical Services, Inc.  
 150 North Orange Avenue, Suite 200  
 Orlando, FL 32801  
 C.A. No. 8115  
 Patrick Robert O'Shea, P.E. No. 81435

STATE OF FLORIDA DEPARTMENT OF TRANSPORTATION		
ROAD NO.	COUNTY	FINANCIAL PROJECT ID
SR 400	ORANGE	441113-1-52-01

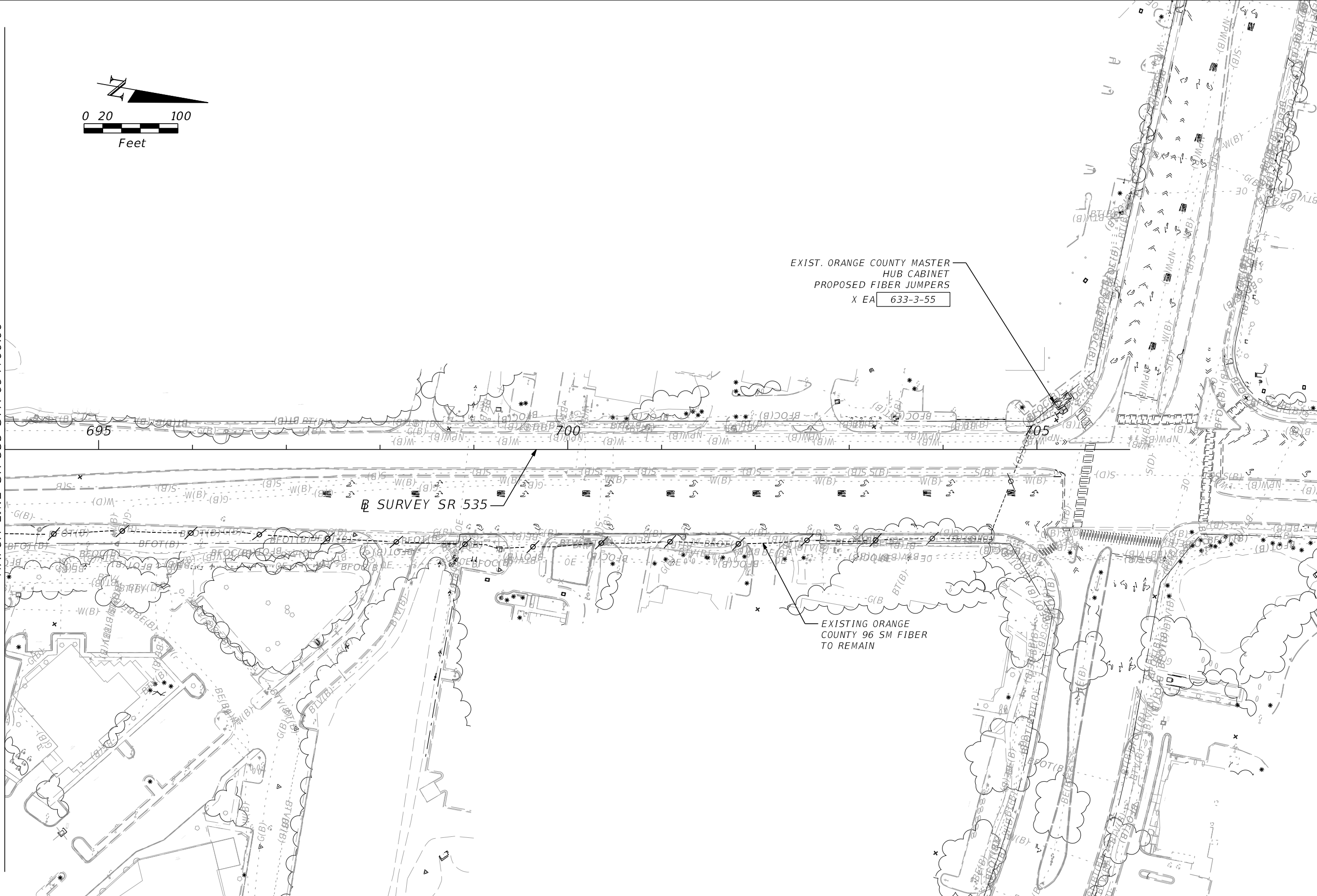
**SR 535 - PLAN 1**

SHEET NO.  
IT-26

PRELIMINARY: NOT FOR CONSTRUCTION



MATCH LINE SR 535 STA 694+00.00



REVISIONS			
DATE	DESCRIPTION	DATE	DESCRIPTION

AECOM Technical Services, Inc.  
 150 North Orange Avenue, Suite 200  
 Orlando, FL 32801  
 C.A. No. 8115  
 Patrick Robert O'Shea, P.E. No. 81435

STATE OF FLORIDA DEPARTMENT OF TRANSPORTATION		
ROAD NO.	COUNTY	FINANCIAL PROJECT ID
SR 400	ORANGE	441113-1-52-01

**SR 535 - PLAN 2**

SHEET NO.  
IT-27

PRELIMINARY: NOT FOR CONSTRUCTION

"ELECTRICAL WORK TO BE SHOWN WITH THE 90% SUBMITTAL"

REVISIONS				AECOM Technical Services, Inc. 150 North Orange Avenue, Suite 200 Orlando, FL 32801 C.A. No. 8115 Patrick Robert O'Shea, P.E. No. 81435	STATE OF FLORIDA DEPARTMENT OF TRANSPORTATION			POWER SERVICE DETAILS (1)	SHEET NO.
DATE	DESCRIPTION	DATE	DESCRIPTION		ROAD NO.	COUNTY	FINANCIAL PROJECT ID		IT-28
					SR 400	ORANGE	441113-1-52-01		

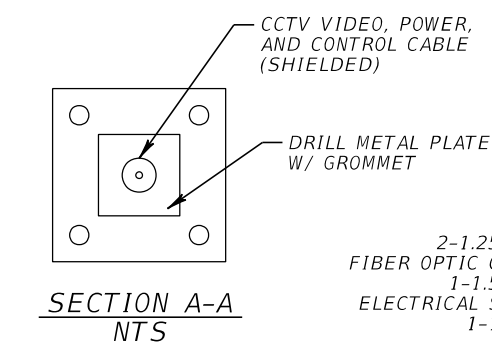
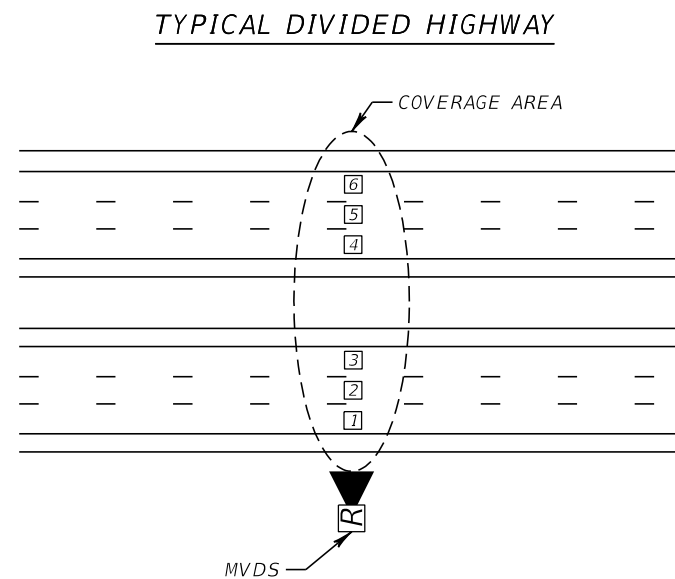
"ELECTRICAL WORK TO BE SHOWN WITH THE 90% SUBMITTAL"

REVISIONS				AECOM Technical Services, Inc. 150 North Orange Avenue, Suite 200 Orlando, FL 32801 C.A. No. 8115 Patrick Robert O'Shea, P.E. No. 81435	STATE OF FLORIDA DEPARTMENT OF TRANSPORTATION			POWER SERVICE DETAILS (2)	SHEET NO.
DATE	DESCRIPTION	DATE	DESCRIPTION		ROAD NO.	COUNTY	FINANCIAL PROJECT ID		IT-29
					SR 400	ORANGE	441113-1-52-01		

"ELECTRICAL WORK TO BE SHOWN WITH THE 90% SUBMITTAL"

REVISIONS				AECOM Technical Services, Inc. 150 North Orange Avenue, Suite 200 Orlando, FL 32801 C.A. No. 8115 Patrick Robert O'Shea, P.E. No. 81435	STATE OF FLORIDA DEPARTMENT OF TRANSPORTATION			POWER SERVICE DETAILS (3)	SHEET NO.
DATE	DESCRIPTION	DATE	DESCRIPTION		ROAD NO.	COUNTY	FINANCIAL PROJECT ID		IT-30
					SR 400	ORANGE	441113-1-52-01		

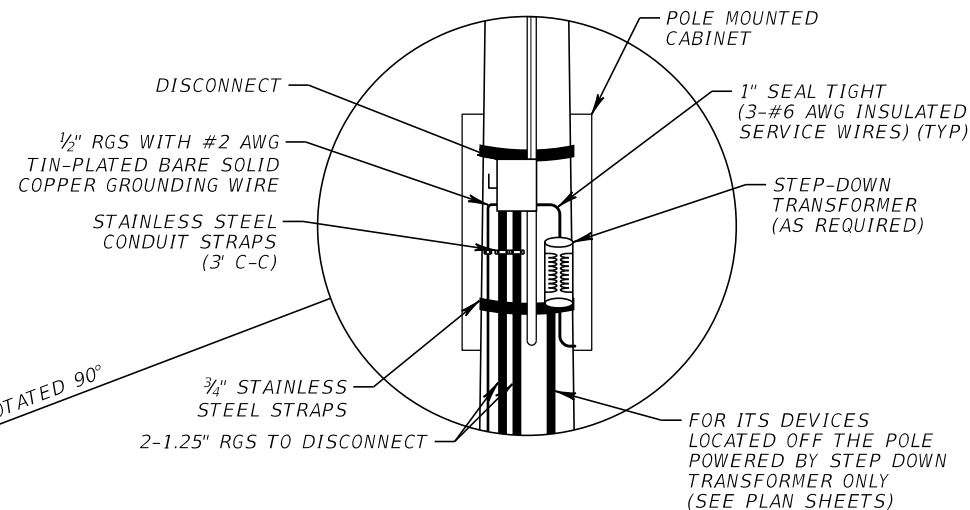
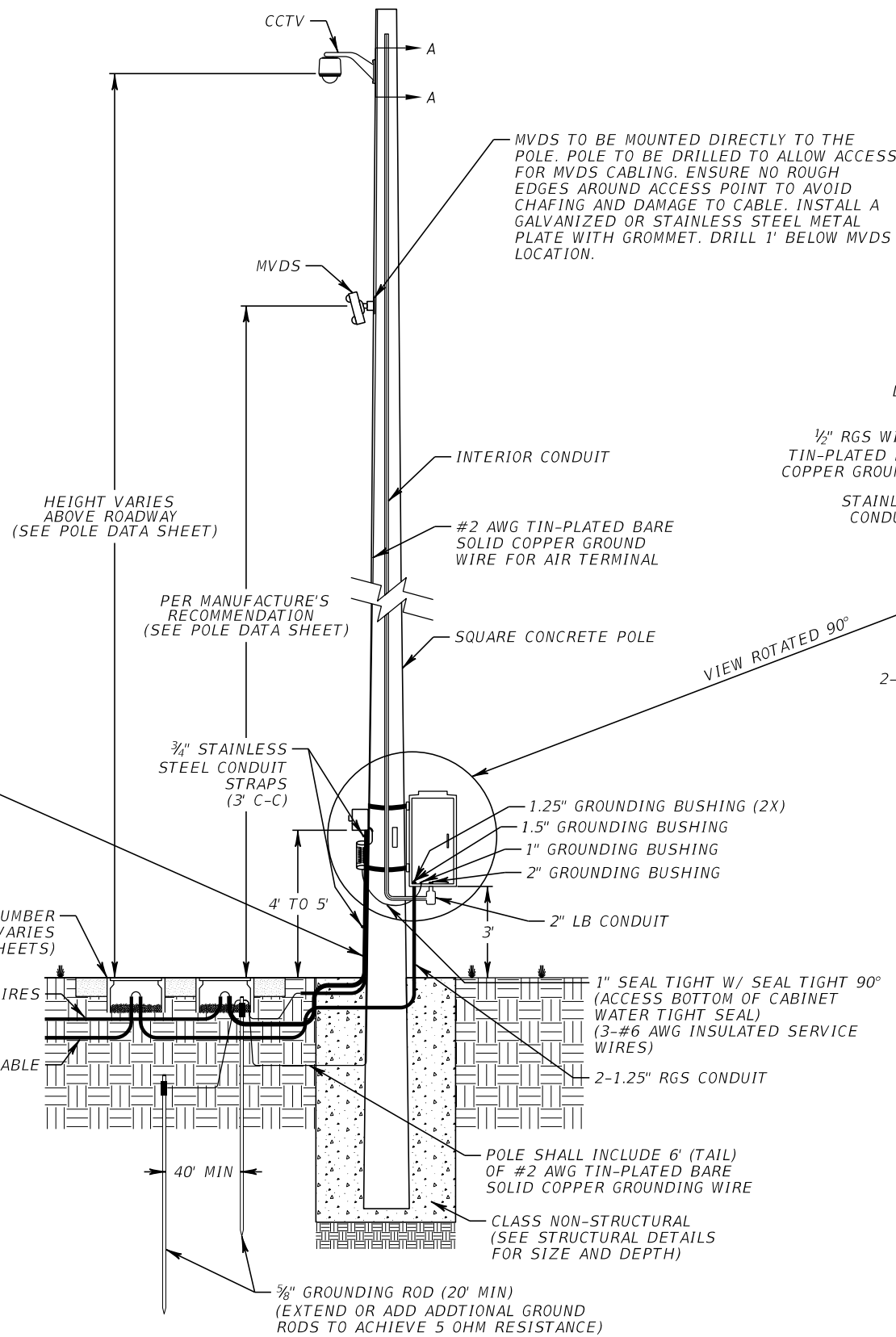
# TYPICAL CCTV & MVDS INSTALLATION DETAILS



2-1.25" RGS CONDUIT  
FIBER OPTIC CABLE & SPARE  
1-1.5" RGS CONDUIT  
ELECTRICAL SERVICE WIRES  
1-1" RGS CONDUIT  
GROUND WIRE  
\*SEE NOTE 2

LOCATION AND NUMBER  
OF PULL BOXES VARIES  
(SEE ITS PLAN SHEETS)

ELECTRICAL SERVICE WIRES  
FIBER OPTIC CABLE

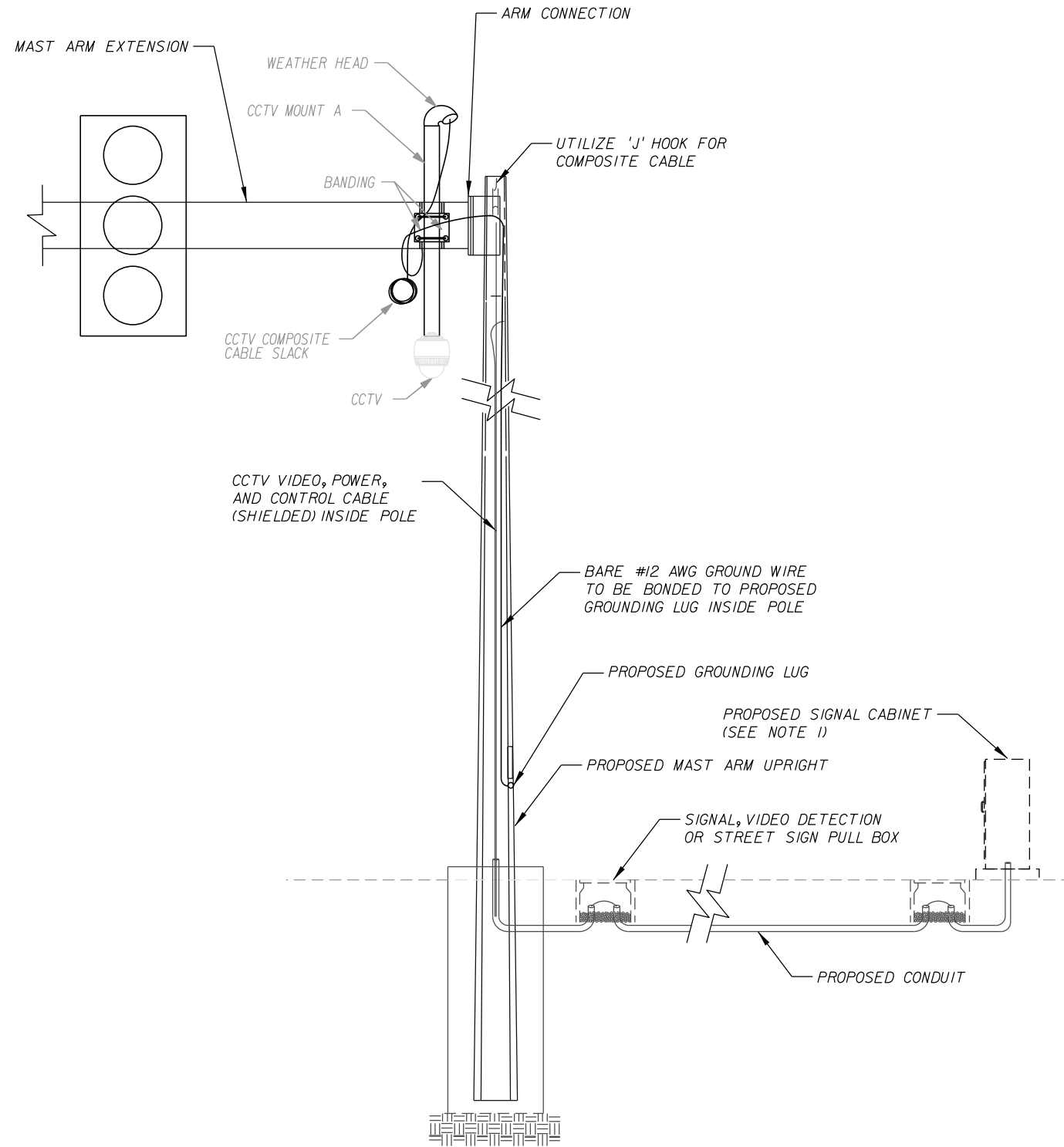


- NOTES:
1. MOUNT CCTV CAMERA ON THE SIDE OF POLE NEAREST INTENDED FIELD OF VIEW AND AVOID OCCLUDING THE VIEW WITH THE POLE.
  2. POLE MOUNTED CABINET TO BE ORIENTED PER THE ITS PLAN SHEETS.
  3. GROUNDING WIRE FROM CABINET SHALL BE PLACED IN ITS OWN CONDUIT AND ROUTED INTO THE NECESSARY PULL BOX.

- GROUNDING NOTES:
1. GROUND WIRE LEADS SHALL BE BONDED TO EQUIPMENT CABINETS WITH A COPPER GROUND BAR. BOND SHALL BE LOCATED ON THE INSIDE OF THE CABINET WITH THE EARTH WIRE TERMINATED IN A CABLE LUG, BOLTED TO THE GROUND BAR AND PROTECTED WITH NO-OX COMPOUND.
  2. THE GROUNDING SYSTEM SHALL MEET THE REQUIREMENT OF 5 OHMS OR LESS AS MEASURED FROM THE POLE STRUCTURE USING THE THREE-POINT GROUND MEASUREMENT TECHNIQUE. IF THE 5-OHM REQUIREMENT IS NOT MET, LONGER GROUND RODS MAY BE USED OR THE GROUNDING ARRAY EXTENDED UNTIL THE 5-OHM REQUIREMENT IS MET.

REVISIONS				AECOM Technical Services, Inc. 150 North Orange Avenue, Suite 200 Orlando, FL 32801 C.A. No. 8115 Patrick Robert O'Shea, P.E. No. 81435	STATE OF FLORIDA DEPARTMENT OF TRANSPORTATION			ITS MOUNTING DETAILS (1)	SHEET NO.
DATE	DESCRIPTION	DATE	DESCRIPTION		ROAD NO.	COUNTY	FINANCIAL PROJECT ID		IT-31
					SR 400	ORANGE	441113-1-52-01		

PRELIMINARY: NOT FOR CONSTRUCTION



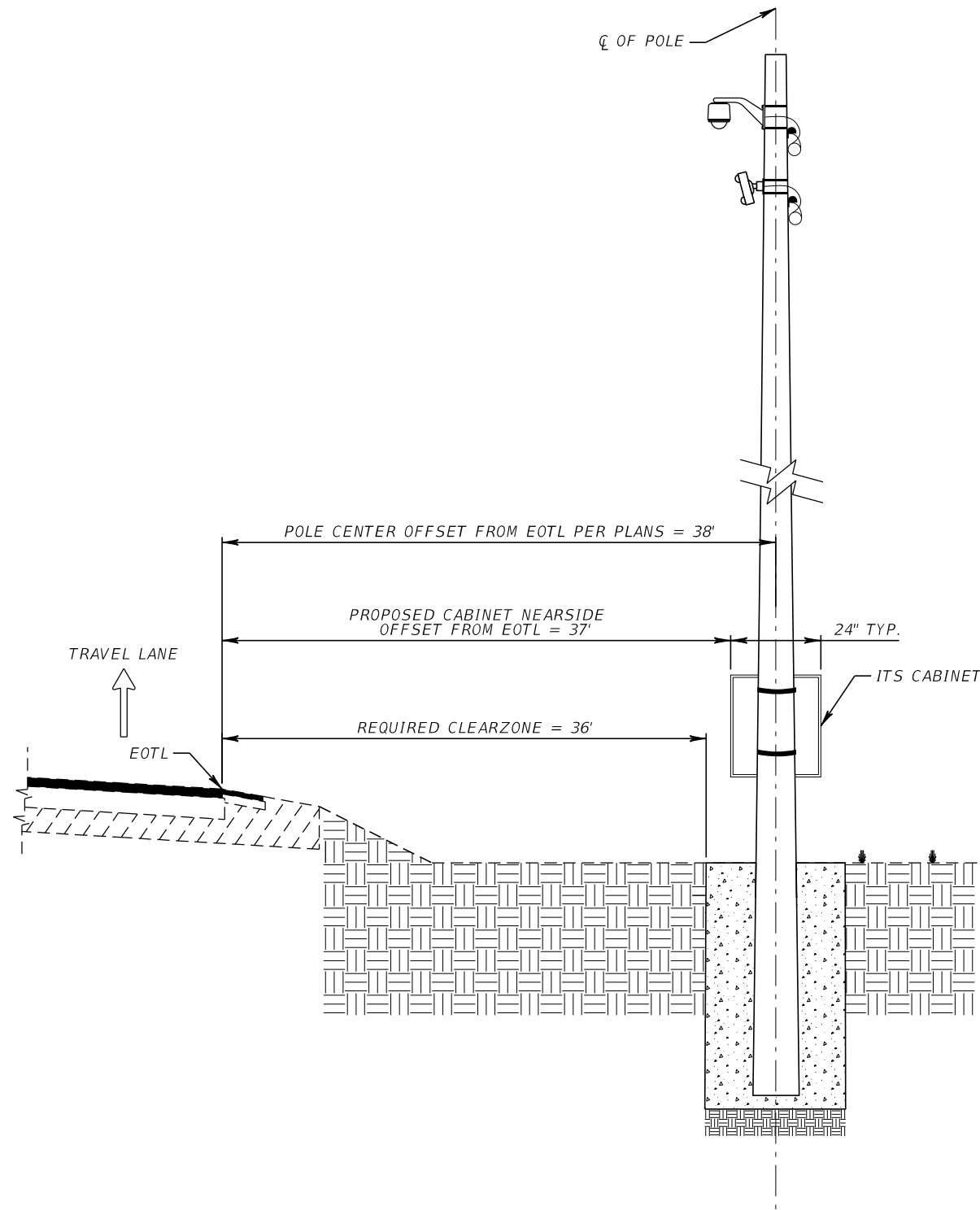
PROPOSED MAST ARM (TYPICAL)  
N.T.S.

NOTE:  
1. CONTRACTOR SHALL INSTALL CCTV POWER, DATA, AND VIDEO SURGE PROTECTION INSIDE THE CABINET.

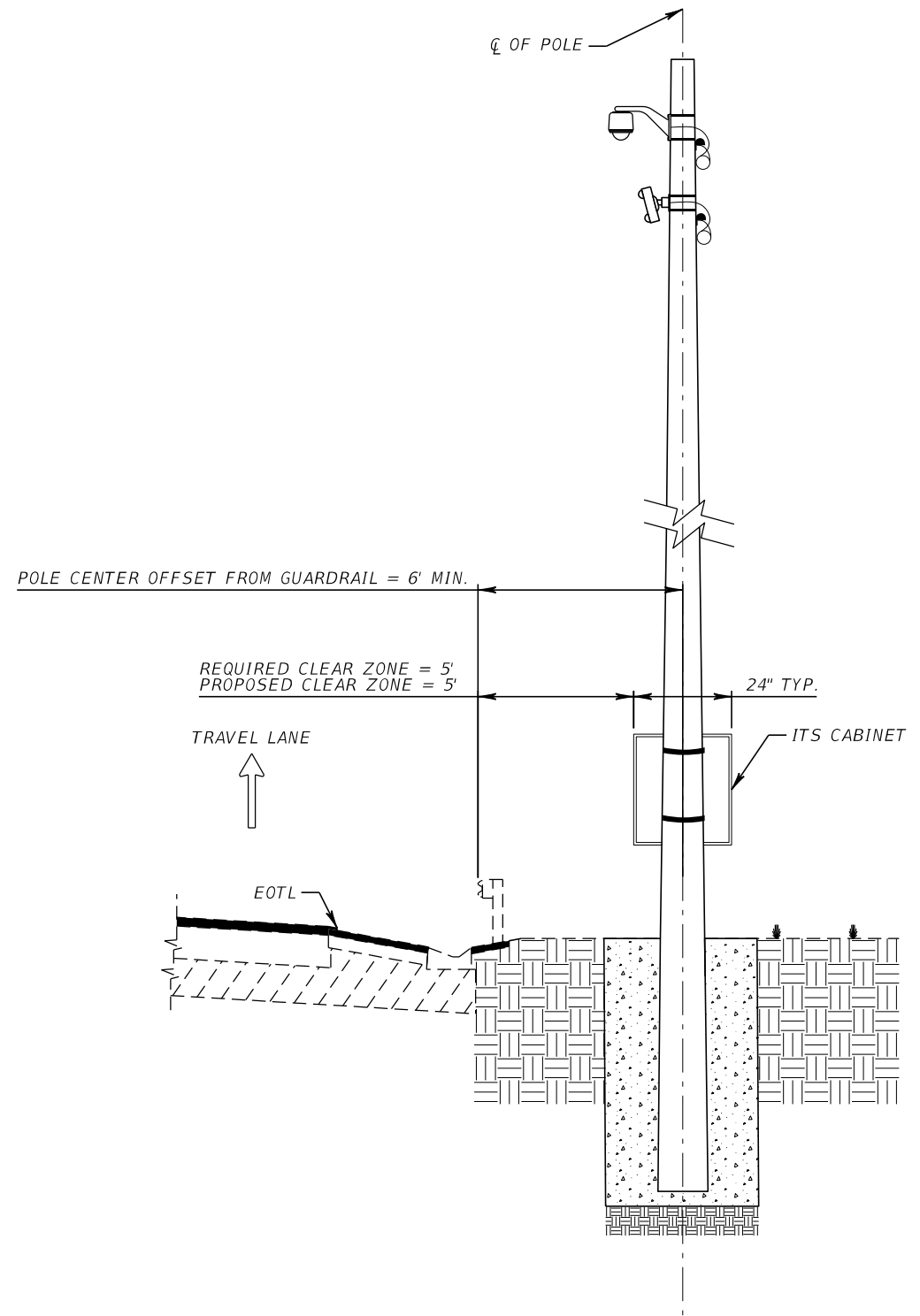
REVISIONS				AECOM Technical Services, Inc. 150 North Orange Avenue, Suite 200 Orlando, FL 32801 C.A. No. 8115 Patrick Robert O'Shea, P.E. No. 81435	STATE OF FLORIDA DEPARTMENT OF TRANSPORTATION			<b>ITS MOUNTING DETAILS (2)</b>	SHEET NO. IT-32
DATE	DESCRIPTION	DATE	DESCRIPTION		ROAD NO.	COUNTY	FINANCIAL PROJECT ID		
						SR 400	ORANGE		441113-1-52-01

PRELIMINARY: NOT FOR CONSTRUCTION





TYPICAL EOTL CLEAR ZONE DETAIL  
NTS



TYPICAL GUARDRAIL CLEAR ZONE DETAIL  
NTS

REVISIONS			
DATE	DESCRIPTION	DATE	DESCRIPTION

AECOM Technical Services, Inc.  
150 North Orange Avenue, Suite 200  
Orlando, FL 32801  
C.A. No. 8115  
Patrick Robert O'Shea, P.E. No. 81435

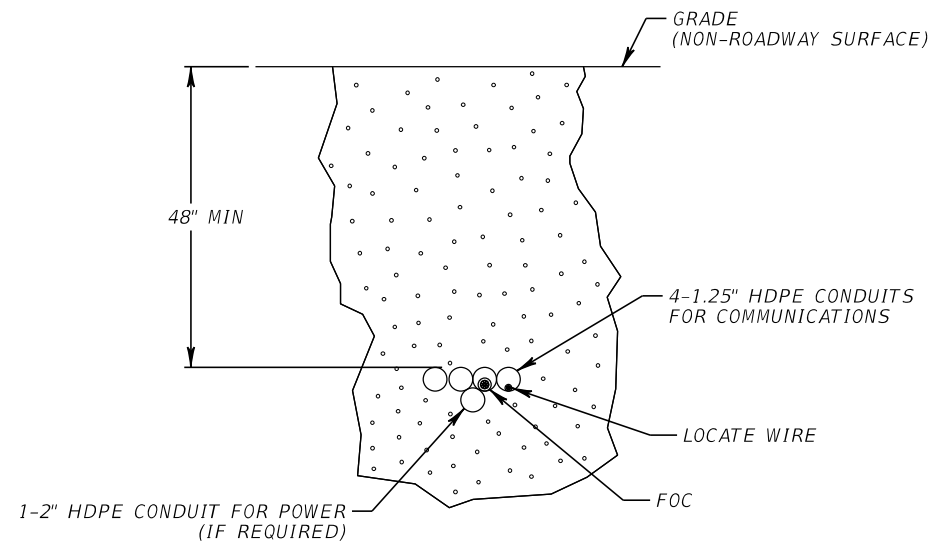
STATE OF FLORIDA  
DEPARTMENT OF TRANSPORTATION

ROAD NO.	COUNTY	FINANCIAL PROJECT ID
SR 400	ORANGE	441113-1-52-01

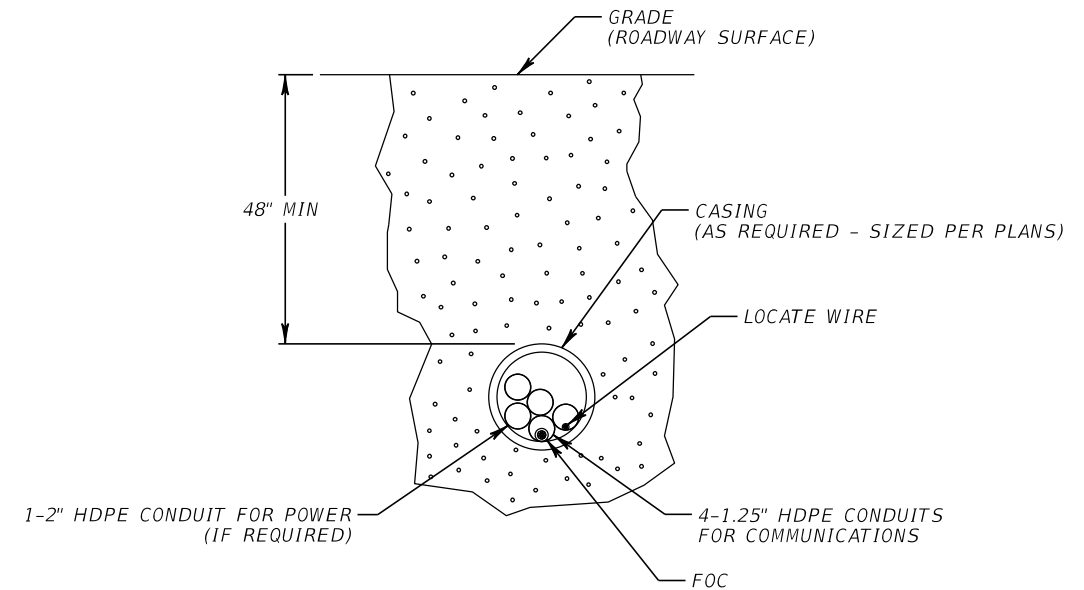
CLEAR ZONE DETAIL

SHEET NO.

IT-33



TYPICAL DIRECTIONAL BORE  
NTS

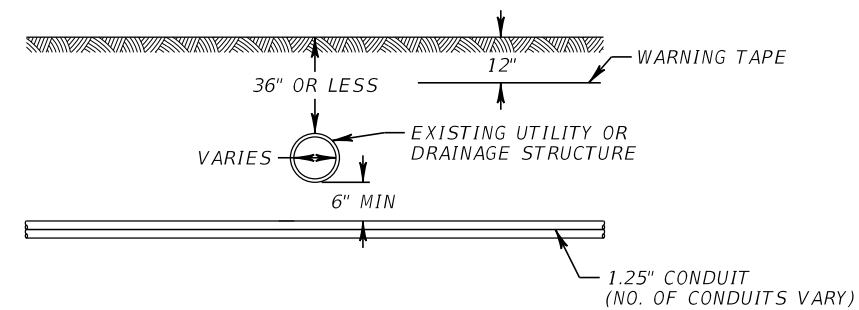
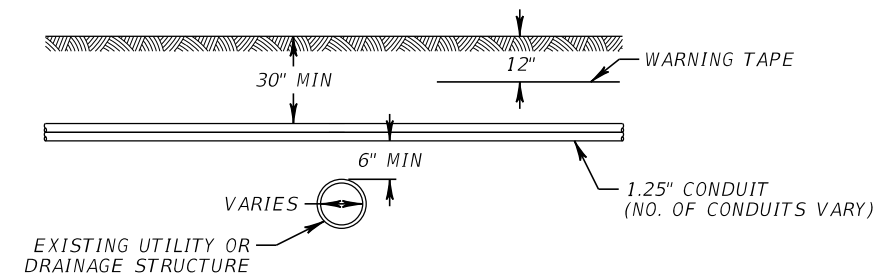
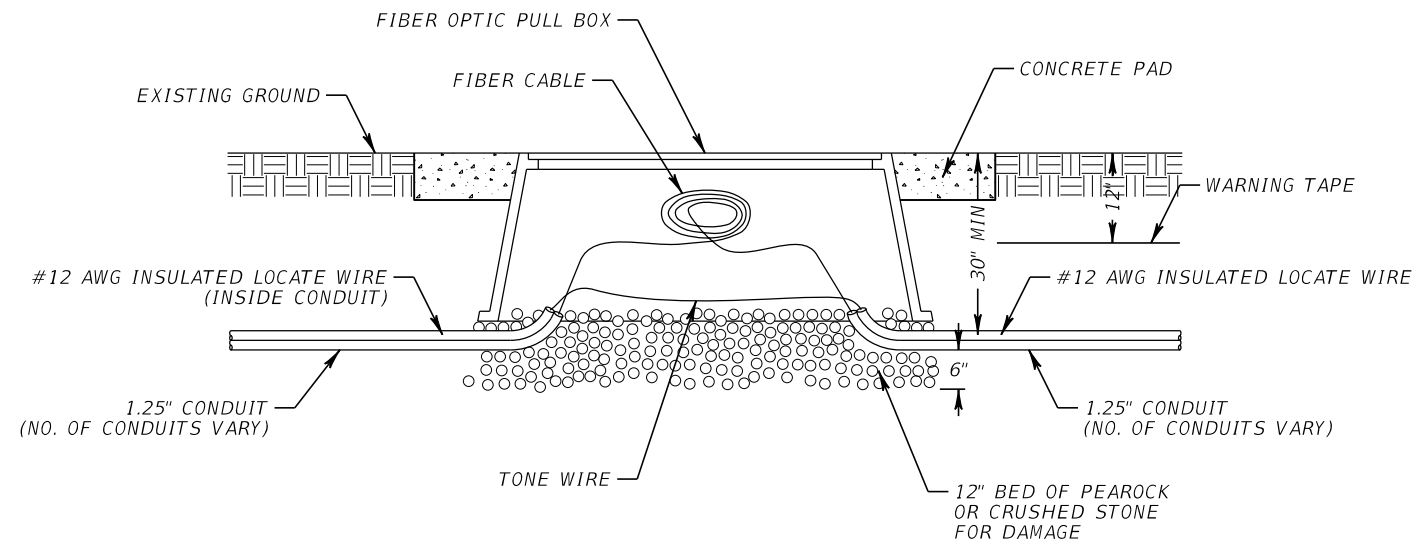
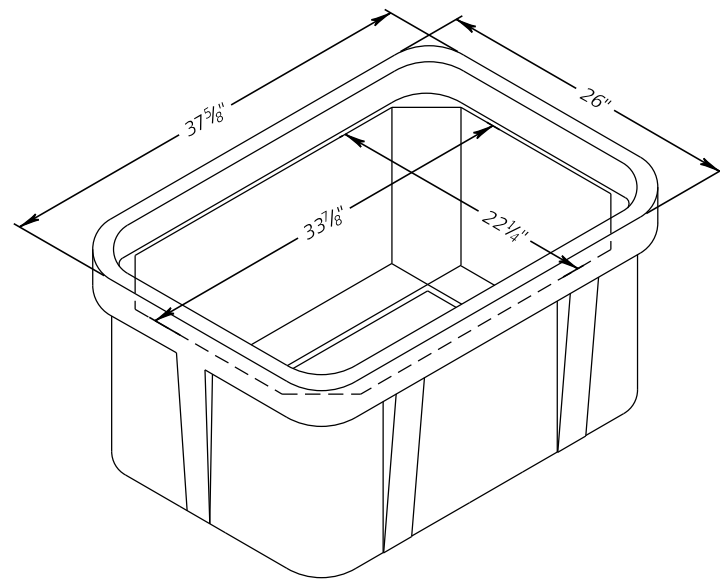
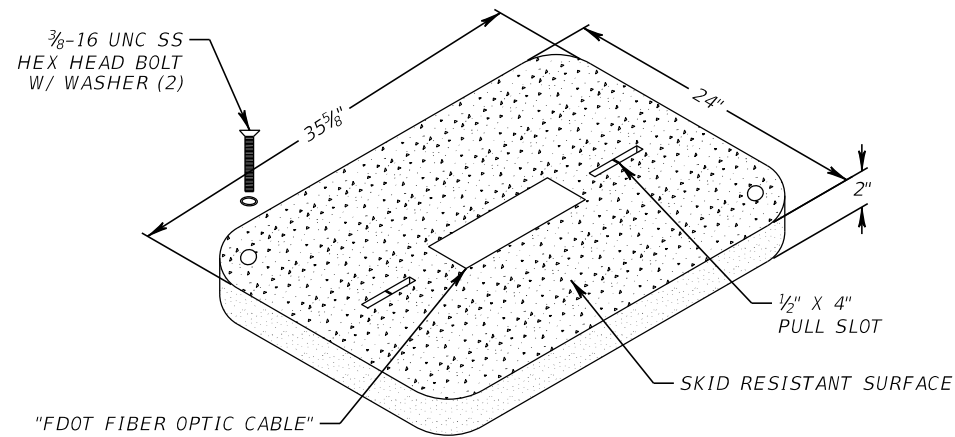


DIRECTIONAL BORE UNDER ROADWAY SURFACE  
NTS

REVISIONS				AECOM Technical Services, Inc. 150 North Orange Avenue, Suite 200 Orlando, FL 32801 C.A. No. 8115 Patrick Robert O'Shea, P.E. No. 81435	STATE OF FLORIDA DEPARTMENT OF TRANSPORTATION			<b><i>DIRECTIONAL BORE DETAIL</i></b>	SHEET NO.
DATE	DESCRIPTION	DATE	DESCRIPTION		ROAD NO.	COUNTY	FINANCIAL PROJECT ID		
						SR 400	ORANGE		441113-1-52-01

# FIBER OPTIC PULL BOX AND CONDUIT DETAILS

## NTS



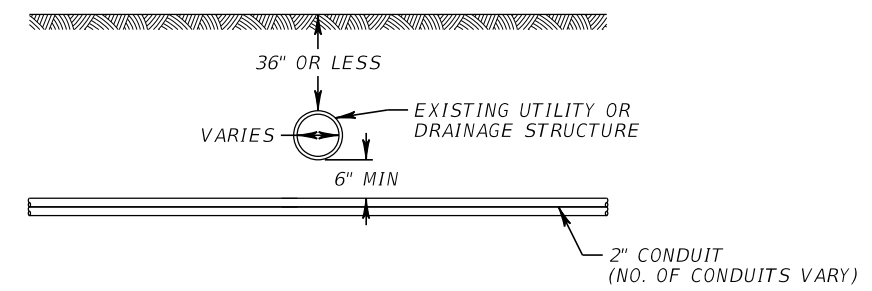
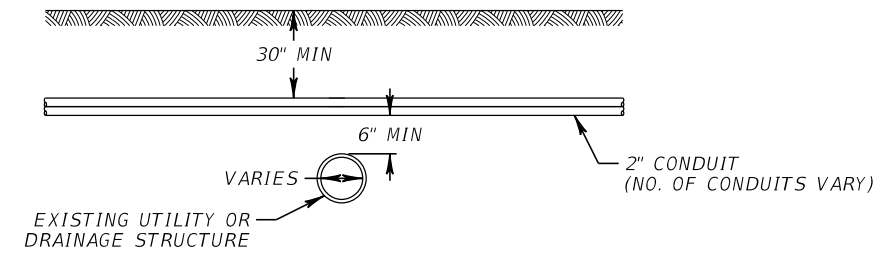
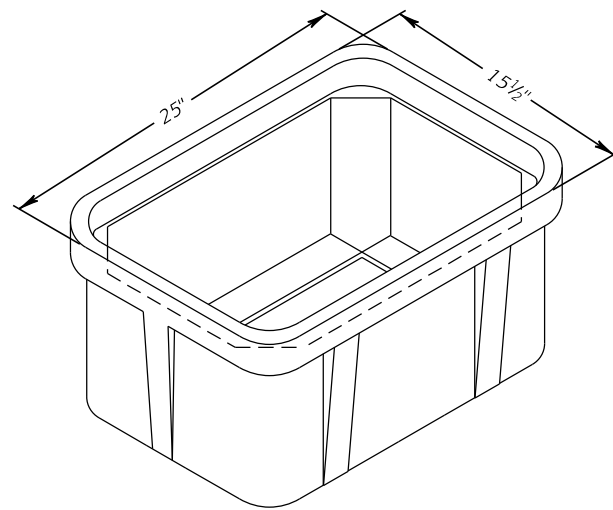
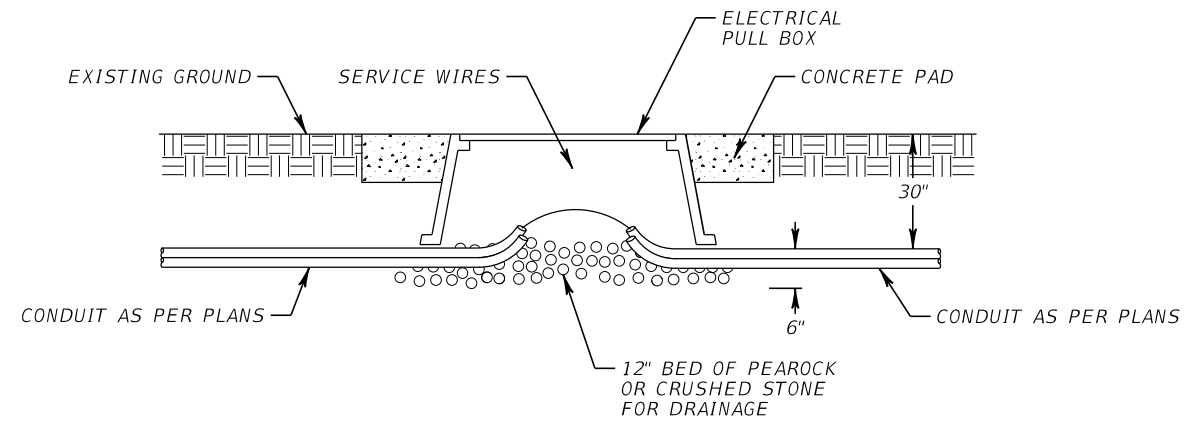
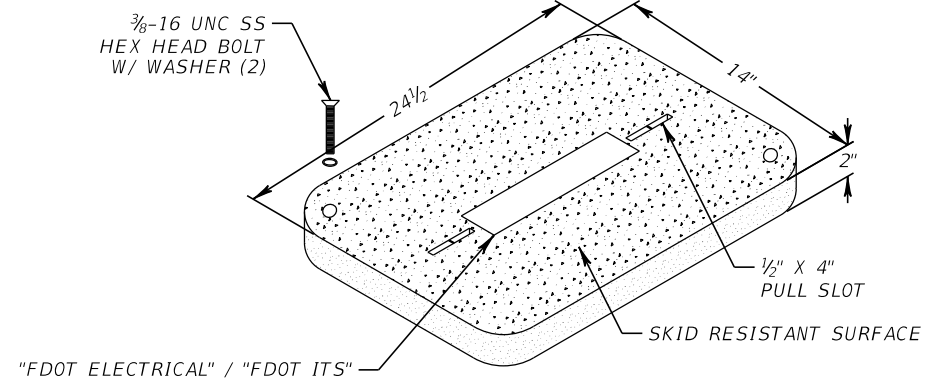
**FIBER OPTIC PULL BOX NOTES:**

1. FIBER OPTIC PULL BOX SHALL NOT BE INSTALLED IN ROADWAYS, DRIVEWAYS, PEDESTRIAN RAMPS, OR FLARES.
2. FIBER OPTIC PULL BOX LENGTH (LONG SIDE) SHALL BE PARALLEL TO THE CONDUIT RUN. WHEN THE CONDUIT RUN IS PERPENDICULAR AT THE JUNCTION POINT, THE PULL BOX SHALL BE PARALLEL TO THE ROADWAY.
3. SPARE FIBER OPTIC CABLE IS TO BE WOUND NEATLY AND CAREFULLY, AS NOT TO EXCEED THE MAXIMUM BENDING RADIUS OF THE FIBER OPTIC CABLE.

REVISIONS				AECOM Technical Services, Inc. 150 North Orange Avenue, Suite 200 Orlando, FL 32801 C.A. No. 8115 Patrick Robert O'Shea, P.E. No. 81435	STATE OF FLORIDA DEPARTMENT OF TRANSPORTATION			<b>PULL BOX AND CONDUIT DETAIL</b>	SHEET NO.
DATE	DESCRIPTION	DATE	DESCRIPTION		ROAD NO.	COUNTY	FINANCIAL PROJECT ID		IT-35
					SR 400	ORANGE	441113-1-52-01		

PRELIMINARY: NOT FOR CONSTRUCTION

***ELECTRICAL PULL BOX AND CONDUIT DETAILS***  
NTS



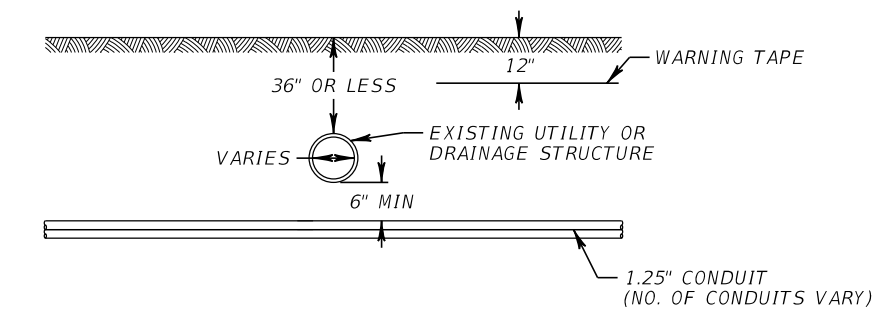
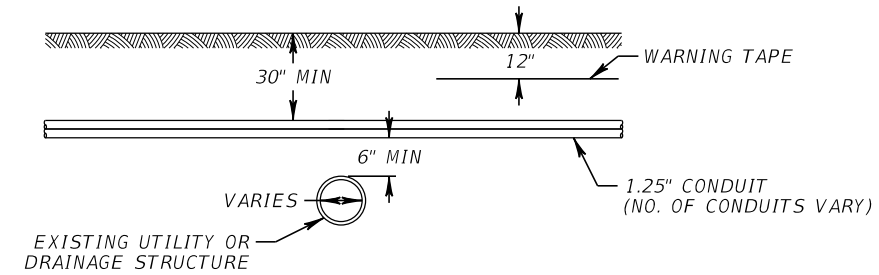
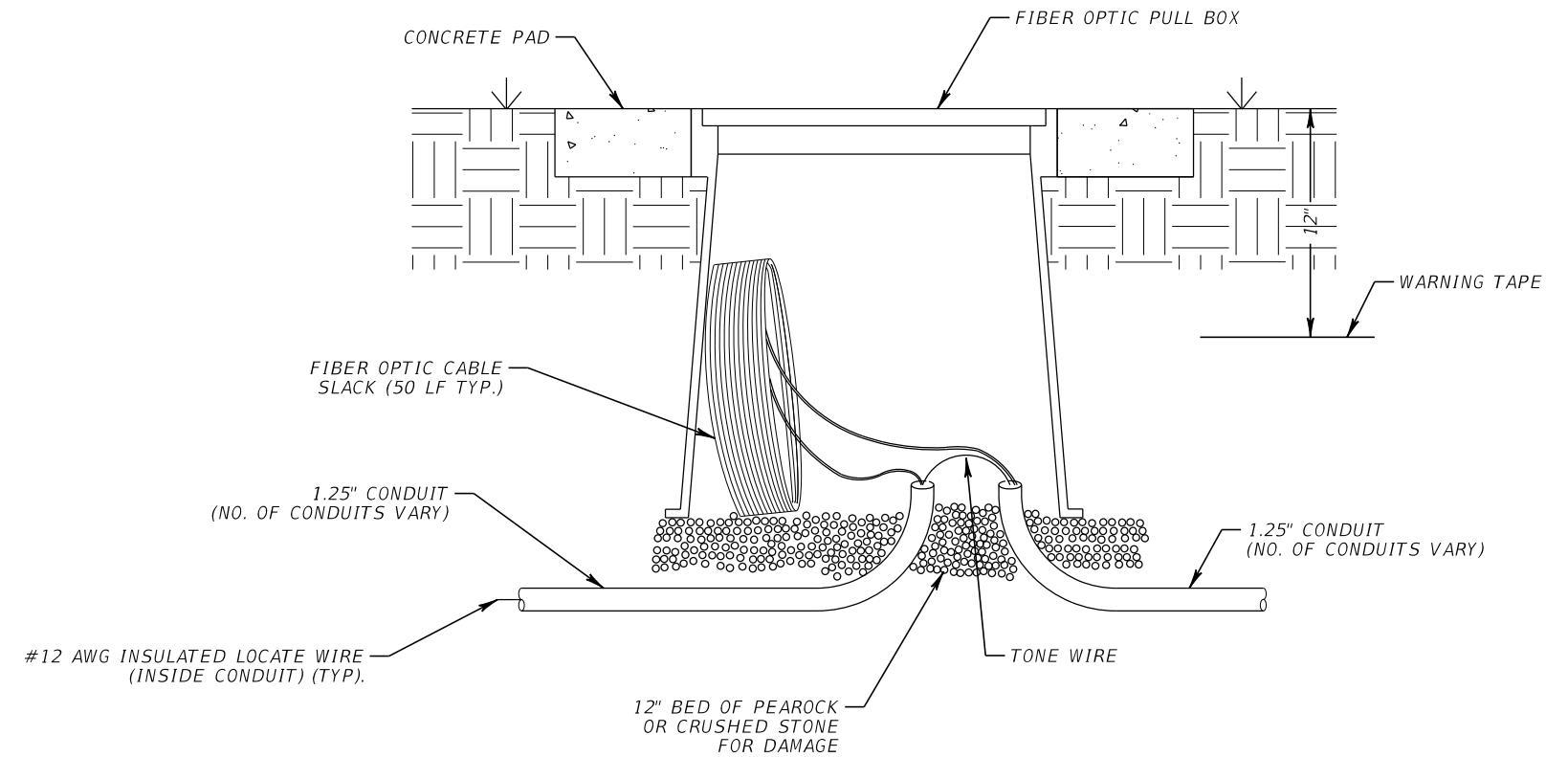
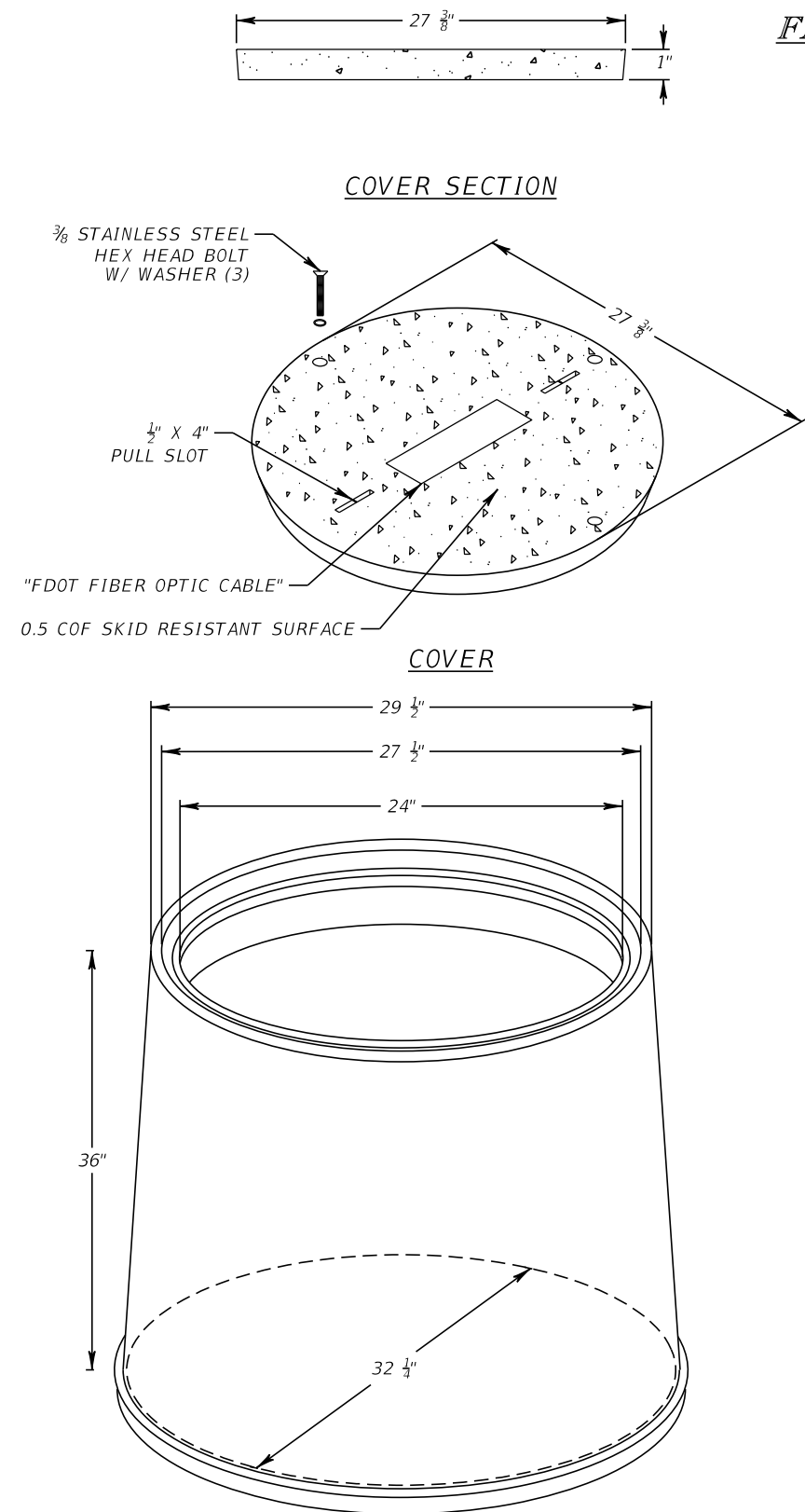
**ELECTRICAL PULL BOX NOTES:**

1. ELECTRICAL PULL BOX SHALL NOT BE INSTALLED IN ROADWAYS, DRIVEWAYS, PEDESTRIAN RAMPS, OR FLARES.
2. ELECTRICAL PULL BOX LENGTH (LONG SIDE) SHALL BE PARALLEL TO THE CONDUIT RUN. WHEN THE CONDUIT RUN IS PERPENDICULAR AT THE JUNCTION POINT, THE PULL BOX SHALL BE PARALLEL TO THE ROADWAY.

REVISIONS				AECOM Technical Services, Inc. 150 North Orange Avenue, Suite 200 Orlando, FL 32801 C.A. No. 8115 Patrick Robert O'Shea, P.E. No. 81435	STATE OF FLORIDA DEPARTMENT OF TRANSPORTATION			<b>PULL BOX AND                      CONDUIT DETAIL</b>	SHEET NO.
DATE	DESCRIPTION	DATE	DESCRIPTION		ROAD NO.	COUNTY	FINANCIAL PROJECT ID		IT-36
					SR 400	ORANGE	441113-1-52-01		

PRELIMINARY: NOT FOR CONSTRUCTION

**FIBER OPTIC PULL BOX AND CONDUIT DETAILS**  
NTS

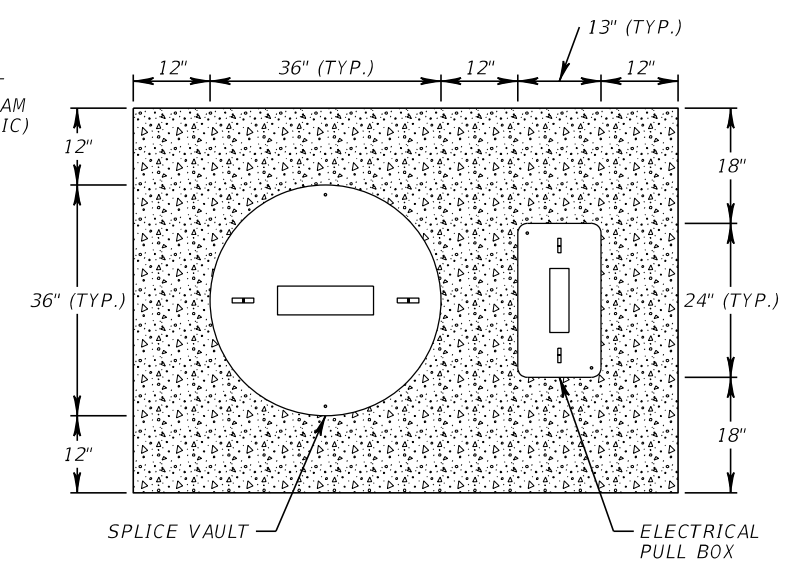
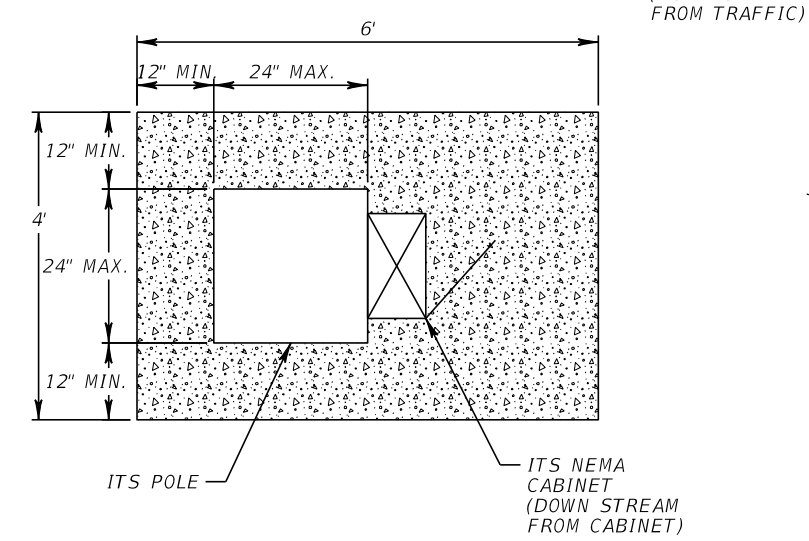
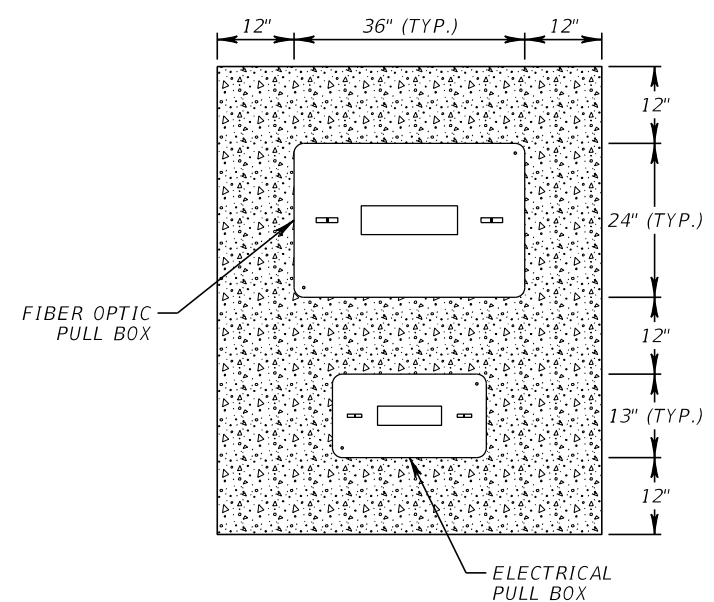
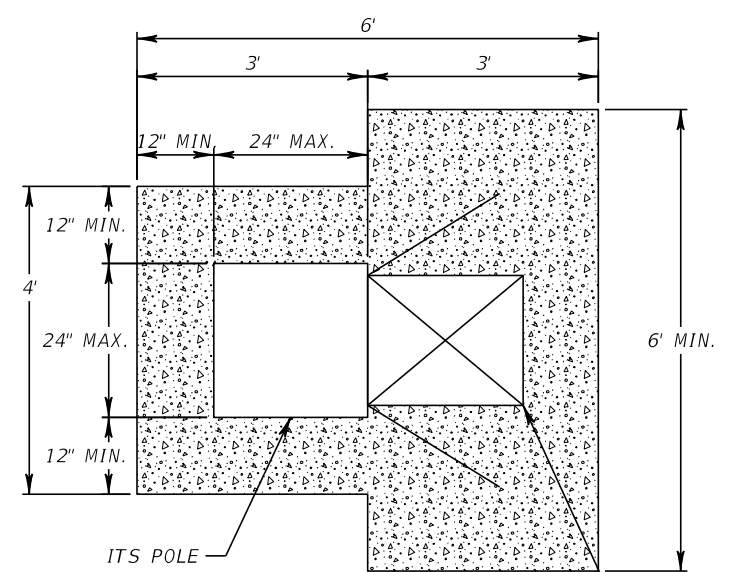
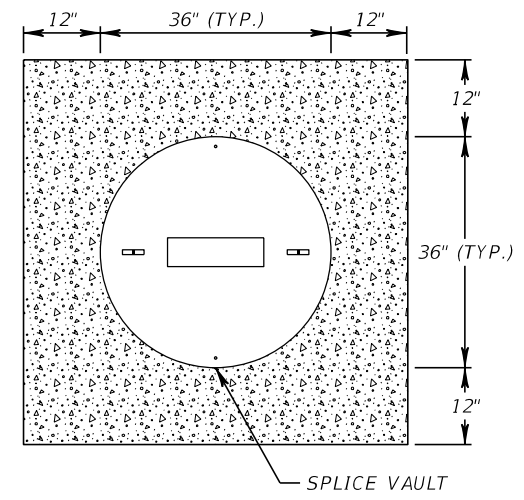
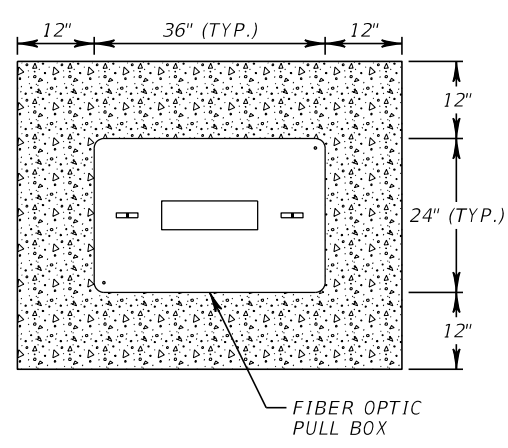
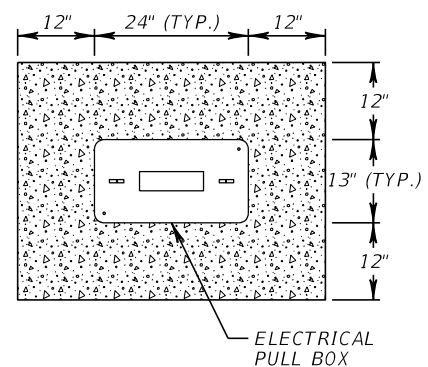


FIBER OPTIC SPLICE VAULT NOTES:

1. CABLE HANGERS ARE REQUIRED FOR SLACK LOOP AND ENCLOSURE.
2. SPARE FIBER OPTIC CABLE IS TO BE WOUND NEATLY AND CAREFULLY, AS NOT TO EXCEED THE MAXIMUM BENDING RADIUS OF THE FIBER OPTIC CABLE.

REVISIONS				AECOM Technical Services, Inc. 150 North Orange Avenue, Suite 200 Orlando, FL 32801 C.A. No. 8115 Patrick Robert O'Shea, P.E. No. 81435	STATE OF FLORIDA DEPARTMENT OF TRANSPORTATION			PULL BOX AND CONDUIT DETAIL	SHEET NO.
DATE	DESCRIPTION	DATE	DESCRIPTION		ROAD NO.	COUNTY	FINANCIAL PROJECT ID		
						SR 400	ORANGE		441113-1-52-01

PRELIMINARY: NOT FOR CONSTRUCTION

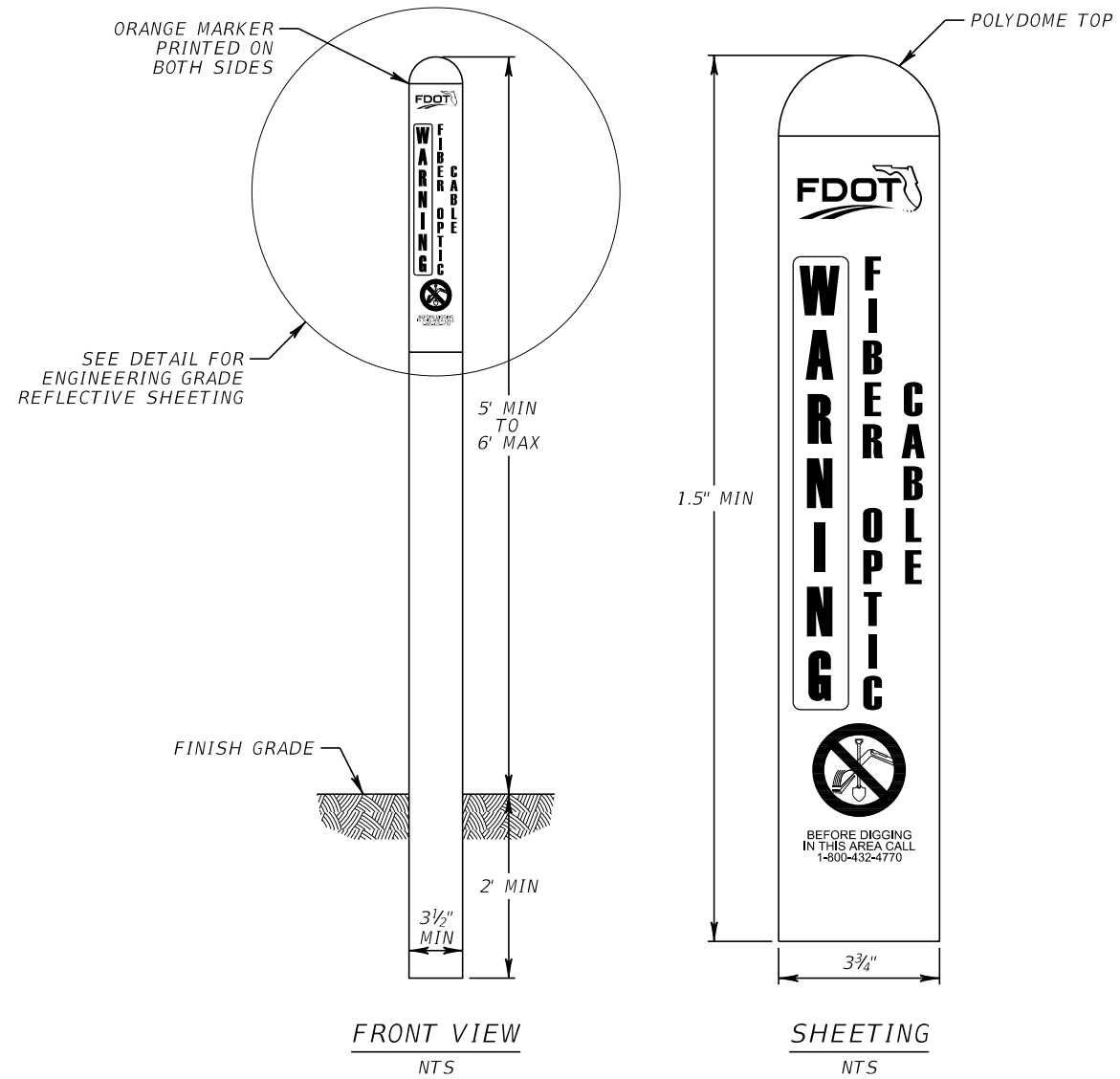


NOTES:  
 1. COST OF CONCRETE PADS SHALL BE INCLUSIVE TO THE DEVICES/EQUIPMENT THAT THE PADS ARE BEING INSTALLED FOR.

REVISIONS				AECOM Technical Services, Inc. 150 North Orange Avenue, Suite 200 Orlando, FL 32801 C.A. No. 8115 Patrick Robert O'Shea, P.E. No. 81435	STATE OF FLORIDA DEPARTMENT OF TRANSPORTATION			CONCRETE APRON DETAIL	SHEET NO.  IT-38
DATE	DESCRIPTION	DATE	DESCRIPTION		ROAD NO.	COUNTY	FINANCIAL PROJECT ID		
					SR 400	ORANGE	441113-1-52-01		

PRELIMINARY: NOT FOR CONSTRUCTION

FIBER OPTIC CABLE ROUTE MARKER  
NTS

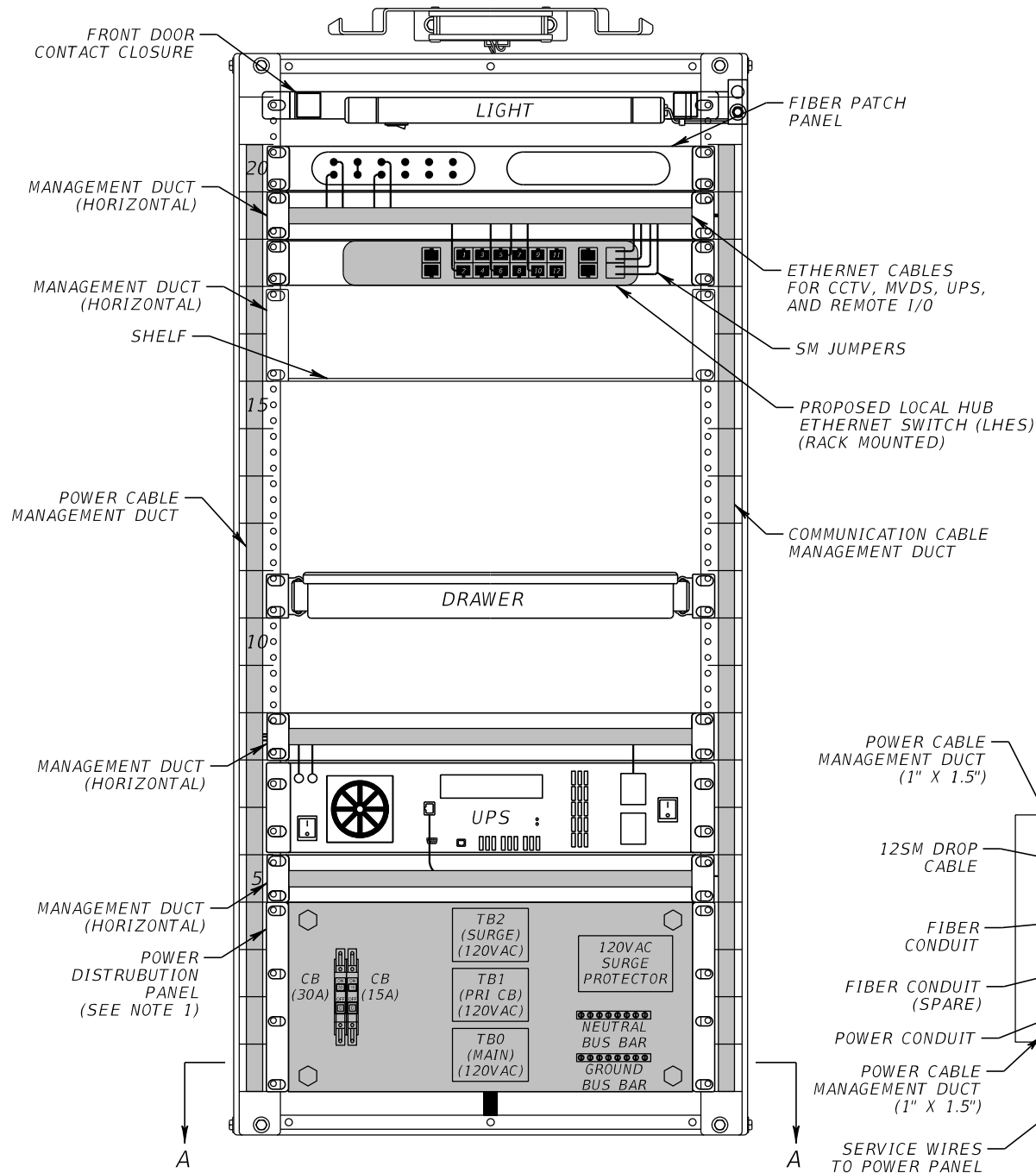


NOTES:

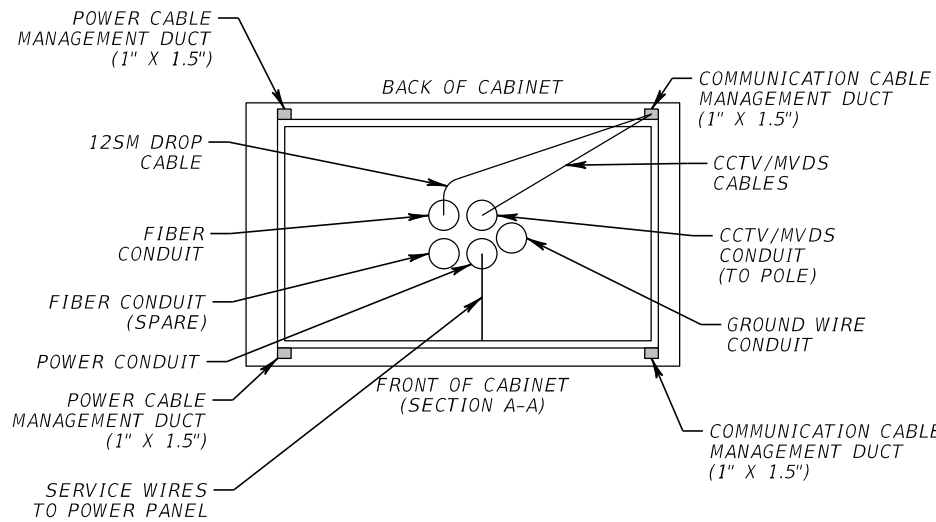
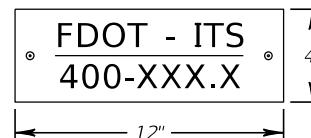
1. AN ORANGE POLYDOME TOP SHALL BE INSTALLED ON EACH MARKER.

REVISIONS				AECOM Technical Services, Inc. 150 North Orange Avenue, Suite 200 Orlando, FL 32801 C.A. No. 8115 Patrick Robert O'Shea, P.E. No. 81435	STATE OF FLORIDA DEPARTMENT OF TRANSPORTATION			ROUTE MARKER DETAIL	SHEET NO.
DATE	DESCRIPTION	DATE	DESCRIPTION		ROAD NO.	COUNTY	FINANCIAL PROJECT ID		IT-39
					SR 400	ORANGE	441113-1-52-01		

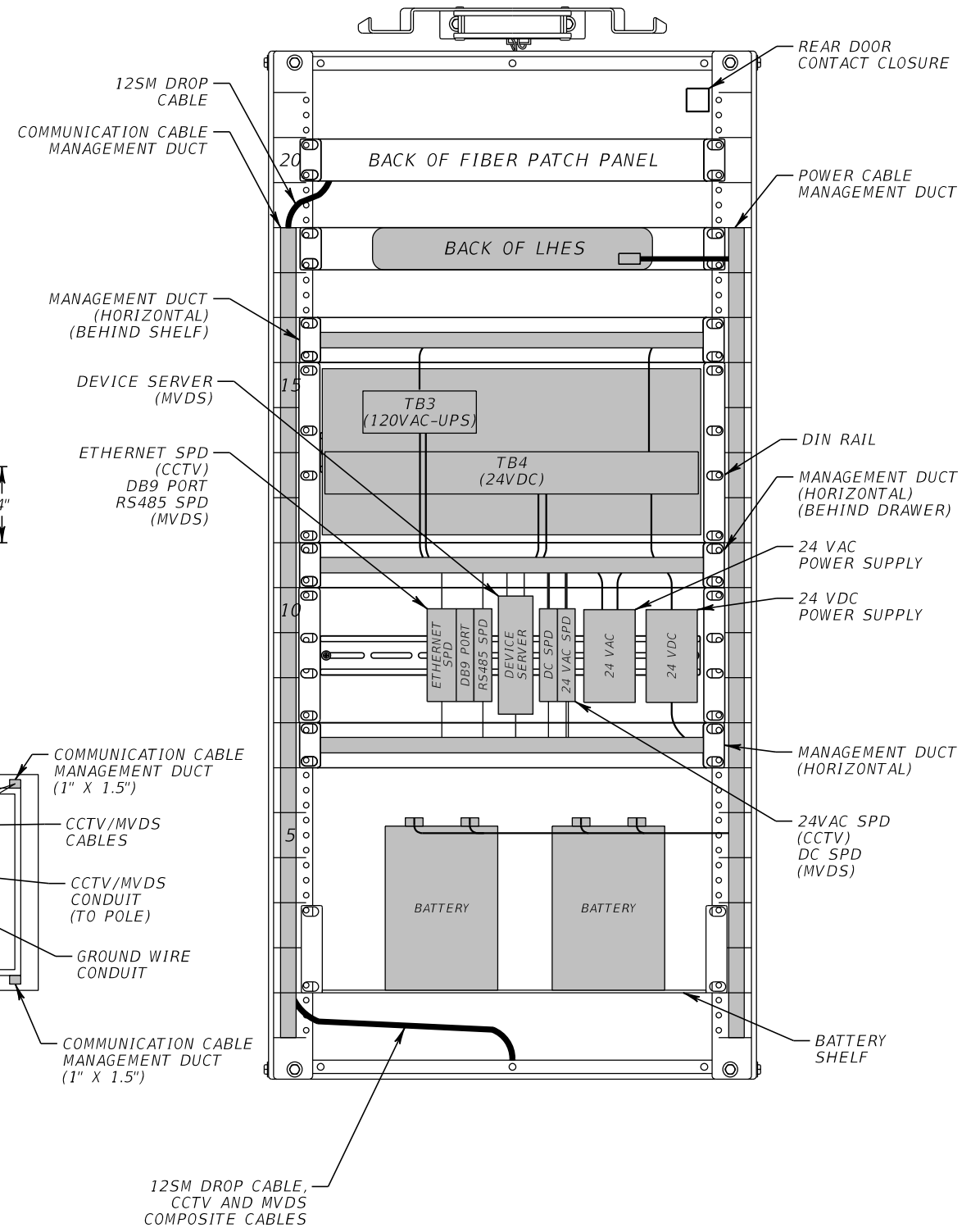
FRONT VIEW



CABINET TAG  
(SEE NOTE 2 & 3)



BACK VIEW



NOTES:

- SEE WIRING DIAGRAMS FOR DETAILED WIRING SCHEMATIC.
- 400-XXX.X REPRESENTS THE LHUB NUMBER OF EACH CABINET.
- CABINET IDENTIFICATION TAG SHALL BE MADE OF ALUMINUM GRADE HIGH INTENSITY PRISMATIC (HIP), GAUGE .080 WITH SQUARE CORNERS. THE TAG SHALL HAVE A GREEN BACKGROUND WITH WHITE 1 1/4" LETTERING AND SHALL BE SECURELY FASTENED TO THE CABINET IN LOCATION OPTIMAL FOR VIEWING FROM THE ROADWAY.

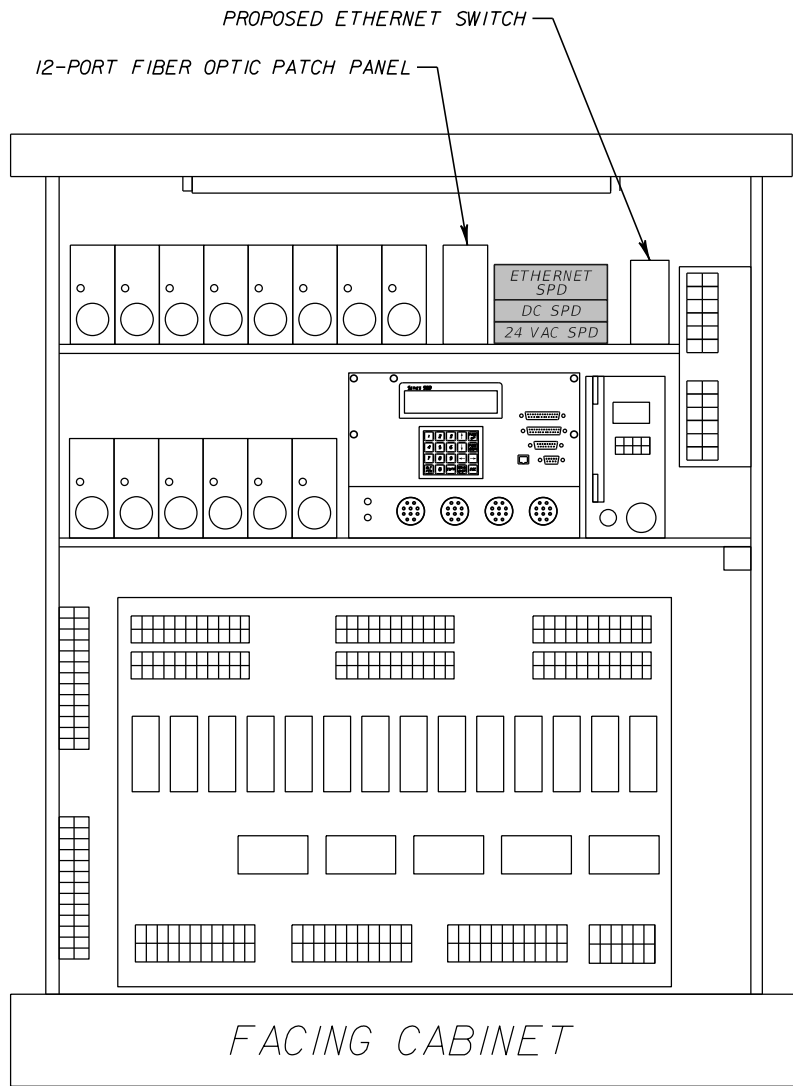
LHUB 400-69.7  
(CCTV & MVDS)

REVISIONS				AECOM Technical Services, Inc. 150 North Orange Avenue, Suite 200 Orlando, FL 32801 C.A. No. 8115 Patrick Robert O'Shea, P.E. No. 81435	STATE OF FLORIDA DEPARTMENT OF TRANSPORTATION			SHEET NO.  IT-40
DATE	DESCRIPTION	DATE	DESCRIPTION		ROAD NO.	COUNTY	FINANCIAL PROJECT ID	
					SR 400	ORANGE	441113-1-52-01	

CABINET DETAILS

PRELIMINARY: NOT FOR CONSTRUCTION

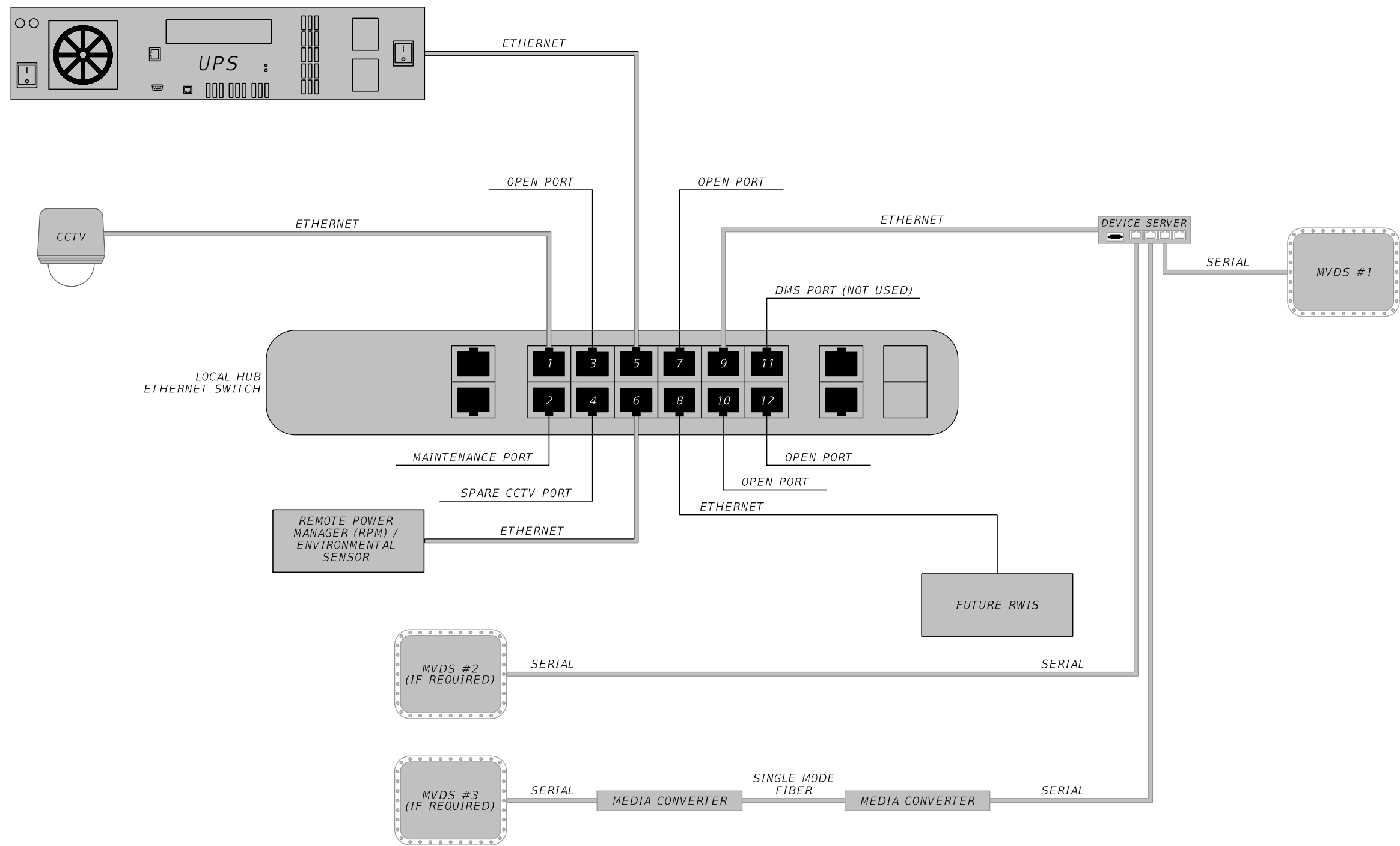




DARYL CARTER PARKWAY ROAD  
TYPICAL SIGNAL CABINET

REVISIONS				STATE OF FLORIDA DEPARTMENT OF TRANSPORTATION			SHEET NO.
DATE	DESCRIPTION	DATE	DESCRIPTION	ROAD NO.	COUNTY	FINANCIAL PROJECT ID	
				SR 400	ORANGE	441113-1-52-01	CABINET DETAILS IT-41
AECOM Technical Services, Inc. 150 North Orange Avenue, Suite 200 Orlando, FL 32801 C.A. No. 8115 Patrick Robert O'Shea, P.E. No. 81435							

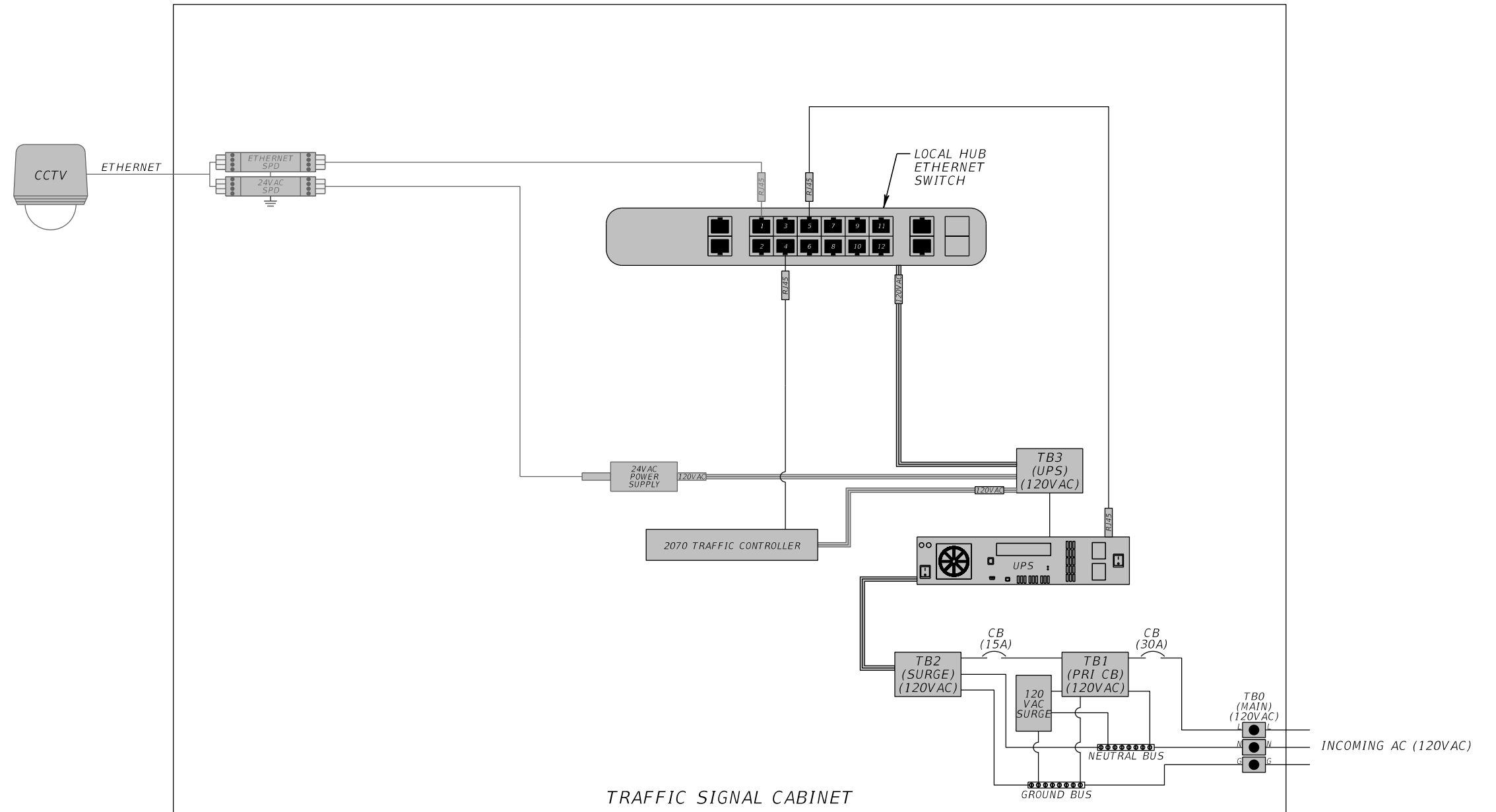
PRELIMINARY: NOT FOR CONSTRUCTION



REVISIONS				AECOM Technical Services, Inc. 150 North Orange Avenue, Suite 200 Orlando, FL 32801 C.A. No. 8115 Patrick Robert O'Shea, P.E. No. 81435	STATE OF FLORIDA DEPARTMENT OF TRANSPORTATION			<b>LOCAL HUB</b> <b>ETHERNET SWITCH DETAIL</b>	SHEET NO.
DATE	DESCRIPTION	DATE	DESCRIPTION		ROAD NO.	COUNTY	FINANCIAL PROJECT ID		IT-42
					SR 400	ORANGE	441113-1-52-01		

PRELIMINARY: NOT FOR CONSTRUCTION

LHUB DCP-XX.XX & LHUB DCP-XX.XX



REVISIONS			
DATE	DESCRIPTION	DATE	DESCRIPTION

AECOM Technical Services, Inc.  
 150 North Orange Avenue, Suite 200  
 Orlando, FL 32801  
 C.A. No. 8115  
 Patrick Robert O'Shea, P.E. No. 81435

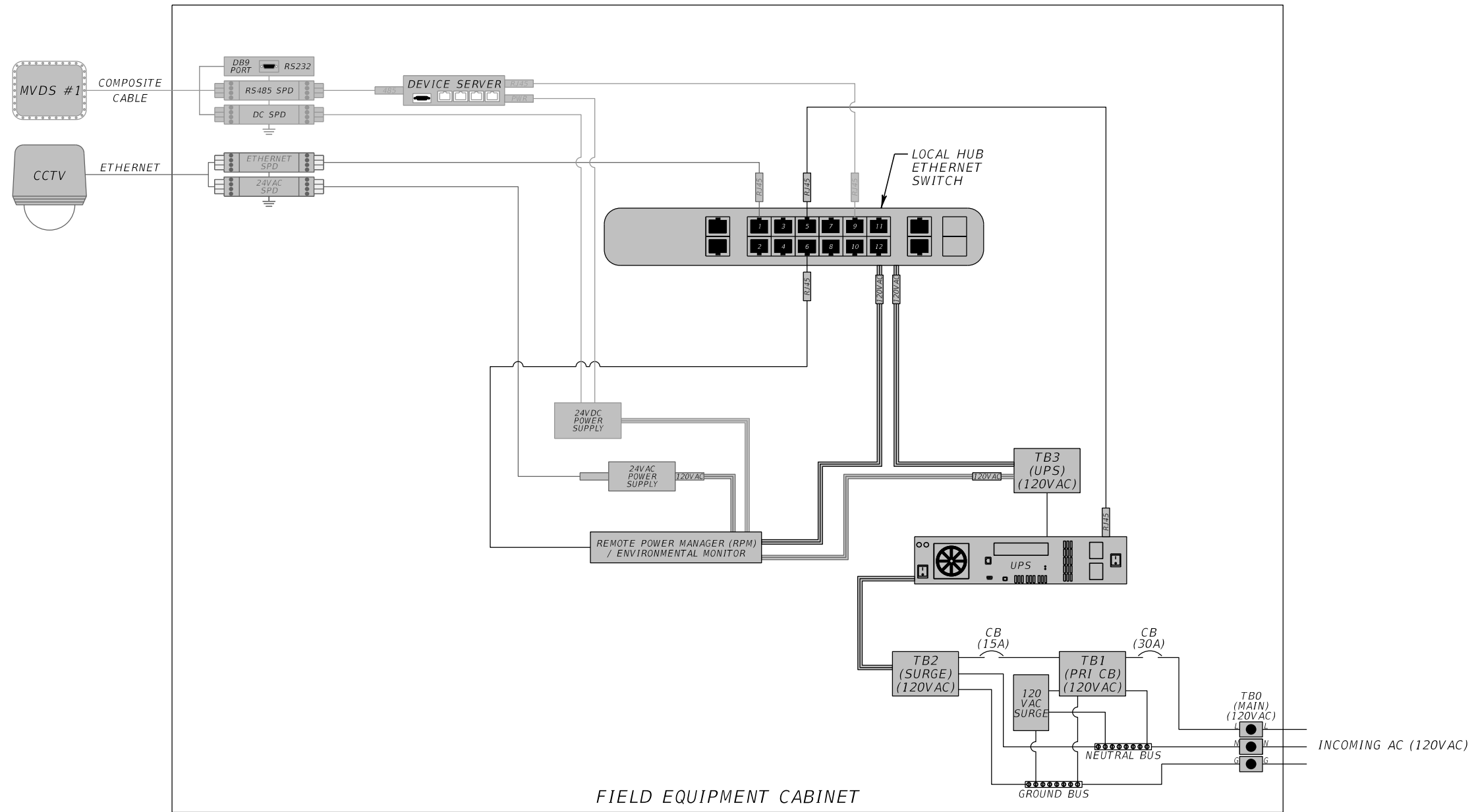
STATE OF FLORIDA DEPARTMENT OF TRANSPORTATION		
ROAD NO.	COUNTY	FINANCIAL PROJECT ID
SR 400	ORANGE	441113-1-52-01

**WIRING DIAGRAMS**

SHEET NO.  
IT-43

PRELIMINARY: NOT FOR CONSTRUCTION

LHUB 400-69.7



REVISIONS			
DATE	DESCRIPTION	DATE	DESCRIPTION

AECOM Technical Services, Inc.  
 150 North Orange Avenue, Suite 200  
 Orlando, FL 32801  
 C.A. No. 8115  
 Patrick Robert O'Shea, P.E. No. 81435

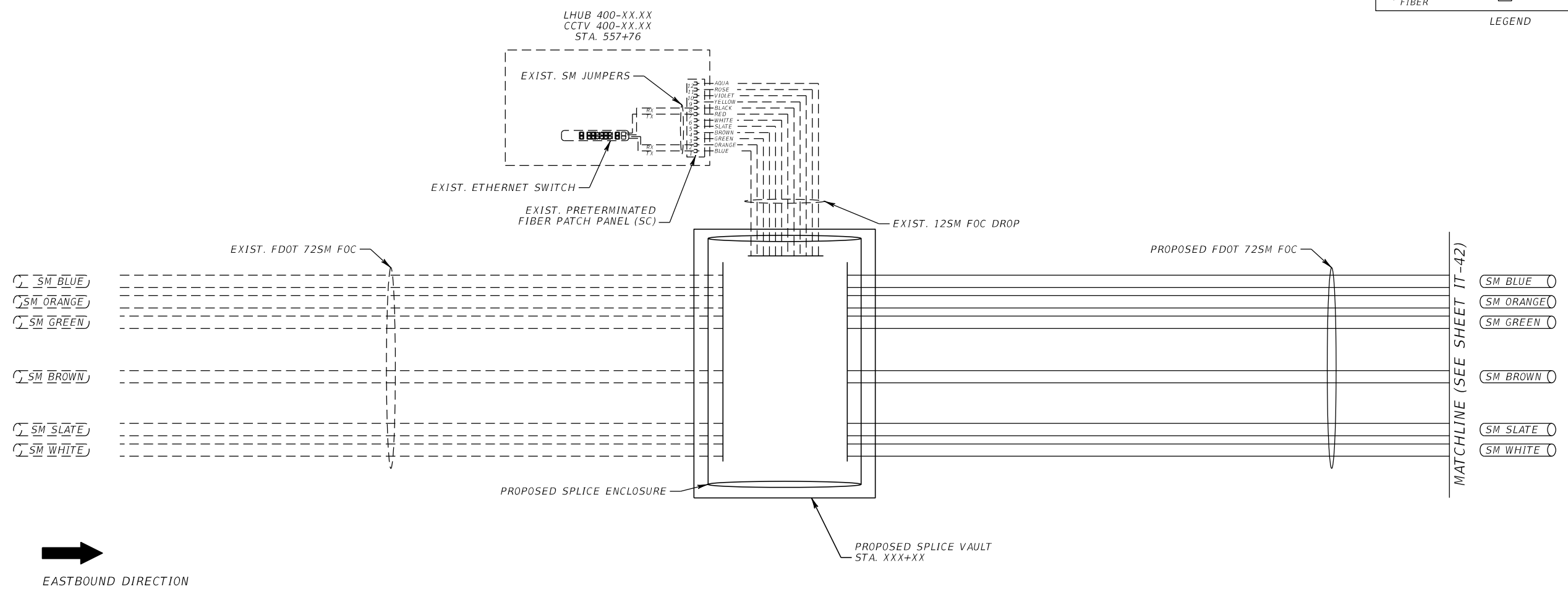
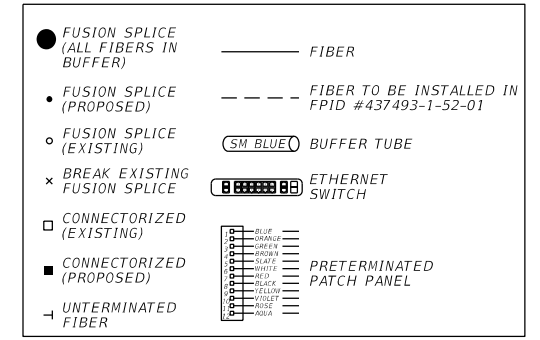
STATE OF FLORIDA  
 DEPARTMENT OF TRANSPORTATION

ROAD NO.	COUNTY	FINANCIAL PROJECT ID
SR 400	ORANGE	441113-1-52-01

WIRING DIAGRAMS

SHEET NO.

IT-44



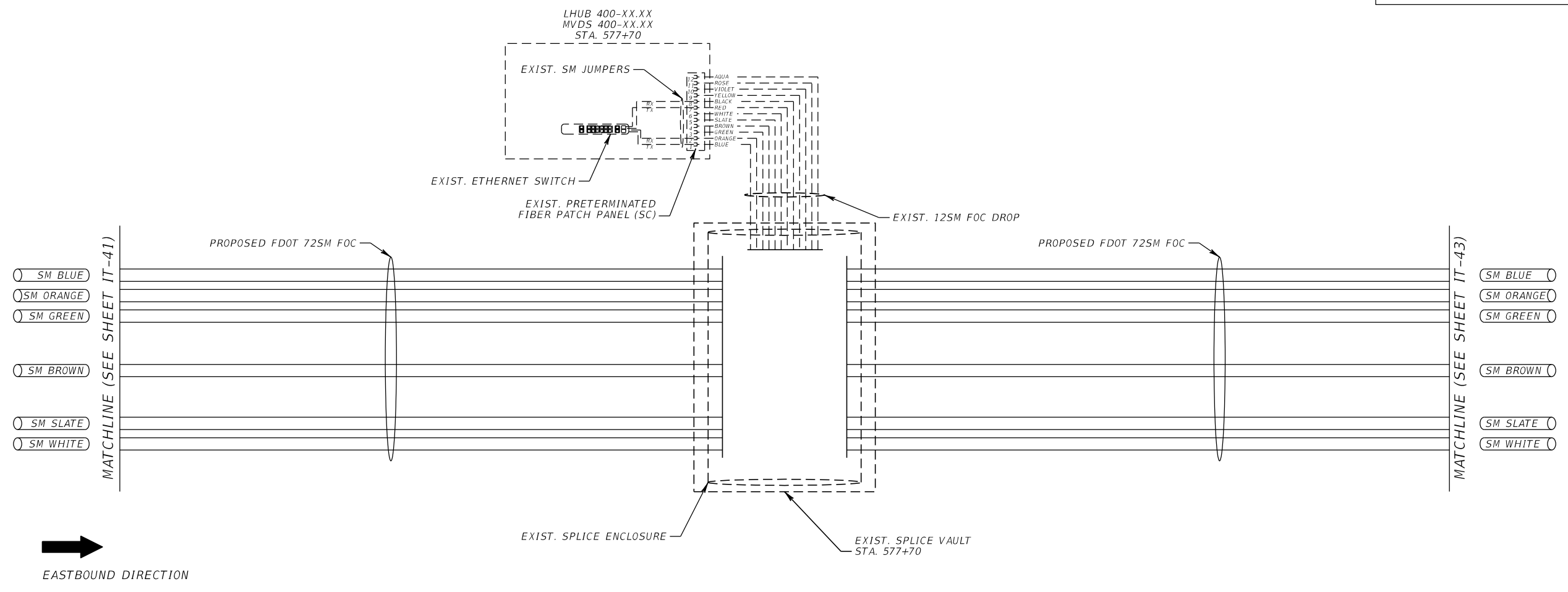
SPLICING TO BE SHOWN AT THE 90% SUBMITTAL. FIBER ALLOCATION INFORMATION IS REQUIRED TO PROPERLY SHOW SPLICING CONFIGURATION.

REVISIONS				AECOM Technical Services, Inc. 150 North Orange Avenue, Suite 200 Orlando, FL 32801 C.A. No. 8115 Patrick Robert O'Shea, P.E. No. 81435	STATE OF FLORIDA DEPARTMENT OF TRANSPORTATION			SHEET NO.  <b>SPLICING DIAGRAMS (1)</b>  IT-45
DATE	DESCRIPTION	DATE	DESCRIPTION		ROAD NO.	COUNTY	FINANCIAL PROJECT ID	
					SR 400	ORANGE	441113-1-52-01	

PRELIMINARY: NOT FOR CONSTRUCTION

**LEGEND**

- FUSION SPLICE (ALL FIBERS IN BUFFER)
- FUSION SPLICE (PROPOSED)
- FUSION SPLICE (EXISTING)
- × BREAK EXISTING FUSION SPLICE
- CONNECTORIZED (EXISTING)
- CONNECTORIZED (PROPOSED)
- └ UNTERMINATED FIBER
- FIBER
- - - FIBER TO BE INSTALLED IN FPID #437493-1-52-01
- SM BLUE BUFFER TUBE
- ETHERNET SWITCH
- PRETERMINATED PATCH PANEL



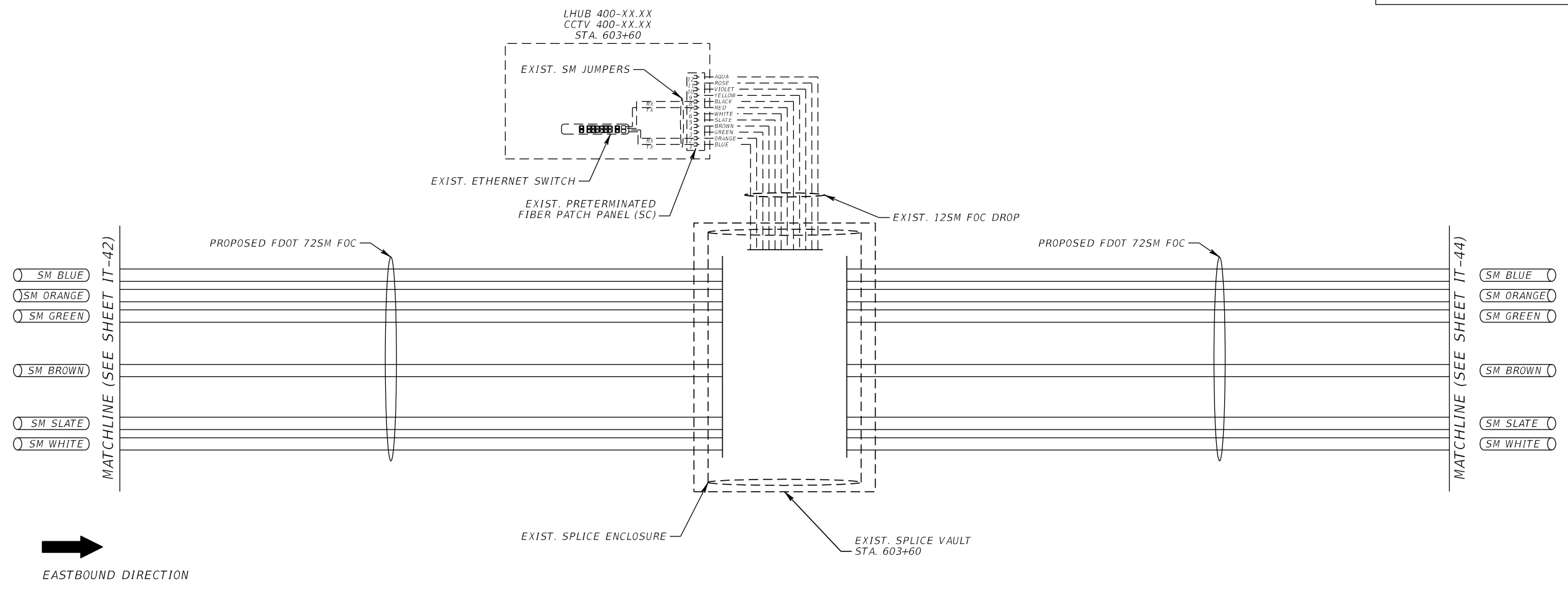
SPlicing TO BE SHOWN AT THE 90% SUBMITTAL. FIBER ALLOCATION INFORMATION IS REQUIRED TO PROPERLY SHOW SPlicing CONFIGURATION.

REVISIONS				AECOM Technical Services, Inc. 150 North Orange Avenue, Suite 200 Orlando, FL 32801 C.A. No. 8115 Patrick Robert O'Shea, P.E. No. 81435	STATE OF FLORIDA DEPARTMENT OF TRANSPORTATION			<b>SPLICING DIAGRAMS (2)</b>  SHEET NO.  IT-46
DATE	DESCRIPTION	DATE	DESCRIPTION		ROAD NO.	COUNTY	FINANCIAL PROJECT ID	
					SR 400	ORANGE	441113-1-52-01	

PRELIMINARY: NOT FOR CONSTRUCTION

**LEGEND**

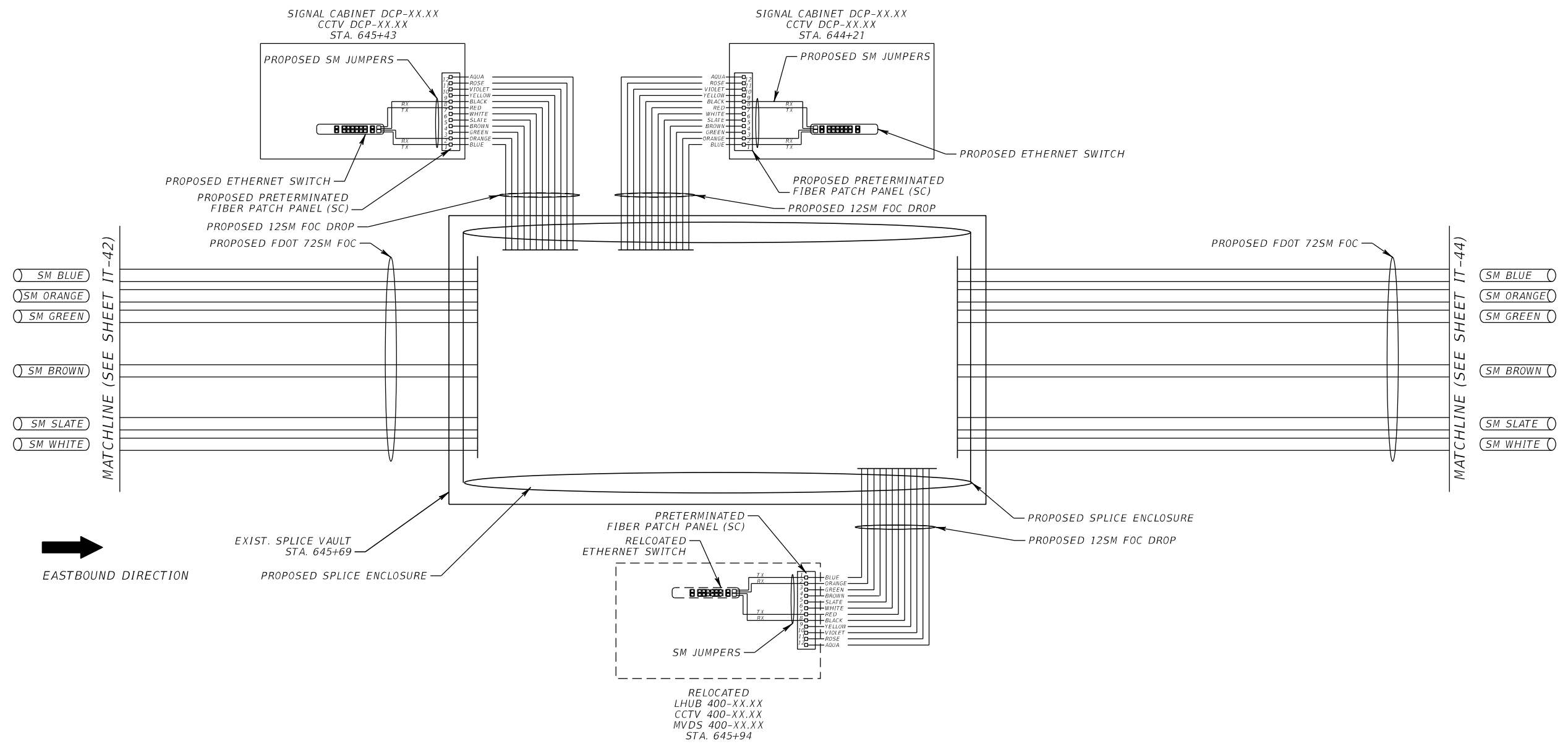
- FUSION SPLICE (ALL FIBERS IN BUFFER)
- FUSION SPLICE (PROPOSED)
- FUSION SPLICE (EXISTING)
- × BREAK EXISTING FUSION SPLICE
- CONNECTORIZED (EXISTING)
- CONNECTORIZED (PROPOSED)
- └ UNTERMINATED FIBER
- FIBER
- - - FIBER TO BE INSTALLED IN FPID #437493-1-52-01
- SM BLUE BUFFER TUBE
- ETHERNET SWITCH
- PRETERMINATED PATCH PANEL



SPlicing TO BE SHOWN AT THE 90% SUBMITTAL. FIBER ALLOCATION INFORMATION IS REQUIRED TO PROPERLY SHOW SPlicing CONFIGURATION.

REVISIONS				AECOM Technical Services, Inc. 150 North Orange Avenue, Suite 200 Orlando, FL 32801 C.A. No. 8115 Patrick Robert O'Shea, P.E. No. 81435	STATE OF FLORIDA DEPARTMENT OF TRANSPORTATION			<b>SPLICING DIAGRAMS (3)</b>  SHEET NO.  IT-47
DATE	DESCRIPTION	DATE	DESCRIPTION		ROAD NO.	COUNTY	FINANCIAL PROJECT ID	
					SR 400	ORANGE	441113-1-52-01	

PRELIMINARY: NOT FOR CONSTRUCTION



SPLICING TO BE SHOWN AT THE 90% SUBMITTAL. FIBER ALLOCATION INFORMATION IS REQUIRED TO PROPERLY SHOW SPLICING CONFIGURATION.

REVISIONS				AECOM Technical Services, Inc. 150 North Orange Avenue, Suite 200 Orlando, FL 32801 C.A. No. 8115 Patrick Robert O'Shea, P.E. No. 81435	STATE OF FLORIDA DEPARTMENT OF TRANSPORTATION			SHEET NO.  IT-48
DATE	DESCRIPTION	DATE	DESCRIPTION		ROAD NO.	COUNTY	FINANCIAL PROJECT ID	
					SR 400	ORANGE	441113-1-52-01	

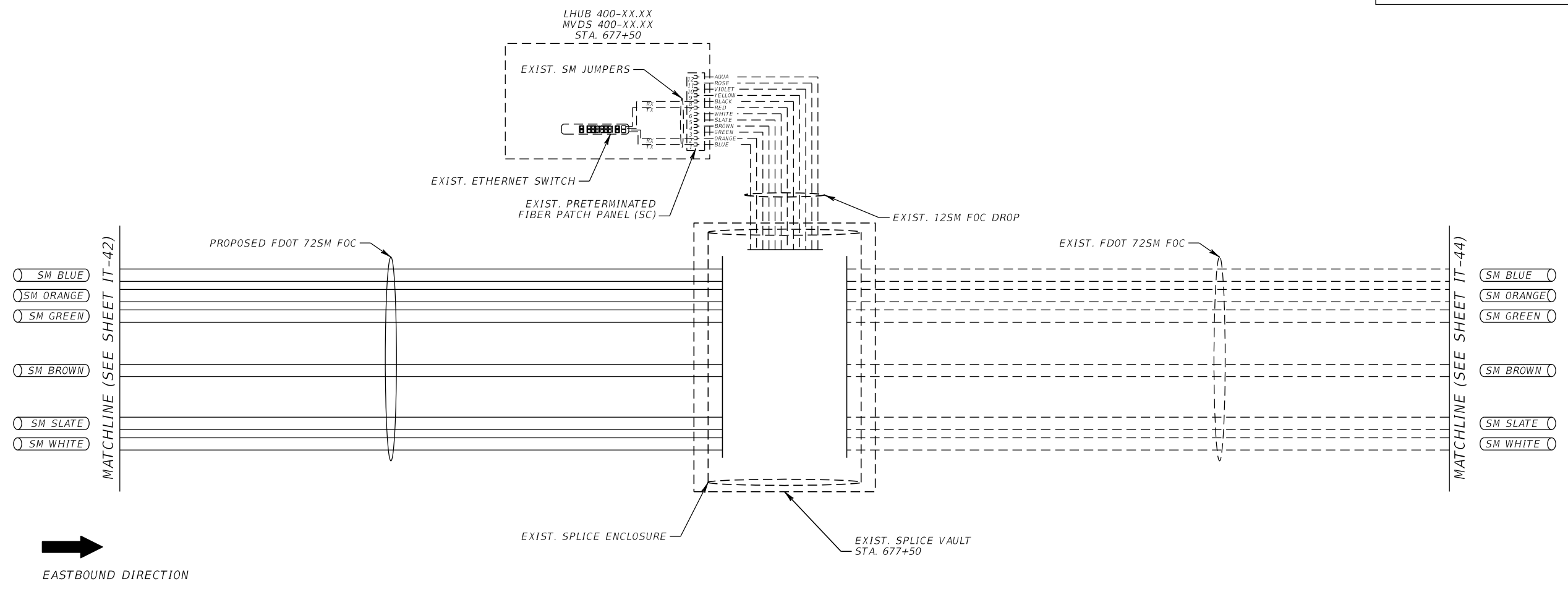
**SPLICING DIAGRAMS (4)**

PRELIMINARY: NOT FOR CONSTRUCTION



**LEGEND**

- FUSION SPLICE (ALL FIBERS IN BUFFER)
- FUSION SPLICE (PROPOSED)
- FUSION SPLICE (EXISTING)
- × BREAK EXISTING FUSION SPLICE
- CONNECTORIZED (EXISTING)
- CONNECTORIZED (PROPOSED)
- └ UNDERMINATED FIBER
- FIBER
- - - FIBER TO BE INSTALLED IN FPID #437493-1-52-01
- SM BLUE BUFFER TUBE
- ETHERNET SWITCH
- PRETERMINATED PATCH PANEL



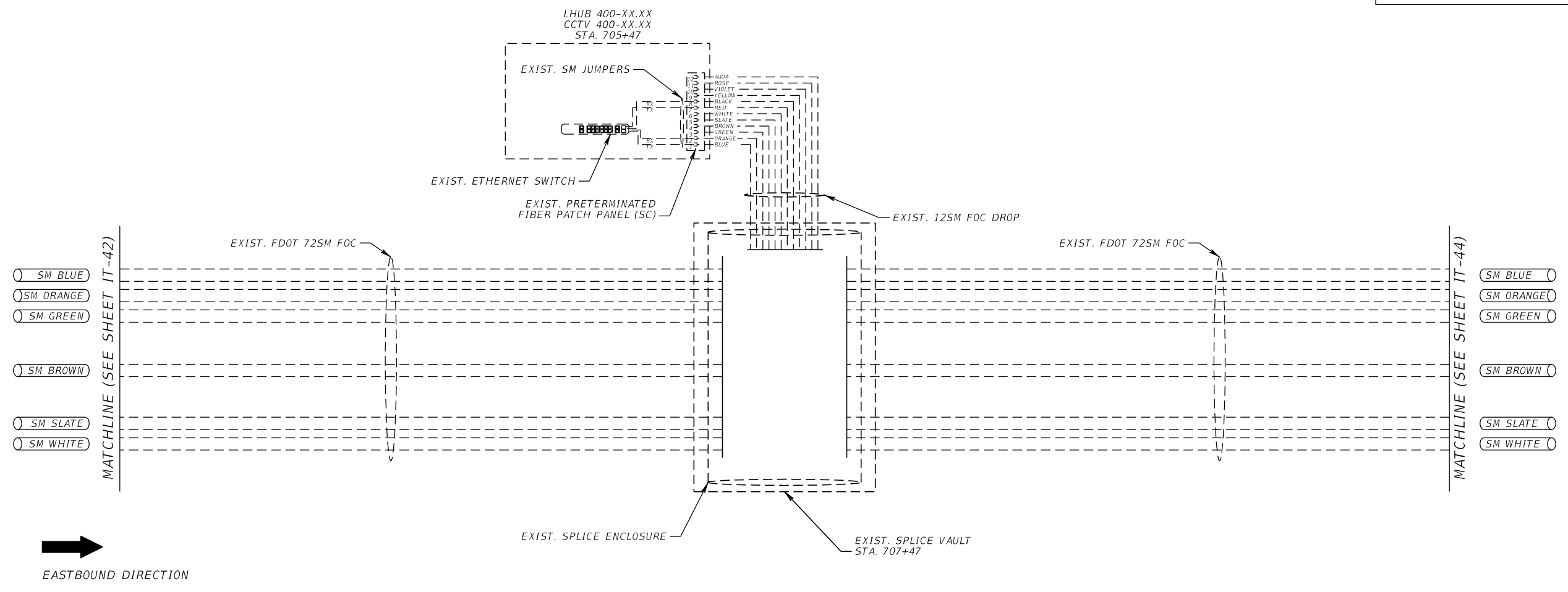
SPLICING TO BE SHOWN AT THE 90% SUBMITTAL. FIBER ALLOCATION INFORMATION IS REQUIRED TO PROPERLY SHOW SPLICING CONFIGURATION.

REVISIONS				AECOM Technical Services, Inc. 150 North Orange Avenue, Suite 200 Orlando, FL 32801 C.A. No. 8115 Patrick Robert O'Shea, P.E. No. 81435	STATE OF FLORIDA DEPARTMENT OF TRANSPORTATION			SHEET NO.  IT-49
DATE	DESCRIPTION	DATE	DESCRIPTION		ROAD NO.	COUNTY	FINANCIAL PROJECT ID	
					SR 400	ORANGE	441113-1-52-01	

PRELIMINARY: NOT FOR CONSTRUCTION

**LEGEND**

- FUSION SPLICE (ALL FIBERS IN BUFFER)
- FUSION SPLICE (PROPOSED)
- FUSION SPLICE (EXISTING)
- × BREAK EXISTING FUSION SPLICE
- CONNECTORIZED (EXISTING)
- CONNECTORIZED (PROPOSED)
- └ UNDERMINATED FIBER
- FIBER
- - - FIBER TO BE INSTALLED IN FPID #437493-1-52-01
- SM BLUE BUFFER TUBE
- ETHERNET SWITCH
- PRETERMINATED PATCH PANEL



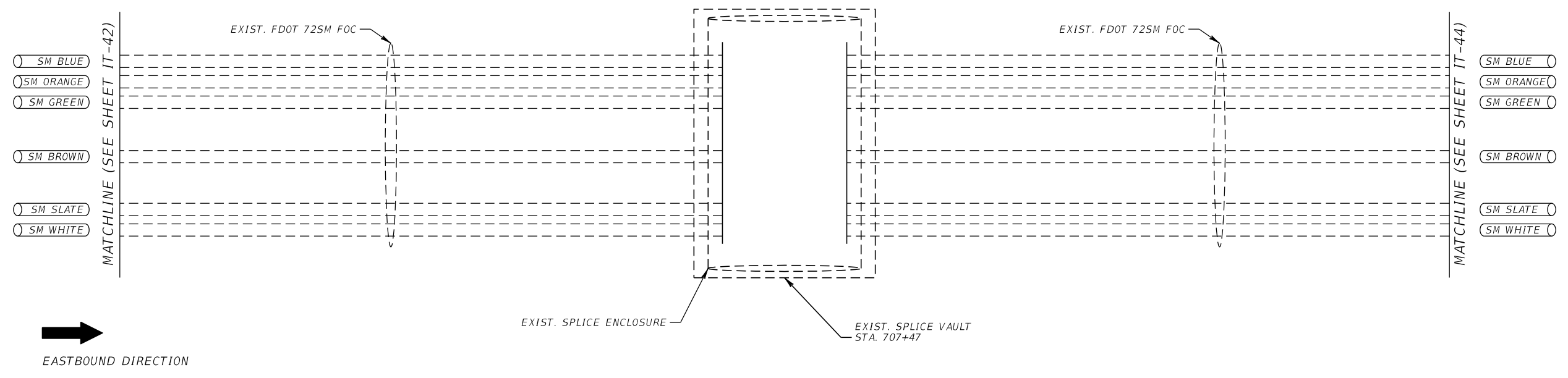
SPlicing TO BE SHOWN AT THE 90% SUBMITTAL. FIBER ALLOCATION INFORMATION IS REQUIRED TO PROPERLY SHOW SPlicing CONFIGURATION.

REVISIONS				AECOM Technical Services, Inc. 150 North Orange Avenue, Suite 200 Orlando, FL 32801 C.A. No. 8115 Patrick Robert O'Shea, P.E. No. 81435	STATE OF FLORIDA DEPARTMENT OF TRANSPORTATION			<b>SPLICING DIAGRAMS (6)</b>	SHEET NO.
DATE	DESCRIPTION	DATE	DESCRIPTION		ROAD NO.	COUNTY	FINANCIAL PROJECT ID		IT-50
						SR 400	ORANGE		441113-1-52-01

PRELIMINARY: NOT FOR CONSTRUCTION

**LEGEND**

- FUSION SPLICE (ALL FIBERS IN BUFFER)
- FUSION SPLICE (PROPOSED)
- FUSION SPLICE (EXISTING)
- × BREAK EXISTING FUSION SPLICE
- CONNECTORIZED (EXISTING)
- CONNECTORIZED (PROPOSED)
- ┌ UNTERMINATED FIBER
- FIBER
- - - FIBER TO BE INSTALLED IN FPID #437493-1-52-01
- SM BLUE BUFFER TUBE
- ETHERNET SWITCH
- PRETERMINATED PATCH PANEL



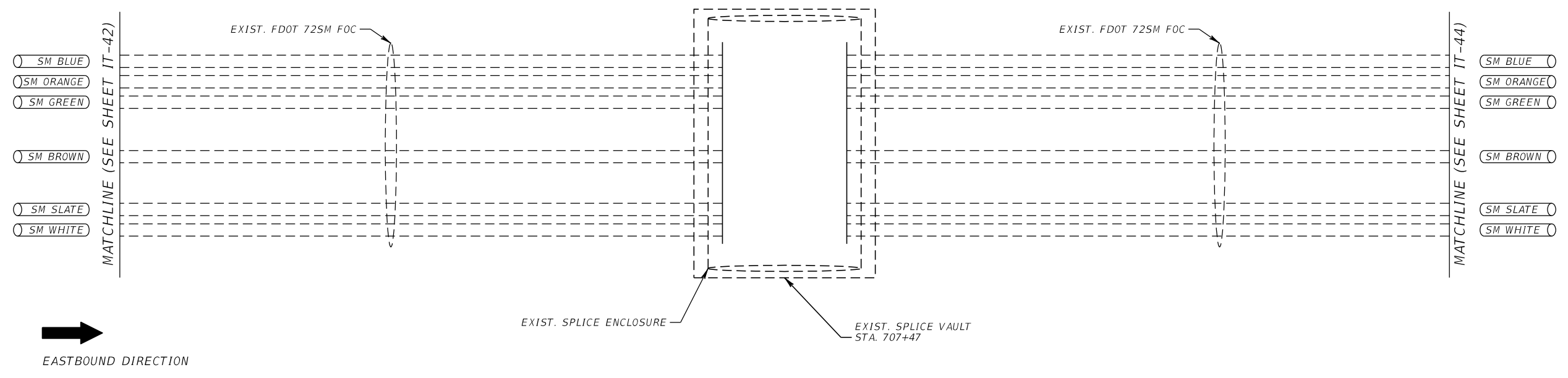
SPLICING TO BE SHOWN AT THE 90% SUBMITTAL. FIBER ALLOCATION INFORMATION IS REQUIRED TO PROPERLY SHOW SPLICING CONFIGURATION.

REVISIONS				AECOM Technical Services, Inc. 150 North Orange Avenue, Suite 200 Orlando, FL 32801 C.A. No. 8115 Patrick Robert O'Shea, P.E. No. 81435	STATE OF FLORIDA DEPARTMENT OF TRANSPORTATION			<b>SPLICING DIAGRAMS (7)</b>	SHEET NO.
DATE	DESCRIPTION	DATE	DESCRIPTION		ROAD NO.	COUNTY	FINANCIAL PROJECT ID		IT-51
					SR 400	ORANGE	441113-1-52-01		

PRELIMINARY: NOT FOR CONSTRUCTION

**LEGEND**

- FUSION SPLICE (ALL FIBERS IN BUFFER)
- FUSION SPLICE (PROPOSED)
- FUSION SPLICE (EXISTING)
- × BREAK EXISTING FUSION SPLICE
- CONNECTORIZED (EXISTING)
- CONNECTORIZED (PROPOSED)
- ┌ UNTERMINATED FIBER
- FIBER
- - - FIBER TO BE INSTALLED IN FPID #437493-1-52-01
- SM BLUE BUFFER TUBE
- ETHERNET SWITCH
- PRETERMINATED PATCH PANEL



SPLICING TO BE SHOWN AT THE 90% SUBMITTAL. FIBER ALLOCATION INFORMATION IS REQUIRED TO PROPERLY SHOW SPLICING CONFIGURATION.

REVISIONS				AECOM Technical Services, Inc. 150 North Orange Avenue, Suite 200 Orlando, FL 32801 C.A. No. 8115 Patrick Robert O'Shea, P.E. No. 81435	STATE OF FLORIDA DEPARTMENT OF TRANSPORTATION			<b>SPLICING DIAGRAMS (8)</b>	SHEET NO.
DATE	DESCRIPTION	DATE	DESCRIPTION		ROAD NO.	COUNTY	FINANCIAL PROJECT ID		IT-52
					SR 400	ORANGE	441113-1-52-01		

PRELIMINARY: NOT FOR CONSTRUCTION